



TECTRAN

Solutions for Transportation Equipment



PRODUCT CATALOG

WWW.TECTRAN.COM

CONNECTION
SYSTEMS &
ACCESSORIES



TUBING, HOSES,
& CLAMPS



FITTINGS



UNDER CHASSIS
PRODUCTS



ELECTRICAL
SYSTEMS &
ACCESSORIES



MISCELLANEOUS
PRODUCTS





CONNECTION SYSTEMS & ACCESSORIES

CONNECTION SOLUTIONS

- 02 LIFELine Kits
- 06 AirPower Lines
- 10 Air Line Hose Assemblies

AIRCOILS

- 15 Aircoils

GLADHANDS & ACCESSORIES

- 26 Gladhands
- 30 Gladhand Seals & Accessories
- 32 Gladhand Grips

7-WAY POWERCOILS & CABLES

- 34 7-Way Powercoils & Cables

PLUGS, SOCKETS, & POWERCOILS

- 42 7-Way Plugs & Sockets
- 46 7-Way AUX Powercoils, Plugs, & Sockets
- 49 *DOUBLEDUAL* Powercoils & Cables
- 50 Dual Pole Powercoils & Cables
- 51 Single Pole Powercoils & Cables
- 52 Dual Pole/Single Pole Plugs & Sockets
- 55 6-Way Powercoils, Plugs, & Sockets
4-Way Powercoils, Plugs, & Sockets
- 56 RV Plugs & Sockets
Adapters & Continuity Testers

SUSPENSION DEVICES

- 60 Tender Kits & Pogo Sticks
- 64 TEC-CLAMP™
Connection Line Clamps
- 66 Hose & Cable Support Accessories
- 67 Fifth Wheel Slider Coils
Fifth Wheel Air Cylinder
King Pin Lock

TUBING, HOSES, & CLAMPS

- 70 Air Brake Tubing
- 73 Tubing Clamps & Clips
- 75 Hose Spacers & Support Springs
- 76 Air Brake Hose
- 78 Air Brake Hose Assemblies
- 84 Air Shift Transmission Hose
Nose Box Hose Assemblies

- 85 Slider Hose Assemblies
- 86 Discharge Hose
- 87 Cab Hoses & Accessories
- 88 Tire Inflation Hose
- 89 Brake Lines
- 90 General Hose & Tubing

- 91 Heater Hose
Silicone Hose
Connector Hose
- 94 Hose Clamps
Muffler Clamps
Exhaust Clamps

FITTINGS

- 100 Reusable Hose Fittings
- 101 Hose End Kits
- 102 Frame Fittings
- 103 D.O.T. Air Brake Fittings - Copper Tube
- 104 D.O.T. Air Brake Fittings - Nylon Tube
- 108 Push-Lock Standpipes
- 110 Compression Fittings

- 112 Pipe Fittings
- 114 SAE 45° Flare Fittings
- 116 Inverted Flare Fittings
- 119 Hose Barb Fittings
- 121 Collet Style Fittings
O-Ring Style Fittings
Brake Line Unions

- 122 Quick Disconnects
Axle Tees
Brass Filter Adapters
- 123 Grease Fittings
- 124 Valves & Valve Fittings
- 126 Drain Cocks & Shutoff Cocks
- 128 Special Adapter Fittings

UNDER CHASSIS PRODUCTS

AIR TANKS & AIR TREATMENT

- 130 Air Tanks & Accessories
- 134 Air Dryers & Desiccant Cartridges
- 137 Tailgate Air Cylinders
Solenoid Operated Air Tailgate Kits

AIR VALVES

- 140 Compressor Governors/Regulators
Trailer Brake Hand Valve
- 141 Foot Valves
- 142 Switches & Buzzers
- 143 Push/Pull Vavles
- 144 Manifold Dash Valves
- 146 Flipper Valves
- 147 Rocker Dash Valves
Seat Valves
Transmission Valves

- 149 Quick Release Valves
Quick Exhaust Valves
- 150 Limiting Ratio Valves
Tractor Protection Valves
- 151 Spring Brake Valves - Tractor
Relay Valves
- 154 Synchronizing Valves
Inversion Valves
- 155 Drain Valves
Pressure/Safety Valves
- 156 Check Valves
- 157 Pressure Protection Valves
- 158 Pressure Regulators
- 159 Relay Emergency Valves
- 160 Spring Brake Valves - Trailer
- 162 Trailer/Dolly Vavles

- 163 Williams Air Valves
- 164 Height Control Valves
- 167 Solenoid Valves
Pilot Valves
Air Switches
Rapid Dump Valves
- 168 Horn Valves
- BRAKE COMPONENTS & ACCESSORIES**
- 170 ABS Components
- 172 Air Control Boxes
Air Dump Boxes
- 176 Vehicle Load Scale Kit
- 177 Brake Chambers & Components
- 179 Brake Stroke Indicators
- 180 Hub Caps & Accessories
- 182 Wheel Safety Products

ELECTRICAL SYSTEMS & ACCESSORIES

- | | | |
|---|--|---|
| <ul style="list-style-type: none"> 186 Trailer Cable 189 Extension Cords 190 Parallel Wire 191 Primary Wire 192 Wire Terminals 203 Junction Boxes <ul style="list-style-type: none"> Terminal Strips 204 Circuit Breakers 205 Battery & Starter Cable <ul style="list-style-type: none"> Welding Cable 207 Booster Cables <ul style="list-style-type: none"> Parrot Clamps 208 Battery Cable Assemblies 210 Copper Lugs 212 Battery Terminals 214 Battery Hardware 216 Terminal Protectors 217 Heat Shrink Tubing | <ul style="list-style-type: none"> 222 Split Loom <ul style="list-style-type: none"> Fiber Loom Spiral Wrap 225 PRO-TEC Kits 226 Grommets <ul style="list-style-type: none"> Dielectric Products 227 Push-Pull Switches <ul style="list-style-type: none"> Master Disconnect Switches 228 Toggle Switches 230 Rocker Switches 231 Control Switches 232 Momentary Push Switches <ul style="list-style-type: none"> Precision Ball Switches Neutral/Back Up Switches Buzzers Axle Switches Horn Buttons | <ul style="list-style-type: none"> 233 Dimmer Switches <ul style="list-style-type: none"> Solenoids 234 Ignition Switches <ul style="list-style-type: none"> Starter Switches 236 Fuses 238 Relays <ul style="list-style-type: none"> Flashers 239 Bulbs <ul style="list-style-type: none"> Dash Fans 240 Back Up Alarms 243 Horns 244 Tools, Tape, & Accessories |
|---|--|---|

MISCELLANEOUS PRODUCTS

- | | | |
|---|--|---|
| <ul style="list-style-type: none"> 248 Tarp Straps <ul style="list-style-type: none"> Cable Ties 250 Skylight Assemblies 251 Document Holders <ul style="list-style-type: none"> Placard Holders 252 Fuel Tank Anti-Siphon Tubes 253 Fuel Tank Caps 254 Moeller Caps <ul style="list-style-type: none"> Dipsticks | <ul style="list-style-type: none"> 258 Mechanical Gauges 260 Electrical Gauges <ul style="list-style-type: none"> Electrical Gauge Senders 263 Fuel Senders 264 Hourmeters <ul style="list-style-type: none"> Speedometers Tachometers 265 Pyrometers | <ul style="list-style-type: none"> 266 Thermocouples <ul style="list-style-type: none"> Lead Wire Magnetic Sensors Drive Tip Generators Mounting Brackets Tubing Kits |
|---|--|---|



TECTRAN SOLUTIONS


OVER 40 YEARS OF INNOVATION



DESIGN SOLUTIONS

TECTRAN is focused on providing solutions for our customers. One of our core abilities is being an advocate for our customers' needs. We are experts at understanding the dynamics of your application environment, but we also realize that there are many specialized needs. It takes exceptional two-way communication to be able to fully understand the real issue and provide a solution that hits the mark. We rely on your input and participation during the design process from start to finish.

Once a need is identified and quantified with you, a solution concept is outlined. The project is then placed into the expert hands of our creative engineers for development. Our Quality Department is also an integral part of this process, ensuring we are building confidence into our solutions from the very beginning. We put all our products through a rigorous field testing program to ensure that performance and reliability specifications meet expectations.



Specialized manufacturing equipment and processes are prevalent throughout our network in North America and are a core element of many of the Solutions brought to you by **TECTRAN**.

MANUFACTURING

For example, **TECTRAN'S** air and electrical coil assemblies exhibit best-in-class coil retention and resistance to sag due to proprietary manufacturing processes and equipment located at our New York and Texas operation centers.



DISTRIBUTION

TECTRAN is committed to maintaining a vast manufacturing and distribution network so that we can effectively service our customers, no matter where you are.

In 2013, our footprint tripled in the Buffalo NY area. We also continue to invest in new manufacturing equipment in Texas and Canada to meet the demands of our customers throughout North America.



Whether it's a critical eye on quality, best-in-class customer service or industry leading sales support, we know that our people are the single biggest influence on how our customers "experience **TECTRAN**".

SERVICE & SUPPORT

Our goal is for you to feel that **TECTRAN** is an industry leader at interpersonal relationships and communicating with you and your business.

We covet strong customer relationships and know they are a key factor in our ability to continuously deliver solutions for your business.



TECTRAN is committed to providing our customers with a wide range of products and we'll go as deep into those categories as you need us to. Didn't find what you are looking for? Just give us a call at **1-800-776-5549**.

PRODUCT RANGE



PROBLEM SOLVING AT YOUR FINGER TIPS

GET CONNECTED ON OUR ALL NEW SITE TECTRAN.COM

RIGHT FROM THE TOP our site is designed to give you incredibly fast access to the information you need by incorporating a **TECTRAN** designed **keyword search engine**. Whether you search for a common term (IE "coil") or an industry slang term (IE "curly"), the search logic will bring up a range of applicable product pictures to choose from in order to further drill down to your ultimate destination. We have also included a comprehensive **competitive part number cross reference**. With tens' of thousands of cross references loaded, simply type in the competitive part number and you'll be directed to the **TECTRAN** product that is a best match in our online catalog.

The online catalog is updated daily and includes our full range of products and a detailed level of information to help ensure that you are up-to-speed with **TECTRAN** product features & benefits.

Find out what's new at **TECTRAN**, learn more about our **Solutions Products** or contact your **TECTRAN** representative. You can also view, download and print catalogs, product bulletins and a full range of technical information that will help make your selling efforts that much easier.





The ORIGINAL
TECTRIAN
AIR POWER LINE

CONNECTION SOLUTIONS

- LIFELine Kits
- 3-in-One AirPower Lines
- 4-in-One AirPower Lines
- Air Line Hose Assemblies





LIFELINE KITS



The ORIGINAL

GRAB A LIFELINE FROM TECTRAN!

It is often the “weak link” in the system that contributes to failures. **TECTRAN’S LIFELINE Kits** offer a comprehensive approach to reducing air and electrical connection line maintenance by combining solutions to common maintenance problems into one kit.

CHOOSE YOUR LIFELINE CONFIGURATION, CONNECT AND GO!



STANDARD ON ALL LIFELINE KITS



- All LIFELINE Kits use “matched” lines and are pre-clamped to ensure a uniform working length.
- LIFESwivel™ fittings on the tractor-end for ease of installation
- All kits come with **TECTRAN’s** premium **FLEXGrip-HD™** handles. These grips protect the inner hose lines during gladhand connections. The tapered rubberized grip flexes with the air line in tight turns.
- Anodized Gladhands for advanced corrosion resistance. Stainless steel clamp and hardware eliminate corrosion of these critical mating surfaces.



- All kits contain Powercoil plugs with the unique **WeatherSeal™** sleeve - a weatherproof barrier, protecting critical wire connections from corrosion. **WeatherSeal™** provides excellent strain relief, minimizing pull stress on connections.



- **LIFELINE Kits** are available for both slider bar & pogo stick suspension applications. The slider bar includes a dual-spring tender kit to ensure the weight of the lines is supported during the full range of movement.

LIFELINE KITS

SOLUTIONS STANDARD ON AIRPOWER LINE KITS



RUBBER AIR LINES

- (2) 3/8" ID SAE J1402 rubber air lines in black or red/blue hose



Bend Restrictors

- Non-Corrosive, thermo-elastomeric color-coded, tractor side Bend Restrictors prevent kinking during sharp turns (Patent Pending)



AIRPOWER LINE TEC-CLAMP

- **APL TEC-CLAMP™** included on 3-in-One assemblies
- No tools needed. (Patent Pending)



Spiral Wrap

- Heavy duty, beveled edge spiral wrap gathers all lines into a tangle-free bundle



Spoon Cut wrap

- Spoon-Cut spiral wrap eliminate sharp ends that can damage the hose or electrical cable


AIRPOWER LINE KITS



AIRPOWER LINE KIT



POGO STICK CONFIGURATION




Part No.	Stk. Code	Description
LK-APL12P	20211	12 ft - for Pogo Stick
LK-APL12T	20208	12 ft - for Tender/Slider
LK-APL15P	20227	15 ft - for Pogo Stick
LK-APL15T	20226	15 ft - for Tender/Slider

COLOR-CODED AIRPOWER LINE KIT



POGO STICK CONFIGURATION



- Now offered with Red & blue air hose. Color-coded hoses help minimize incorrect tractor/trailer connections

Part No.	Stk. Code	Description
LK-13A12P	20636	12 ft Red/Blue - for Pogo Stick
LK-13A12T	20637	12 ft Red/Blue - for Tender/Slider
LK-13A15P	20638	15 ft Red/Blue - for Pogo Stick
LK-13A15T	20639	15 ft Red/Blue - for Tender/Slider

For complete Tectran Patent & Trademark information, see www.tectran.com/patents



LIFELINE KITS




STANDARD ON ALL LIFELINE KITS




MAGNUMFLEX-HD™ KITS

MAGNUM/
POWERCOIL KIT




POGO STICK CONFIGURATION




Part No.	Stk. Code	Description
LK-MAG12P	20630	12 ft - for Pogo Stick
LK-MAG12T	20631	12 ft - for Tender/Slider
LK-MAG15P	20223	15 ft - for Pogo Stick
LK-MAG15T	20207	15 ft - for Tender/Slider

ARMORFLEX-HD™ KITS

ARMORCOIL/
POWERCOIL KIT




POGO STICK CONFIGURATION




Part No.	Stk. Code	Description
LK-ARM12P	20632	12 ft - for Pogo Stick
LK-ARM12T	20633	12 ft - for Tender/Slider
LK-ARM15P	20224	15 ft - for Pogo Stick
LK-ARM15T	20209	15 ft - for Tender/Slider

PROFLEX-SP™ KITS

PRO-FLEX/
POWERCOIL KIT



POGO STICK CONFIGURATION



Part No.	Stk. Code	Description
LK-PRO12P	20634	12 ft - for Pogo Stick
LK-PRO12T	20635	12 ft - for Tender/Slider
LK-PRO15P	20225	15 ft - for Pogo Stick
LK-PRO15T	20210	15 ft - for Tender/Slider

LIFELINE KITS REPLACEMENT PARTS

SUSPENSION



POGO STICKS W/3-HOLE TEC-CLAMP™

Part No.	Stk. Code	Description	Length
9800F-2	47295	Chrome	24"
9800G-2	47296	Chrome	40"
9800J-2	47298	Stainless Steel	24"
9800H-2	47297	Stainless Steel	40"

POGO STICKS W/APL TEC-CLAMP™

Part No.	Stk. Code	Description	Length
9900F-2	47342	Chrome	24"
9900G-2	47343	Chrome	40"
9900J-2	47340	Stainless Steel	24"
9900H-2	47341	Stainless Steel	40"



16" TENDER KIT
W/APL TEC-CLAMP™
Part No. 9920-2
Stk. Code 47329



16" TENDER KIT
W/3-HOLE TEC-CLAMP™
Part No. 9820-2
Stk. Code 47282

TEC-CLAMP™



AirPower Line
TEC-CLAMP™
Part No. 9890ST
Stk. Code 47315
Patent Pending



3-Hole TEC-CLAMP™
Part No. 9888
Stk. Code 47261

w/Stainless steel clip
Part No. 9888ST
Stk. Code 47302

US PAT. D722,867

ANODIZED GLADHANDS



Emergency
Part No. 1019E-A
Stk. Code 16324

Service
Part No. 1019S-A
Stk. Code 16312

1 1/2" Wide Lipped Poly Seals



Blue
Part No. 101119B
Stk. Code 16017

Red
Part No. 101119R
Stk. Code 16018

FLEXGRIP-HD™



Part No. 1014FG
Stk. Code 16556
Patent Pending

SPIRAL WRAP



Part No. 820SPR-12
Stk. Code 27432

Part No. 820SPR-15
Stk. Code 27435

LIFELINE KITS CAN BE
TAILORED
TO FIT YOUR NEEDS

LIFELine Kits can be customized to fit your needs. Need a secondary Powercoil? Just let us know, **TECTRAN** has the solution for you!



For complete Tectran Patent & Trademark information, see www.tectran.com/patents



AIRPOWER LINES



The

ORIGINAL

ALL-IN ONE CONNECTION SOLUTION

Tectran invented the AirPower Line to solve snagging and damage of straight hookup lines for users who prefer not to use coiled lines. AirPower Lines combine all of the best features of our rubber air hose and ABS cable assemblies into one convenient bundle that installs in minutes.



STANDARD ON ALL AIRPOWER LINES



FLEXGRIP-HD™

- Premium **FLEXGrip-HD™** handles with all brass fittings on the trailer leads provide tubing protection during gladhand connections
- Reinforced, thicker tail profile prevents tearing and improves kink resistance
(Patent Pending)



LIFESwivel™ FITTINGS

- **LIFESwivel™** - A live swivel design featuring all brass construction to eliminate corrosion
 - » Double O-ring leak-free "Life" design
 - » Quick & easy single wrench installation



Clamp Assembly

- **APL TEC-CLAMP** included in 3-in-One assemblies-No tools needed. *(Patent Pending)*
- Stainless steel hanger bracket included with 4-in-One assemblies



Bend Restrictors

- Non-Corrosive, thermo-elastomeric color-coded tractor side Bend Restrictors prevent kinking during sharp turns, and aides during installation
(Patent Pending)



WeatherSeal™

- SAE J560 Buffalo Plugs with **WeatherSeal™** sleeves for superior corrosion protection and strain relief



Hose & ABS Cable

- (2) 3/8" ID SAE J1402 rubber air lines in black or red/blue hose
- ABS performance power line



Spiral Wrap

- Heavy Duty beveled edge spiral wrap gathers all lines into a tangle-free bundle



Spoon Cut Wrap

- Spoon-Cut spiral wrap eliminate sharp ends which can damage the hose or electrical cable

AIRPOWER LINES



3-IN-ONE AIRPOWER LINES

- Beveled edge spiral wrap gathers all lines into a tangle-free bundle and improves abrasion-resistance
- Premium **FLEXGrip-HD™** handles with all brass fittings on the trailer leads provide tubing protection during gladhand connections (*Patent Pending*)
- Red and Blue **FLEXGrip-HD™** for easy line identification and kink-free gladhand connections
- Bend Restrictors prevent kinking during sharp turns, and aides during installation (*Patent Pending*)
- SAE J560 Buffalo Plugs with **WeatherSeal™** sleeves for superior corrosion protection and strain relief
- AirPower Line **TEC-CLAMP™** included for easy suspension - No tools needed! (*Patent Pending*)
- **LIFESwivel™** - A live swivel design on the tractor side, featuring all brass construction to eliminate corrosion (*Patent Pending*)
 - » Double O-ring leak-free "Life" design
 - » Quick & easy single wrench installations
- (2) 3/8" ID SAE J1402 rubber air lines available in black or red/blue
- -85°F rated ABS power line
- Available with Red/Blue hoses to help minimize incorrect tractor/trailer connections

The ORIGINAL



RED/BLUE HOSE

Part No.	Stk. Code	Length
13A0801	22299	8 ft
13A1001	22300	10 ft
13A1201	22301	12 ft
13A1501	22302	15 ft
13A2001	22303	20 ft

BLACK HOSE

Part No.	Stk. Code	Length
169087	22017	8 ft
169107	22026	10 ft
169127	22032	12 ft
169157	22041	15 ft
169207	22047	20 ft

BLACK HOSE - V-LINE

Part No.	Stk. Code	Length
169127V*	22345	12 ft
169157V*	22346	15 ft

*NOTE: Contact Tectran for V-line information

AIRPOWER LINE TEC-CLAMP™



Patent Pending

Part No. 9890ST
Stk. Code 47315 **CLAMP. LOCK. GO.**

- Body design is optimized to fit TECTRAN 3-In-One AirPower lines
- Heavy duty clamp design
- Stainless steel Speed Clip makes tender kit or pogo stick installations quick & easy
- Corrosion resistant composite body
- Easy to use locking clasp - No tools needed!

ARTICFLEX 3-IN-ONE AIRPOWER LINES

The ideal connection solution for severe weather. Low-temperature grade rubber air hoses and ArticFlex ABS power line are made to perform in the most extreme weather conditions. Premium **FLEXGrip-HD™** and heavy duty blue spiral wrap extend product life and minimize costly downtime.

- ArticFlex air line hose assemblies are made using special SAE J1402 hose rated for -65°F



Part No.	Stk Code	Length
168087	22001	8 ft
168107	22004	10 ft
168127	22007	12 ft
168157	22010	15 ft
168207	22013	20 ft

For complete Tectran Patent & Trademark information, see www.tectran.com/patents



AIRPOWER LINES

4-IN-ONE AUXILIARY

Used to connect a second tractor/trailer where auxiliary style connectors are required. This is the same ABS cable construction as the standard "ATG" series but is fitted with plugs which have inverted (male) ground pins to prevent wrong connections.



BLACK HOSE

Part No.	Stk. Code	Length
169104	22025	10 ft
169124	22031	12 ft
169154	22040	15 ft
169204	22046	20 ft

- Beveled edge spiral wrap gathers all lines into a tangle-free bundle and improves abrasion-resistance
- Premium **FLEXGrip-HD™** handles with all brass fittings on the trailer leads provide tubing protection during gladhand connections
- Red and Blue **FLEXGrip-HD™** for easy line identification and kink-free gladhand connections (*Patent Pending*)
- Bend Restrictors prevent kinking during sharp turns, and aides during installation (*Patent Pending*)
- SAE J560 Buffalo Plugs with **WeatherSeal™** sleeves for superior corrosion protection and strain relief
- Hanger bracket mounting assembly included for easy suspension
- **LIFESwivel™** - A live swivel design on the tractor side, featuring all brass construction to eliminate corrosion (*Patent Pending*)
 - » Double O-ring leak-free "Life" design
 - » Quick & easy single wrench installations
- (2) 3/8" ID SAE J1402 rubber air lines available in black or red/blue
- -85 °F rated green ABS power line and yellow Auxiliary power line
- Available with Red/Blue hoses to help minimize incorrect tractor/trailer connections



RED/BLUE HOSE

Part No.	Stk. Code	Length
13A0802	22304	8 ft
13A1002	22305	10 ft
13A1202	22306	12 ft
13A1502	22307	15 ft
13A2002	22308	20 ft

HANGER BRACKET MOUNTING ASSEMBLY



Part No. 94-0103
Stk. Code 47068

- Included with all 4-in-One AirPower Lines
- Designed to fit the 4-in-ONE AirPower Lines and traditional straight lines
- All stainless steel construction prevents corrosion
- Rubber covering protects lines in non-wrapped applications
- Stainless steel Speed Clip - 2 3/4" tall

Part No.	Stk. Code	Description
94-0103	47068	Hanger bracket assembly - includes clip
94-0102	47067	Replacement speed clip only - 5 pack
94-0107	47332	Replacement speed clip only - 1 pack

For complete Tectran Patent & Trademark information, see www.tectran.com/patents



AIRPOWER LINES

TAILGATE/TARPING SYSTEMS

The convenience of the AirPower Line plus an added Tailgate Power Line with *WeatherSeal™*

- Tailgate/Tarping System power line
- (2) 3/8" ID SAE J1402 rubber air lines
- -85° F rated ABS power line

SINGLE POLE/SINGLE CABLE

Part No.	Stk. Code	Length
169101	37297	10 ft
169121	37298	12 ft
169151	37299	15 ft
169201	37300	20 ft



HORIZONTAL DUAL POLE/DUAL CABLE

Part No.	Stk. Code	Length
169103	37301	10 ft
169123	37302	12 ft
169153	37303	15 ft
169203	37304	20 ft



SINGLE POLE/DUAL CABLE

Part No.	Stk. Code	Length
169102	37305	10 ft
169122	37306	12 ft
169152	37307	15 ft
169202	37308	20 ft



SINGLE & HORIZONTAL DUAL POLE/DUAL CABLE

Part No.	Stk. Code	Length
169105	37309	10 ft
169125	37310	12 ft
169155	37311	15 ft
169205	37312	20 ft





AIR LINE HOSE ASSEMBLIES

- Designed to withstand application extremes - The uniform dual-braided design consists of interwoven spirals providing greater flexibility and improved twist resistance compared to other spiral designs
- Layers of the hose wall are fully bonded to enhance kink resistance, enabling tighter bends
- Provides flexible air-connection from frame to axle or between tractor and trailer where exposed to flexing, pulling or impact
- The rugged elastomeric hose cover is resistant to gasoline, diesel fuel, oil and commonly used road and cleaning chemicals
- UV and ozone resistant
- Designed for operating pressures up to 225 psi
- Operating temperature of -40°F to +200°F (-40°C to +93°C)
- Meets or exceeds SAE J1402 - Type A - DOT FMVSS No. 106 - Brake Hoses, 49 CFR 571.106

HOSE ASSEMBLIES WITH SPRING GUARDS

- Swivel fitting at tractor end - for easy installation
- Spring guards offer strain relief



BLACK HOSE

Length	HOSE SETS		INDIVIDUAL HOSES	
	Part No.	Stk. Code	Part No.	Stk. Code
8 ft	17908	23173	16908	22016
10 ft	17910	23174	16910	22024
12 ft	17912	20505	16912	22030
15 ft	17915	20506	16915	22039
20 ft	17920	23175	16920	22045

RED/BLUE HOSE

Length	HOSE SETS		INDIVIDUAL HOSES		
	Part No.	Stk. Code	Part No.	Stk. Code	Color
8 ft	13S08101	22256	13B08101	22255	Blue
			13R08101	22254	Red
10 ft	13S10101	22259	13B10101	22258	Blue
			13R10101	22257	Red
12 ft	13S12101	22262	13B12101	22261	Blue
			13R12101	22260	Red
15 ft	13S15101	22265	13B15101	22264	Blue
			13R15101	22263	Red
20 ft	13S20101	22268	13B20101	22267	Blue
			13R20101	22266	Red

NOTE: Sets include 1 red hose & 1 blue hose

HOSE ASSEMBLIES WITH FLEXGRIP-HD™

- Blue or Red **FLEXGrip-HD™** - for gladhand connection and identification
- Bend Restrictors - Thermo-elastomeric reinforcement guard located on the tractor leads (Patent Pending)
 - » Non-corrosive, unlike typical spring guards
 - » Color-coded to help minimize incorrect tractor/trailer connections
 - » Prevents kinking during tight turns



LIFESwivel™

Patent Pending

A live swivel design featuring all brass construction to eliminate corrosion

- Double O-ring leak free "Life" design
- Quick & easy single wrench installations

Featuring the premium, thermo-elastomeric **FLEXGrip-HD™**

- Tapered handle flex with air lines during tight turns
- Thicker at the fitting for kink protection during gladhand connections
- Corrosion resistant, all brass fittings
- Allows gradual bend restriction during tight turns
- Color-coded grip helps minimize incorrect tractor/trailer connections

BLACK HOSE

Length	HOSE SETS		SPIRAL WRAPPED SETS		INDIVIDUAL HOSES	
	Part No.	Stk. Code	Part No.	Stk. Code	Part No.	Stk. Code
8 ft	17908H	23178	16908BR	23176	16908B	22019
					16908R	22022
10 ft	17910H	23177	16910BR	22071	16910B	22028
					16910R	22029
12 ft	17912H	20503	16912BR	22088	16912B	22034
					16912R	22036
15 ft	17915H	20205	16915BR	22070	16915B	22043
					16915R	22044
20 ft	17920H	20206	16920BR	22089	16920B	22049
					16920R	22050



SPIRAL WRAPPED SETS

AIR LINE HOSE ASSEMBLIES

RED/BLUE ASSEMBLIES WITH FLEXGRIP-HD™

- Color-coded hose help minimize incorrect tractor/trailer hook-ups
- Blue or Red **FLEXGrip-HD™** - for gladhand connection and identification
- Bend Restrictors - Thermo-elastomeric reinforcement guard located on the tractor leads (*Patent Pending*)
 - » Non-corrosive, unlike typical spring guards
 - » Color-coded to help minimize incorrect tractor/trailer connections
 - » Prevents kinking during tight turns

Featuring the premium, thermo-elastomeric gladhand grip **FLEXGrip-HD™**

- Tapered handle flex with air lines during tight turns
- Thicker at the fitting for kink protection during gladhand connections
- Corrosion resistant, all brass fittings
- Allows gradual bend restriction during tight turns
- Color-coded grip helps minimize incorrect tractor/trailer connections



LIFESwivel™

Patent Pending

A live swivel design featuring all brass construction to eliminate corrosion

- Double O-ring leak free "Life" design
- Quick & easy single wrench installations



SPIRAL WRAPPED SETS

- Heavy duty, beveled edge spiral wrap gathers all lines into a tangle-free bundle
- Spoon cut wrap eliminates sharp ends
- Hanger bracket mounting assembly included

RED/BLUE HOSE



Length	HOSE SETS		SPIRAL WRAPPED SETS		INDIVIDUAL HOSES		
	Part No.	Stk. Code	Part No.	Stk. Code	Part No.	Stk. Code	Color
8 ft	13S08201	22271	13S08202	23179	13B08201	22270	Blue
					13R08201	22269	Red
10 ft	13S10201	22274	13S10202	22355	13B10201	22273	Blue
					13R10201	22272	Red
12 ft	13S12201	22277	13S12202	22356	13B12201	22276	Blue
					13R12201	22275	Red
15 ft	13S15201	22280	13S15202	22357	13B15201	22279	Blue
					13R15201	22278	Red
20 ft	13S20201	22283	13S20202	22358	13B20201	22282	Blue
					13R20201	22281	Red

NOTE: Sets include 1 red hose & 1 blue hose

ASSEMBLIES WITH FLEXGRIP-HD™ & INSTALLED GLADHANDS

- Aluminum gladhands - Factory Installed
- Machined aluminum castings
- Powder-coated clamps on service & emergency styles
- Permanent clamp screws
- Full-face rubber seals
- Available in black, red or blue hose
- Gladhands meet or exceed SAE J318 specifications



Length	BLACK HOSES				RED & BLUE HOSES				
	HOSE SETS		INDIVIDUAL HOSES		HOSE SETS		INDIVIDUAL HOSES		
Length	Part No.	Stk. Code	Part No.	Stk. Code	Part No.	Stk. Code	Part No.	Stk. Code	Color
8 ft	17908GH	23190	16908BGH	23181	13S08401	22286	13B08401	22285	Blue
			16908RGH	23180			13R08401	22284	Red
10 ft	17910GH	23191	16910BGH	23183	13S10401	22289	13B10401	22288	Blue
			16910RGH	23182			13R10401	22287	Red
12 ft	17912GH	23192	16912BGH	23185	13S12401	22292	13B12401	22291	Blue
			16912RGH	23184			13R12401	22290	Red
15 ft	17915GH	23193	16915BGH	23187	13S15401	22295	13B15401	22294	Blue
			16915RGH	23186			13R15401	22293	Red
20 ft	17920GH	23194	16920BGH	23189	13S20401	22298	13B20401	22297	Blue
			16920RGH	23188			13R20401	22296	Red

For complete Tectran Patent & Trademark information, see www.tectran.com/patents



AIR LINE HOSE ASSEMBLIES

ARTICFLEX HOSE ASSEMBLIES

- ArticFlex air line hose assemblies are made using special SAE J1402 hose rated for -65 °F
- Designed to withstand application extremes - The uniform dual-braided design consists of interwoven spirals providing greater flexibility and improved twist resistance compared to other spiral designs
- Layers of the hose wall are fully bonded to enhance kink resistance, enabling tighter bends
- Provides flexible air-connection from frame to axle or between tractor and trailer where exposed to flexing, pulling or impact
- The rugged elastomeric hose cover is resistant to gasoline, diesel fuel, oil and commonly used road and cleaning chemicals
- UV and ozone resistant
- Designed for operating pressures up to 225 psi
- Meets or exceeds SAE J1402 - Type A - DOT FMVSS No. 106 - Brake Hoses, 49 CFR 571.106
- Blue or Red **FLEXGrip-HD™** - for gladhand connection and identification
- Bend Restrictors - Thermo-elastomeric reinforcement guard located on the tractor leads (*Patent Pending*)
 - » Non-corrosive, unlike typical spring guards
 - » Color-coded to help minimize incorrect tractor/trailer connections
 - » Prevents kinking during tight turns

LIFESwivel™

Patent Pending

A live swivel design featuring all brass construction to eliminate corrosion

- Double O-ring leak free "Life" design
- Quick & easy single wrench installations



FLEXGRIP™ HD
Patent Pending

Featuring the premium, thermo-elastomeric **FLEXGrip-HD™**

- Tapered handle flex with air lines during tight turns
- Thicker at the fitting for kink protection during gladhand connections
- Corrosion resistant, all brass fittings
- Allows gradual bend restriction during tight turns
- Color-coded grip helps minimize incorrect tractor/trailer connections



Length	Part No.	Stk. Code
8 ft	16808B	22002
	16808R	22003
10 ft	16810B	22005
	16810R	22006
12 ft	16812B	22008
	16812R	22009
15 ft	16815B	22011
	16815R	22012
20 ft	16820B	22014
	16820R	22015

SPIRAL WRAP

- Use on jumper lines, slider hoses, hydraulic hoses, ABS lines, etc.
- Can be used to protect a single line or to bundle multiple lines
- 1 1/4" I.D. ideal for bundling (2) 3/8" I.D. rubber air brake hoses and (1) 7-way cable
- Protects against abrasion, cutting, and chafing
- Prevents tangling and snagging
- Extends the life of new or existing connection lines
- Excellent memory - Remains flexible to -40 °F
- UV Resistant
- Beveled edges on sizes from 3/4" and up



BLACK SPIRAL WRAP

Inside Diameter	Length	Part No.	Stk. Code	Application
1/4"	165 ft	804SPR	27039	Wire bundling
	25 ft	804SPR-Q	27040	
3/8"	165 ft	806SPR	27050	Wire bundling
	25 ft	806SPR-Q	27051	
1/2"	66 ft	808SPR	27060	Wire and/or tube bundling
	16 ft	808SPR-16	27335	
3/4"	66 ft	812SPR	27078	Wire, cable, tube and/or hose bundling
	16 ft	812SPR-16	27079	
1"	66 ft	816SPR	27087	For (2) 3/8" OR (2) 1/2" I.D. rubber air brake hoses
	16 ft	816SPR-16	27088	
1 1/4"	100 ft	820SPR-1	27445	For (2) 3/8" I.D. rubber air brake hoses and (1) 7-way cable
	66 ft	820SPR	27094	
	50 ft	820SPR-T	27098	
	25 ft	820SPR-Q	27443	
	16 ft	820SPR-16	27095	
1 1/2"	66 ft	824SPR	27102	Multiple air brake hoses and/or cables, hydraulic hoses
	16 ft	824SPR-16	27103	
2"	66 ft	832SPR	27106	Multiple air brake hoses and/or cables, hydraulic hoses
	16 ft	832SPR-16	27107	
2 1/2"	66 ft	840SPR	27109	Multiple air brake hoses and/or cables, hydraulic hoses
	16 ft	840SPR-16	27159	
3"	66 ft	848SPR	27118	Multiple air brake hoses and/or cables, hydraulic hoses
	16 ft	848SPR-16	27160	
3 1/2"	66 ft	856SPR	27126	Multiple air brake hoses and/or cables, hydraulic hoses
	16 ft	856SPR-16	27161	

COLOR-CODED SPIRAL WRAP

- Color coordinate connection systems to match tractor/trailer or company branding
- Color-code specialty or unique equipment connections
- Can be used to protect a single line or to bundle multiple lines
- 1 1/4" I.D. ideal for bundling (2) 3/8" I.D. rubber air brake hoses and (1) 7-way cable



Inside Dia.	Length	Part No.	Stk. Code	Color
1 1/4"	25 ft	820SPRB-Q	27452	Blue
	50 ft	820SPRB-T	27453	
	100 ft	820SPRB-1	27454	
1 1/4"	25 ft	820SPRR-Q	27449	Red
	50 ft	820SPRR-T	27450	
	100 ft	820SPRR-1	27451	
1 1/4"	25 ft	820SPRY-Q	27446	Yellow
	50 ft	820SPRY-T	27447	
	100 ft	820SPRY-1	27448	



AIRCOILS

- Selection Guide
- ARMORFLEX-HD™
- MAGNUMFLEX-HD™
- VORTECX™

- PROFLEX-SP™
- Industry Grade w/ Brass Handles
- Industry Grade
- V-line

- Aircoils w/ Gladhands



INNOVATIVE AIR LINE SOLUTIONS

Tectran offers a full line of Aircoil Products to meet every connection need...Whether you need longer leads, cold-weather and abrasion resistance or just a basic set of aircoils for light-duty applications - Tectran offers an aircoil solution that is right for you!

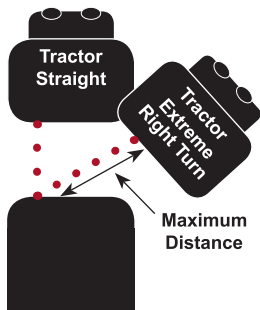
TEC TIP

GUIDELINES FOR SELECTING THE CORRECT LENGTH CONNECTION LINES

STEP 1

Measure the distance between the tractor - trailer connections at the point of greatest extension during a full right turn. In the case of lines that are suspended off the deck by a clamp, the point at which the tubing is clamped should be considered the tractor connection point for purposes of this measurement.

NOTE: WHEN CLAMPING LINES DIRECTLY TO THE TRAILER OR WHEN SHORT LEAD LENGTHS ARE BEING USED, CHOOSING A LONGER WORKING LENGTH IS RECOMMENDED. ADDING ON A TENDER KIT OR POGO STICK WILL OFFER GREATER LATERAL AND REARWARD MOVEMENT OF THE LINES - ENABLING THE LINES FULL WORKING LENGTH TO EXTEND DURING TURNS.



STEP 2

Choose suspension method

STEP 3

Use the chart to determine the correct working length

LINE SUSPENSION METHODS

	Trailer	FIXED POINT ON CAB TO CLAMP <ul style="list-style-type: none"> • Longer lead recommended due to restricted rearward movement • Addition of a tender kit or pogo stick is recommended to allow for greater lateral and rearward movement
	Trailer	TENDER KIT & SLIDER BAR <ul style="list-style-type: none"> • Provides rearward movement of lines • Slider bar allows for lateral movement • Tender Kit length must be correct length to suit the tractor lead you select
	Trailer	POGO STICK <ul style="list-style-type: none"> • Provides lateral & rearward movement of lines • A stainless steel pogo stick is recommended for superior strength and maximum corrosion resistance

A dual tender spring is strongly advised in all cases, but particularly for installations that will be exposed to very cold temperatures or expected to work within tight yard spaces where jackknifing is common.

Max. Distance Between Connection Points	LONG TRACTOR LEAD Slider Bar & Tender Kit Suspension	LONG TRACTOR LEAD Pogo Stick Suspension	LONG LEAD Fixed Clamp to Cab Suspension
	Working Length		
Under 6 ft	12 ft	12 ft	12 ft
6-8 ft	12 ft	12 ft	12 ft
8-9 ft	15 ft	15 ft	15 ft
9-10 ft	15 ft	15 ft	15 ft
10-11 ft	15 ft	15 ft	20 ft
11-15 ft	20 ft	20 ft	Custom Coil



AIRCOIL SELECTION GUIDE

WHICH AIRCOIL SOLUTION IS RIGHT FOR YOU



TECTRAN SOLUTIONS



LIFESwivel™ a live swivel design featuring all brass construction to eliminate corrosion - tractor side fitting

- Double O-ring leak-free "Life" design
- Quick & easy single wrench installation



FLEXGrip-SP™ - prevents kinking and flexes with air lines during tight turns



FLEXGrip-HD™ - our most robust grip for ultimate kink protection



ARMOR Coated Tubing - unique, ultra rugged polyurethane coated tubing is abrasion and cut resistant



INDUSTRY GRADE



VORTECX



MAGNUMFLEX-HD



V-LINE



PROFLEX-SP



ARMORFLEX-HD

	STANDARD		PLUS		PREMIUM	
	V-LINE	INDUSTRY GRADE	PROFLEX ^{SP} ™	VORTECX™	ARMORFLEX ^{HD} ™	MAGNUM FLEX ^{HD} ™
NYLON TUBING FEATURES						
DOT FMVSS 106/SAE J844 compliant tubing	✓	✓	✓	✓	✓	✓
Made of premium, unprocessed virgin nylon	✓	✓	✓	✓	✓	✓
Proprietary Anti-Sag and Stretch manufacturing & coiling process	✓	✓	✓	✓	✓	✓
Extreme Cold Rating - designed to operate in -85°F				✓	✓	✓
ARMOR Coated Tubing - Unique, ultra rugged polyurethane Armor coating				✓	✓	✓
Tectran's Armor tubing with Fuse Technology						✓
BRASS FITTINGS & SPRING GUARD FEATURES						
DOT FMVSS 106 compliant Brass Fittings	✓	✓	✓	✓	✓	✓
LIFESwivel™ a live swivel design featuring all brass construction to eliminate corrosion - tractor side fitting (pat. pending)		✓	✓	✓	✓	✓
• Double O-ring leak-free "Life" design						
• Quick & easy single wrench installation						
Fixed brass Tractor side fittings	✓					
Corrosion resistant Heavy Duty Spring Guards	✓	✓	✓	✓	✓	✓
GRIP FEATURES						
FLEXGrip-SP™ - prevents kinking & flexes with airlines during tight turns			✓			
FLEXGrip-HD™ - our most robust grip for ultimate kink protection					✓	✓
Brass handles featuring Anti-Kink Design		Optional		✓		
APPLICATION COVERAGE						
Available in 12 ft, 15 ft, and 20 ft working length options	Limited	✓	✓	✓	✓	✓
Standard or Extended lead length available	Limited	✓	✓	✓	✓	✓
Individual coils or Red & Blue coil sets available	✓	✓	✓	✓	✓	✓
Limited Warranty Coverage	1 YEAR WARRANTY	2 YEAR WARRANTY	3 YEAR WARRANTY	3 YEAR WARRANTY	5 YEAR WARRANTY	5 YEAR WARRANTY

AIRCOILS

ARMORCOIL AIRCOILS

- Tubing features polyurethane covered Armor Coating that is rugged, abrasion and cut resistant
- -85 °F extreme cold flexibility rating
- Unique manufacturing process ensures outer jacket maintains permanent bond with inner tubing
- Made with premium, unprocessed virgin nylon constructed tubing
- TECTRAN's Anti-Sag and Stretch manufacturing & coiling process
- DOT brass fittings with TECTRAN identifier
- Heavy duty plated, corrosion resistant spring guards
- Spring guards closed coils extend well past 2" from fitting, exceeding DOT regulations
- 1/2" tube O.D.
- Fittings: 1/2" **LIFESwivel™** tractor fitting thread
1/2" **FLEXGrip-HD™** thread
- Exceeds DOT FMVSS 106 - (49 CFR 571.106 & 49 CFR 393.45)
- 5 year limited warranty



ARMORCOIL
ARMORFLEX^{HD}™



Featuring the premium, thermo-elastomeric gladhand grip **FLEXGrip-HD™**

- Tapered handle flexes with air lines during tight turns
- Thicker at the fitting for kink protection during gladhand connections
- Corrosion resistant, all brass fittings
- Allows gradual bend restriction during tight turns
- Color-coded grip helps minimize incorrect tractor/trailer connections

LIFESwivel™

Patent Pending

A live swivel design featuring all brass construction to eliminate corrosion

- Double O-ring leak free "Life" design
- Quick & easy single wrench installations

COIL SETS		INDIVIDUAL COILS		Lead Lengths (tractor x trailer)		
Part No.	Stk. Code	Part No.	Stk. Code	Color	Length	
17A12H	20116	16A12BH	20507	Blue	12 ft	12" x 12"
		16A12RH	20508	Red		
17A12-40H	20572	16A1240BH	20573	Blue	12 ft	48" x 12"
		16A1240RH	20574	Red		
17A15H	20120	16A15BH	20069	Blue	15 ft	12" x 12"
		16A15RH	20070	Red		
17A15-24H	20426	16A1524BH	20427	Blue	15 ft	24" x 12"
		16A1524RH	20428	Red		
17A15-40H	20118	16A1540BH	20065	Blue	15 ft	48" x 12"
		16A1540RH	20066	Red		
17A15-72H	20168	16A1572BH	20117	Blue	15 ft	72" x 12"
		16A1572RH	20129	Red		
17A20H	20124	16A20BH	20222	Blue	20 ft	12" x 12"
		16A20RH	20197	Red		
17A20-24H	20476	16A2024BH	20474	Blue	20 ft	24" x 12"
		16A2024RH	20475	Red		
17A20-40H	20123	16A2040BH	20071	Blue	20 ft	48" x 12"
		16A2040RH	20072	Red		
17A20-72H	20169	16A2072BH	20509	Blue	20 ft	72" x 12"
		16A2072RH	20510	Red		



NOTE: Sets include 1 red coil & 1 blue coil

For complete Tectran Patent & Trademark information, see www.tectran.com/patents



AIRCOILS

DUAL-LINE AIRCOILS

The same protective armor coating as the **ARMORFLEX-HD™** line with the added benefit of Fused Technology bonding the lines together into one single unit. This Fuse Technology allows for the most tangle free, coiled tractor-trailer connection system in the industry!

- Tubing features polyurethane covered Armor Coating that is rugged, abrasion and cut resistant
- -85°F extreme cold flexibility rating
- Unique manufacturing process ensures outer jacket maintains permanent bond with inner tubing
- Made with premium, unprocessed virgin nylon constructed tubing
- TECTRAN's Anti-Sag and Stretch manufacturing & coiling process
- DOT brass fittings with TECTRAN identifier
- Heavy duty plated, corrosion resistant spring guards
- Spring guards closed coils extend well past 2" from fitting, exceeding DOT regulations
- 1/2" tube O.D.
- Fittings: 1/2" **LIFESwivel™** tractor fitting thread
1/2" **FLEXGrip-HD™** thread
- Exceeds DOT FMVSS 106 - (49 CFR 571.106 & 49 CFR 393.45)
- 5 year limited warranty



ARMORCOIL MAGNUM FLEX HD™




- Featuring the premium, thermo-elastomeric gladhand grip **FLEXGrip-HD™**
- Tapered handle flexes with air lines during tight turns
 - Thicker at the fitting for kink protection during gladhand connections
 - Corrosion resistant, all brass fittings
 - Allows gradual bend restriction during tight turns
 - Color-coded grip helps minimize incorrect tractor/trailer connections

LIFESwivel™

- Patent Pending A live swivel design featuring all brass construction to eliminate corrosion
- Double O-ring leak free "Life" design
 - Quick & easy single wrench installations

Bonded red & blue lines



Part No.	Stk. Code	Length	Lead Lengths (tractor x trailer)
17M12H	20126	12 ft	14" x 14"
17M12-40H	20642	12 ft	48" x 14"
17M15H	20133	15 ft	14" x 14"
17M15-24H	20130	15 ft	24" x 14"
17M15-40H	20131	15 ft	48" x 14"
17M15-72H	20170	15 ft	72" x 14"
17M20H	20142	20 ft	14" x 14"
17M20-24H	20477	20 ft	24" x 14"
17M20-40H	20141	20 ft	48" x 14"
17M20-72H	20172	20 ft	72" x 14"
17M20-W4H	20143	20 ft	14" x 48"
17M20-W8H	20144	20 ft	48" x 48"

AIRCOILS

ARMORCOIL AIRCOILS WITH BRASS HANDLES

- Tubing features polyurethane covered Armor Coating that is rugged, abrasion and cut resistant
- -85 °F extreme cold flexibility rating
- Brass handles on trailer leads provide tubing protection during gladhand connections
- Unique manufacturing process ensures outer jacket maintains permanent bond with inner tubing
- Made with premium, unprocessed virgin nylon constructed tubing
- TECTRAN's Anti-Sag and Stretch manufacturing & coiling process
- DOT brass fittings with TECTRAN identifier
- Heavy duty plated, corrosion resistant spring guards
- Spring guards closed coils extend well past 2" from fitting, exceeding DOT regulations
- 1/2" tube O.D.
- Fittings: 1/2" **LIFESwivel™** tractor fitting thread
1/2" brass handle thread
- Exceeds DOT FMVSS 106 - (49 CFR 571.106 & 49 CFR 393.45)
- 3 year limited warranty



ARMORCOIL VORTECX™




LIFESwivel™

Patent Pending

A live swivel design featuring all brass construction to eliminate corrosion

- Double O-ring leak free "Life" design
- Quick & easy single wrench installations

Tubing mates with brass fitting inside the handle



COIL SETS		INDIVIDUAL COILS		Lead Lengths (tractor x trailer)		
Part No.	Stk. Code	Part No.	Stk. Code	Color	Length	
17B12H	20531	16B12BH	20532	Blue	12 ft	12" x 12"
		16B12RH	20533	Red		
17B15H	20534	16B15BH	20535	Blue	15 ft	12" x 12"
		16B15RH	20536	Red		
17B15-40H	20537	16B1540BH	20538	Blue	15 ft	40" x 12"
		16B1540RH	20539	Red		
17B20H	20540	16B20BH	20541	Blue	20 ft	12" x 12"
		16B20RH	20542	Red		
17B20-40H	20543	16B2040BH	20544	Blue	20 ft	40" x 12"
		16B2040RH	20545	Red		

NOTE: Sets include 1 red coil & 1 blue coil



AIRCOILS

AIRCOILS WITH PROFLEX-SP GRIPS



PROFLEX^{SP}



- Made with premium, unprocessed virgin nylon constructed tubing
- -45 °F cold flexibility rating
- TECTRAN's Anti-Sag and Stretch manufacturing & coiling process
- DOT brass fittings with TECTRAN identifier
- Heavy duty plated, corrosion resistant spring guards
- Spring guards closed coils extend well past 2" from fitting, exceeding DOT regulations
- 1/2" tube O.D.
- Fittings: 1/2" **LIFESwivel**TM tractor fitting thread
1/2" **FLEXGrip-SP**TM thread
- Exceeds DOT FMVSS 106 - (49 CFR 571.106 & 49 CFR 393.45)
- 3 year limited warranty



- Featuring the premium, thermo-elastomeric gladhand grip **FLEXGrip-SP**TM
- Tapered handle flexes with air lines during tight turns
 - Thicker at the fitting for kink protection during gladhand connections
 - Corrosion resistant, all brass fittings
 - Allows gradual bend restriction during tight turns
 - Color-coded grip helps minimize incorrect tractor/trailer connections

LIFESwivelTM

- Patent Pending A live swivel design featuring all brass construction to eliminate corrosion
- Double O-ring leak free "Life" design
 - Quick & easy single wrench installations

COIL SETS		INDIVIDUAL COILS		Lead Lengths (tractor x trailer)			
Part No.	Stk. Code	Part No.	Stk. Code	Color	Length		
17P12H	20174	16P12BH	20181	Blue	12 ft	12" x 12"	
		16P12RH	20182	Red			
17P15H	20175	16P15BH	20183	Blue	15 ft	12" x 12"	
		16P15RH	20184	Red			
17P15-24H	20423	16P1524BH	20424	Blue	15 ft	24" x 12"	
		16P1524RH	20425	Red			
17P15-40H	20177	16P1540BH	20187	Blue	15 ft	40" x 12"	
		16P1540RH	20188	Red			
17P15-72H	20180	16P1572BH	20193	Blue	15 ft	72" x 12"	
		16P1572RH	20194	Red			
17P20H	20176	16P20BH	20185	Blue	20 ft	12" x 12"	
		16P20RH	20186	Red			
17P20-24H	20480	16P2024BH	20478	Blue	20 ft	24" x 12"	
		16P2024RH	20479	Red			
17P20-40H	20179	16P2040BH	20191	Blue	20 ft	40" x 12"	
		16P2040RH	20192	Red			
17P20-72H	20178	16P2072BH	20189	Blue	20 ft	72" x 12"	
		16P2072RH	20190	Red			


NOTE: Sets include 1 red coil & 1 blue coil



AIRCOILS

INDUSTRY GRADE AIRCOILS WITH BRASS HANDLES

- Made with premium, unprocessed virgin nylon constructed tubing
- Brass handles on trailer leads provide tubing protection during gladhand connections
- -45°F cold flexibility rating
- TECTRAN's Anti-Sag and Stretch manufacturing & coiling process
- DOT brass fittings with TECTRAN identifier
- Heavy duty plated, corrosion resistant spring guards
- Spring guards closed coils extend well past 2" from fitting, exceeding DOT regulations
- 1/2" tube O.D.
- Fittings: 1/2" **LIFESwivel™** tractor fitting thread
1/2" brass handle thread
- Exceeds DOT FMVSS 106 - (49 CFR 571.106 & 49 CFR 393.45)
- 2 year limited warranty



LIFESwivel™

Patent Pending

- A live swivel design featuring all brass construction to eliminate corrosion
- Double O-ring leak free "Life" design
 - Quick & easy single wrench installations

COIL SETS		INDIVIDUAL COILS		Color	Length	Lead Lengths (tractor x trailer)
Part No.	Stk. Code	Part No.	Stk. Code			
17212H	20085	16212BH	20004	Blue	12 ft	12" x 12"
		16212RH	20006	Red		
17215H	20096	16215BH	20024	Blue	15 ft	12" x 12"
		16215RH	20028	Red		
17215-40H	20093	1621540BH	20016	Blue	15 ft	40" x 12"
		1621540RH	20019	Red		
17215-72H	20162	1621572BH	20164	Blue	15 ft	72" x 12"
		1621572RH	20165	Red		
17220H	20103	16220BH	20042	Blue	20 ft	12" x 12"
		16220RH	20044	Red		
17220-40H	20102	1622040BH	20038	Blue	20 ft	40" x 12"
		1622040RH	20040	Red		
17220-72H	20163	1622072BH	20166	Blue	20 ft	72" x 12"
		1622072RH	20167	Red		




NOTE: Sets include 1 red coil & 1 blue coil



AIRCOILS

INDUSTRY GRADE AIRCOILS

- Made with premium, unprocessed virgin nylon constructed tubing
- -45°F cold flexibility rating
- TECTRAN's Anti-Sag and Stretch manufacturing & coiling process
- DOT brass fittings with TECTRAN identifier
- Heavy duty plated, corrosion resistant spring guards
- Spring guards closed coils extend well past 2" from fitting, exceeding DOT regulations
- 1/2" tube O.D.
- Fittings: 1/2" **LIFESwivel™** tractor fitting thread
1/2" trailer fitting threads
- Exceeds DOT FMVSS 106 - (49 CFR 571.106 & 49 CFR 393.45)
- 2 year limited warranty



LIFESwivel™

Patent Pending

A live swivel design featuring all brass construction to eliminate corrosion

- Double O-ring leak free "Life" design
- Quick & easy single wrench installations

COIL SETS		INDIVIDUAL COILS		Color	Length	Lead Lengths (tractor x trailer)
Part No.	Stk. Code	Part No.	Stk. Code			
17208	20081	16208B	20001	Blue	8 ft	12" x 12"
		16208R	20002	Red		
17212	20083	16212B	20003	Blue	12 ft	12" x 12"
		16212R	20005	Red		
17215	20087	16215B	20022	Blue	15 ft	12" x 12"
		16215R	20026	Red		
17215-024	20429	16215-24B	20430	Blue	15 ft	24" x 12"
		16215-24R	20431	Red		
17215-040	20088	16215-40B	20014	Blue	15ft	40" x 12"
		16215-40R	20017	Red		
17215-072	20092	16215-72B	20012	Blue	15 ft	72" x 12"
		16215-72R	20013	Red		
17220	20099	16220B	20041	Blue	20 ft	12" x 12"
		16220R	20043	Red		
17220-024	20481	16220-24B	20482	Blue	20 ft	24" x 12"
		16220-24R	20483	Red		
17220-040	20100	16220-40B	20037	Blue	20 ft	40" x 12"
		16220-40R	20039	Red		
17220-072	20159	16220-72B	20161	Blue	20 ft	72" x 12"
		16220-72R	20160	Red		




NOTE: Sets include 1 red coil & 1 blue coil

AIRCOILS

V-LINE AIRCOILS


- Made with premium, unprocessed virgin nylon constructed tubing
- -45°F cold flexibility rating
- TECTRAN's Anti-Sag and Stretch manufacturing & coiling process
- DOT brass fittings with TECTRAN identifier
- Plated springs
- Spring guards closed coils extend well past 2" from fitting, exceeding DOT regulations
- 1/2" tube O.D.
- Fittings: 1/2" threads
- Exceeds DOT FMVSS 106 - (49 CFR 571.106 & 49 CFR 393.45)
- 1 year limited warranty



COIL SETS		INDIVIDUAL COILS		Color	Length	Lead Lengths (tractor x trailer)
Part No.	Stk. Code	Part No.	Stk. Code			
17212V	20568	-	-	-	12 ft	12" x 12"
17215V	20525	16215BV	20528	Blue	15 ft	12" x 12"
		16215RV	20527	Red		
17215-40V	20526	1621540BV	20530	Blue	15 ft	40" x 12"
		1621540RV	20529	Red		

NOTE: Sets include 1 red coil & 1 blue coil

V-LINE AIRCOILS W/LIFESWIVEL™



V-line aircoils featuring a **LIFESwivel™** 1/2" live swivel tractor fitting for faster installations

LIFESwivel™

Patent Pending

A live swivel design featuring all brass construction to eliminate corrosion

- Double O-ring leak free "Life" design
- Quick & easy single wrench installations



COIL SETS		INDIVIDUAL COILS		Color	Length	Lead Lengths (tractor x trailer)
Part No.	Stk. Code	Part No.	Stk. Code			
17212LV	23198	1612LBV	23199	Blue	12 ft	12" x 12"
		1612LRV	23200	Red		
17215LV	23201	1615LBV	23202	Blue	15 ft	12" x 12"
		1615LRV	23203	Red		
1721540LV	23204	161540LBV	23205	Blue	15 ft	40" x 12"
		161540LRV	23206	Red		

NOTE: Sets include 1 red coil & 1 blue coil



AIRCOILS W/GLADHANDS



- All Aircoils listed below are assembled with factory installed gladhands
- Parts listed are 15 ft working length - Please contact TECTAN for customized coils

ARMORFLEX-HD™ W/GLADHANDS

COIL SETS		INDIVIDUAL COILS		Color	Gladhand Type	Lead Lengths (tractor x trailer)
Part No.	Stk. Code	Part No.	Stk. Code			
17A15HA	20277	16A15RHA	20299	Red	Anodized	12" x 12"
		16A15BHA	20298	Blue		
17A1540HA	20278	16A15R4HA	20301	Red	Anodized	48" x 12"
		16A15B4HA	20300	Blue		
17A15HG	20271	16A15RHG	20291	Red	Powder Coated	12" x 12"
		16A15BHG	20290	Blue		
17A1540HG	20272	16A15R4HG	20293	Red	Powder Coated	48" x 12"
		16A15B4HG	20292	Blue		



MAGNUMFLEX-HD™ W/GLADHANDS

Part No.	Stk. Code	Gladhand Style	Lead Lengths (tractor x trailer)
17M15HA	20275	Anodized	14" x 14"
17M1540HA	20276	Anodized	48" x 14"
17M15HG	20269	Powder Coated	14" x 14"
17M1540HG	20270	Powder Coated	48" x 14"



PROFLEX-SP™ W/GLADHANDS

COIL SETS		INDIVIDUAL COILS		Color	Gladhand Type	Lead Lengths (tractor x trailer)
Part No.	Stk. Code	Part No.	Stk. Code			
17P15HA	20273	16P15RHA	20295	Red	Anodized	12" x 12"
		16P15BHA	20294	Blue		
17P1540HA	20274	16P15R4HA	20297	Red	Anodized	40" x 12"
		16P15B4HA	20296	Blue		
17P15HG	20267	16P15RHG	20289	Red	Aluminum	12" x 12"
		16P15BHG	20288	Blue		
17P1540HG	20268	16P15R4HG	20303	Red	Aluminum	40" x 12"
		16P15B4HG	20302	Blue		



INDUSTRY GRADE W/GLADHANDS

COIL SETS		INDIVIDUAL COILS		Color	Gladhand Type	Lead Lengths (tractor x trailer)
Part No.	Stk. Code	Part No.	Stk. Code			
17215G	20263	16215RG	20281	Red	Aluminum	12" x 12"
		16215BG	20280	Blue		
17215-40G	20265	16215R40G	20285	Red	Aluminum	40" x 12"
		16215B40G	20284	Blue		
17215HG*	20264	16215RHG	20283	Red	Aluminum	12" x 12"
		16215BHG	20282	Blue		
1721540HG*	20266	16215R4HG	20287	Red	Aluminum	40" x 12"
		16215B4HG	20286	Blue		



*Note: Brass handles on trailer leads provide tubing protection during gladhand connections



GLADHANDS & ACCESSORIES

- Anodized Gladhands
- Powder Coated Gladhands
- Aluminum Gladhands
- Cast Iron Gladhands

- Composite Nylon Shutoffs
- Swing-Away Bracket Assemblies
- Gladhand Seals & Seal Tool
- Gladhand Locks & Pacifiers

- FLEXGrip-HD™
- FLEX-Grip
- HEX-Grip
- TEC-Grip



GLADHANDS

ANODIZED

Premium corrosion resistant gladhands

- Anodized Aluminum cast body
- Stainless steel fine mesh filter, clamp, and hardware
- Plated striker plate
- Polyurethane wide lipped seals
- Meets or exceeds SAE J318 standard specification



STRAIGHT MOUNT

Part No.	Stk. Code	Description
1019E-A	16324	Emergency
1019S-A	16312	Service
1019ES-AR	16347	FIX-IT Pack of (1) Emergency & (1) Service

The Industry's FIRST 90° gladhand!

TECTRAN's premium corrosion resistant gladhands are now available in a 90° angle mount to support horizontal connections.

The perfect Solution for applications where gladhands are mounted very low on the trailer. The 90° body design will assist in raising the air lines, keeping them from getting caught on the quarter fender, stairs, deck, or other tractor mounted accessories.


PROBLEM

LINES ROUTED INTO TROUBLE AREAS



SOLUTION

90° ROUTING KEEPS LINES SAFE



(Patent Pending)

Part No.	Stk. Code	Description	Port A (3/8")	Port B (3/8")
9296E-A	16497	Emergency	Unplugged	Plugged
9297S-A	16498	Service	Unplugged	Plugged

ANGLE MOUNT - 38° - ANODIZED

- For use in higher trailer mounting locations



Part No.	Stk. Code	Description	Port A (3/8")	Port B (3/8")
9216E-A	16349	Emergency	Unplugged	Plugged
9217S-A	16350	Service	Unplugged	Plugged

SWING-AWAY BRACKET MOUNT W/GLADHAND

- 180° rotating bracket allows for easy connections, eliminating the need to twist lines during connections
- Helps protect rear-trailer gladhands when not in use
- Equipped with wide lipped poly seal and stainless steel fine mesh filter
- Upgraded spring design provides consistent tension throughout rotation
- Meets or exceeds SAE J318 standard specification



Part No.	Stk. Code	Description
9229E-A	16353	45° bracket - Emergency
9229S-A	16354	45° bracket - Service
9239E-A	16355	90° bracket - Emergency
9239S-A	16356	90° bracket - Service

For complete Tectran Patent & Trademark information, see www.tectran.com/patents

GLADHANDS

POWDER COATED

- Tough powder coating improves wear & corrosion resistance
- Vividly colored to provide improved identification of service & emergency lines
- Stainless steel clamp and hardware eliminate corrosion of these critical mating surfaces
- Fine mesh, stainless steel filter
- Polyurethane seals resist oil, chemicals, provide improved sealing & service life
- Meets or exceeds SAE J318 standard specification



STRAIGHT MOUNT

Part No.	Stk. Code	Description
1012E	16064	Emergency
1012S	16067	Service
1012ES-R	16065	FIX-IT Pack of (1) Emergency & (1) Service

ALUMINUM

- Machined aluminum castings
- Powder-coated clamps on service & emergency styles
- Permanent clamp screws
- Full-face rubber seals
- Stainless steel filters (where indicated)
- Meets or exceeds SAE J318 standard specification




STRAIGHT MOUNT

Part No.	Stk. Code	Description	Seal	Filter
1011	16007	Universal	10111	-
1011F	16030	Universal with filter	10111	610035
1013F	16069	Universal with filter & closed seal	101113	610035
1011E	16208	Emergency	10111	-
1011EF	16026	Emergency - with filter	10111	610035
1013EF	16068	Emergency - with filter & closed seal	101113	610035
1011S	16057	Service	10111	-
1011SF	16060	Service - with filter	10111	610035
1013SF	16070	Service - with filter & closed seal	101113	610035

NOTE: If a closed type seal is installed in a gladhand, a filter is also recommended.

38° ANGLE MOUNT - ALUMINUM

- For use in higher trailer mounting locations
- Full faced rubber seals Part No. 10111
- Dual ports provide connection options
- Port "A" comes standard as unplugged
- Available with Port "B" plugged or unplugged (plug is included, loose in bag)
- Meets or exceeds SAE J318 standard specification




Part No.	Stk. Code	Description	Port A (3/8")	Port B (3/8")
9216	16087	Emergency	Unplugged	Plugged
9217	16091	Service	Unplugged	Plugged
9216UP	16449	Emergency	Unplugged	Unplugged
9217UP	16450	Service	Unplugged	Unplugged



GLADHANDS

ALUMINUM

- Machined aluminum castings
- Powder-coated clamps on service & emergency styles
- Permanent clamp screws
- Full-face rubber seals
- Stainless steel filters (where indicated)
- Meets or exceeds SAE J318 standard specification




KNOB STYLE SHUT OFF

- Economical trailer shutoff gladhand
- Centered low-profile "snap-stop" knob
- Full face rubber seal
- Available with assembled or separate fittings
- Meets or exceeds SAE J318 standard specification

Part No.	Stk. Code	Description	Seal	Port A
9212	16086	Emergency - w/ bulkhead ftg.	10111	3/8"
9212-6	16232	Emergency - w/ 3/8" nylon tube ftg.	10111	3/8"
9212-8	16233	Emergency - w/ 1/2" nylon tube ftg.	10111	1/2"
9211	16085	Service - w/ bulkhead ftg.	10111	3/8"
9211-6	16117	Service - w/ 3/8" nylon tube ftg.	10111	3/8"
9211-8	16231	Service - w/ 1/2" nylon tube ftg.	10111	1/2"

HANDLE STYLE SHUT OFF


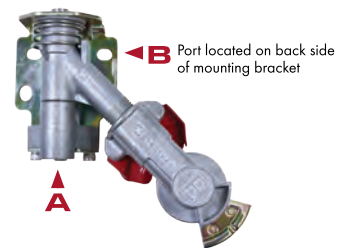
- Traditional Metal Handle-Style Shutoff Gladhand
- Full-face rubber seals Part No. 10111
- Metal inner ball valve
- Emergency gladhand has a 1/4" NPT port
- Meets or exceeds SAE J318 standard specification



Part No.	Stk. Code	Description	Port A (NPT)	Port B
9203	16082	Emergency - w/ flange mount	3/8"-18	1/4"
9201	16145	Emergency - w/ 3/8" copper tube ftg. & plug	3/8"	-
9210	16230	Emergency - w/ 3/8" copper tube ftg.	3/8"-18	1/4"
9213	16147	Emergency - w/ 3/8" nylon tube ftg.	3/8"-18	1/4"
9202	16079	Service - w/ flange mount	3/8"	-
9204	16228	Service - w/ 3/8" copper tube ftg.	3/8"	-
9205	16143	Service - w/ 3/8" nylon tube ftg.	3/8"	-
9206	16229	Service - w/ 1/2" nylon tube ftg.	1/2"	-
9214	16394	Emergency - w/ 1/2" nylon tube ftg.	1/2"	-

SWING-AWAY BRACKET MOUNT W/GLADHAND

- 180° rotating bracket allows for easy connections, eliminating the need to twist lines during connections
- Helps protect rear-trailer gladhands when not in use
- Filters and closed seals are recommended
- Upgraded spring design provides consistent tension throughout rotation
- Design provides both back port and bottom port capabilities
- Brackets are available with stopper that provides protection from elements when not in use
- Gladhand mount - 1/2" male thread
- Meets or exceeds SAE J318 standard specification



Part No.	Stk. Code	Description	Seal	Port A (3/8")	Port B (3/8")
9222	16096	45° bracket - Emergency	101119R	Unplugged	Plugged
9312	16107	45° bracket - Emergency w/ Stopper	101119R	Plugged	Unplugged
9312UP	16462	45° bracket - Emergency w/ Stopper	101119R	Unplugged	Unplugged
9221	16095	45° bracket - Service	101119B	Unplugged	Plugged
9311	16106	45° bracket - Service w/ Stopper	101119B	Plugged	Unplugged
9311UP	16461	45° bracket - Service w/ Stopper	101119B	Unplugged	Unplugged
9218	16289	Shutoff - 45° bracket - Emergency	101114	Unplugged	Plugged
9219	16290	Shutoff - 45° bracket - Service	101114	Unplugged	Plugged
9232	16294	90° bracket - Emergency	101119R	Unplugged	Plugged
9231	16104	90° bracket - Service	101119B	Unplugged	Plugged

GLADHANDS

CAST IRON


- The ultimate in durability!
- One-piece casting eliminates problems with clamp separation
- "Positive-stop" post assures a perfect connection
- Polyurethane seals resist oils and chemicals providing improved sealing & service life
- Stainless steel filters (where indicated)
- Meets or exceeds SAE J318 standard specification



Part No.	Stk. Code	Description	Seal	Filter
101	16001	Universal	101114	None
101F	16073	Universal - with filter	101114	610035
101E	16071	Emergency	101115R	None
101EF	16072	Emergency - with filter	101115R	610035
101S	16074	Service	101115B	None
101SF	16075	Service - with filter	101115B	610035

COMPOSITE NYLON SHUTOFF


- Composite nylon casting & ball valve resist corrosion with two mounting style options
- Polyurethane seals resist oils and chemicals providing improved sealing & service life
- Vividly colored to provide improved identification of service & emergency lines
- Emergency gladhand has a 1/4" NPT port
- Meets or exceeds SAE J318 standard specification



Part No.	Stk. Code	Description	Seal	Port A (NPT)	Port B
9208	16084	Emergency - w/ flange mount	101115R	3/8"	1/4"
9238	16238	Emergency - w/ bulkhead ftg.	101115R	1/4"	-
9238-6	16133	Emergency - w/ 3/8" nylon tube ftg.	101115R	3/8"	1/4"
9238-8	16239	Emergency - w/ 1/2" nylon tube ftg.	101115R	1/2"	1/4"
9207	16083	Service - w/ flange mount	101115B	3/8"	-
9237	16129	Service - w/ bulkhead ftg.	101115B	1/4"	-
9237-6	16237	Service - w/ 3/8" nylon tube ftg.	101115B	3/8"	-
9237-8	16131	Service - w/ 1/2" nylon tube ftg.	101115B	1/2"	-

SWING-AWAY BRACKET ASSEMBLIES

- Bracket allows 180° rotation allowing for easy hookups, eliminating the need to twist lines during connections
- Helps protect rear-trailer gladhands when not in use
- Available with any gladhand style or as bracket-only
- Upgraded spring design provides consistent tension throughout rotation
- Design provides both back port and bottom port capabilities
- Brackets now available with stopper that provides protection from elements when not in use



Part No. 922BR
Stk. Code 16103




Part No. 923BR
Stk. Code 16295



Part No.	Stk. Code	Description	Port A	Port B (Plugged)
922BR	16103	45°	3/8"	3/8"
923BR	16295	90°	3/8"	3/8"
921BR	38528	45° with stopper	3/8"	3/8"
924BR	38545	90° with stopper	3/8"	3/8"



Part No. 921BR
Stk. Code 38528



Part No. 924BR
Stk. Code 38545



GLADHAND ACCESSORIES

SEALS

SURFACE SEALING



COMPRESSION TYPE



CLOSED TYPE



POLYURETHANE



POLY W/ BUILT IN FILTER



Part No.	Stk. Code	Description	Color
RUBBER SEALS			
101111	16008	Surface Sealing Type	Black
101112	16009	Compression Type	Black
101113	16010	Closed Type	Black
POLYURETHANE SEALS			
101114	16012	1 1/4" Sealing Lip	Black
101115B	16013	1 1/4" Sealing Lip	Blue
101115R	16015	1 1/4" Sealing Lip	Red
101118	16016	1 1/2" Sealing Lip	Black
101119B	16017	1 1/2" Sealing Lip	Blue
101119R	16018	1 1/2" Sealing Lip	Red
101117B	16252	Built in filter	Blue
101117R	16253	Built in filter	Red

SEAL DISPLAYS



200 Count Bucket
Part No. 10111-200
Stk. Code 16110



25 piece FIX-IT Pack
Part No. 10111-25
Stk. Code 16204



100 Count Bucket
Part No. 101115B-1
Stk. Code 16382



100 Count Bucket
Part No. 101115R-1
Stk. Code 16386




Counter box
Part No. 101117D
Stk. Code 16292

Part No.	Stk. Code	Description	Qty/Type
RUBBER SEALS			
10111-200	16110	Surface Sealing Type - Black	200 bucket
10111-25	16204	Surface Sealing Type - Black	25 FIX-IT Pack
POLYURETHANE SEALS			
101115-2C	16021	1 1/4" Sealing Lip Blue & Red	(100) Blue & (100) Red bucket
101115B-1	16385	1 1/4" Sealing Lip - Blue	100 bucket
101115R-1	16386	1 1/4" Sealing Lip - Red	100 bucket
101119B-1	16387	1 1/2" Sealing Lip - Blue	100 bucket
101119R-1	16388	1 1/2" Sealing Lip - Red	100 bucket
101117BRP	16254	Poly seal w/built in filter	(2) Red & (2) Blue FIX-IT Pack
101117D	16292	Poly seal w/built in filter	(50) Red & (50) Blue Counter Box

FILTERS

- Stainless Steel



Part No.	Stk. Code	Description
610035	13068	567 Micron Filter
610036	13768	305 Micron Filter - ultra fine

GLADHAND ACCESSORIES

SEAL TOOL



US PAT. D530,576

Part No.	Stk. Code	Description
10111T	16241	Aluminum - Professional
10111TP	16274	Plastic
10111TP50	16278	50 piece bucket (plastic)

SEAL TOOL INSTRUCTIONS


INSTALLING A NEW SEAL



When installing a new gladhand seal, if center hole appears elongated and cannot move, use the Tectran Seal Tool to help seat your seal properly into the groove of your gladhand.

REMOVING AN OLD SEAL

1



Insert Tectran Seal Tool into the inside diameter of your seal

2



Firmly pull upward to extraction the seal

DUMMY SHUTOFF GLADHANDS

Part No.	Stk. Code	Description
1010-G18	16004	Hex Handle Style with 18" Cable
1010-G26	16005	Hex Handle Style with 26" Cable
1010-F18	16201	Solid Casting Style with 18" Cable
1010-F26	16155	Solid Casting Style with 26" Cable
1010HD9	56055	Heavy Duty Shutoff - Cast Iron
9411	47089	Stamped Style Coupling with Chain - no vent hole
9412	47091	Stamped Style Coupling with Chain - w/vent hole



GLADHAND LOCK

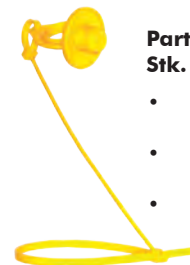


Part No. 1011LK
Stk. Code 16039

- Very effective in preventing the unwanted connection of tractor trailers
- Great for protecting out of service units
- Each lock is supplied with two keys*
- Not intended to be an effective anti-theft device
- Made of glass filled nylon

*Note: All 1011LK standard units ship keyed alike.
Contact Customer Service to request units without the keyed alike feature.

GLADHAND PACIFIER



Part No. 1011P
Stk. Code 16055

- Prevents dirt and contaminants from entering the air system
- Easily attached in any convenient location
- Simply plug into the gladhand when disconnected





GLADHAND GRIPS

FLEXGRIP-HD™

- Premium, thermo-elastomeric **FLEXGrip-HD™** gladhand grips
- Allows gradual bend restriction during tight turns
- Tapered handle flexes with air lines during tight turns
- Thicker at the fitting for kink protection during gladhand connections
- Corrosion resistant, all brass fittings
- Color-coded grip helps minimize incorrect tractor/trailer connections
- May also be used on rubber hose assemblies or aircoils



Part No. 1014FG
Stk. Code 16556




FLEX-GRIP



Part No. 1011FG
Stk. Code 16165

- Thermo-elastomeric gladhand grips
- Protects hose/tubing during gladhand connections
- Tapered rubberized handle flexes with the air line in tight turns

HEX-GRIP



Part No. 1011TG
Stk. Code 16216

- One piece design
- No screws or plastic parts
- Easy to install aluminum HEX construction
- Class II anodized coating provides greater corrosion-resistance

TEC-GRIP



Part No. 1011G
Stk. Code 16031

- Color-coded plastic handle
- Stainless steel screws offer superior corrosion resistance
- Non-slip, hex shaped body is made from a high impact, UV resistant polymer that is significantly more shatter-proof than other brand designs
- The inside edges of the TEC-Grips are beveled eliminating the hose-chafing sharp edge common in other brand designs

For complete Tectran Patent & Trademark information, see www.tectran.com/patents

7-WAY POWERCOILS & CABLES

- ABS Duty
- Light Duty
- Standard Duty
- Medium Duty
- V-line (ABS)
- V-Line (Non-ABS)





POWERCOILS - 7WAY



Whether you are outfitting a single truck or an entire fleet, TECTRAN has designed & manufactured a wide array of tractor-trailer electrical connections that are in stock and ready for any environment.

We also offer the components you need if you want to build your own custom straight cable assemblies. If you don't see the finished assembly or component you are looking for in this catalog, please contact us to discuss your application. We can help find the solution you need!



All of TECTRAN's 7-way electrical assemblies stay flexible in brutally cold conditions as low as -85 F (-65 C)*. They are also highly resistant to UV light degradation and to commonly encountered chemicals such as gasoline, diesel, and hydraulic oil. This keeps the outer jacket of the cable intact, highly abrasion resistant, and ready for years of heavy service. *NOTE: V-line excluded


WeatherSeal™



A heavy wall protective sleeve with an inner layer of sealant designed to:

- Form a weatherproof barrier that protects wire connections from corrosion
- Protect the cable by providing excellent bend restriction
- Minimize stress on wire connections by contributing additional strain relief to the cable clamp
- Eliminate spring guard rust

ARTICFLEX CABLE




- Up to 3 times more abrasion resistant than competitive cables
- High conductor strand count for excellent flexibility
- Minimum operating temperature: - 85 °F(-65 °C)



TEC TIP

Connection lines that sag low enough to contact or drag on the deck of your tractor are DOT and CSA violations because they are potentially hazardous to safe vehicle operation. This is due to the fact that the sharp edges and abrasive surfaces of your tractor deck will cut into and wear through your connection lines over time. When that happens, the flow of compressed air or electrical power to your trailer will be interrupted which can leave you stranded on the side of the road or cause an accident. Prevent downtime, avoid fines and penalties, and keep yourself and others safe by using premium quality connections from TECTRAN.

POWERCOILS - 7WAY



Powercoils from TECTRAN have excellent coil memory and meet or exceed the performance requirements of SAE J2222*, the engineering standard for coiled tractor trailer connections. That means our powercoils hold their coiled shape, stay off your deck, and keep you on the road for longer. *NOTE: V-line excluded

Use this chart to match TECTRAN'S POWERCOIL construction to your needs

Circuit Application	Wire Color	GREEN ATG*	SILVER STS	BRONZE MTY	BLACK ETB
Stoplamp	Red	10	12	12	14
Right Turn & Hazard Lamps	Green	12	12	14	14
Tail & License Plate Lamps	Brown	12	12	14	14
ABS Continuous Power	Blue	10	12	14	14
Clearance, Marker & I.D. Lamps	Black	12	12	14	14
Left Turn	Yellow	12	12	14	14
Ground	White	8	10	12	12

* ATG series also available in yellow for secondary "Auxiliary" cables

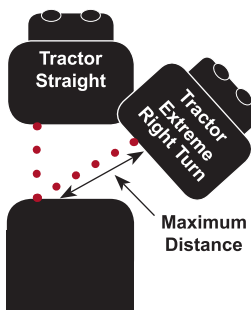
TEC TIP

GUIDELINES FOR SELECTING THE CORRECT LENGTH CONNECTION LINES

STEP 1

Measure the distance between the tractor - trailer connections at the point of greatest extension during a full right turn. In the case of lines that are suspended off the deck by a clamp, the point at which the tubing is clamped should be considered the tractor connection point for purposes of this measurement.

NOTE: WHEN CLAMPING LINES DIRECTLY TO THE TRAILER OR WHEN SHORT LEAD LENGTHS ARE BEING USED, CHOOSING A LONGER WORKING LENGTH IS RECOMMENDED. OR SIMPLY ADDING ON A TENDER KIT OR POGO STICK WILL OFFER GREATER LATERAL AND REARWARD MOVEMENT OF THE LINES - ENABLING THE LINES FULL WORKING LENGTH TO EXTEND DURING TURNS.



STEP 2

Choose suspension method

STEP 3

Use the chart to determine the correct working length

LINE SUSPENSION METHODS

<p>Tractor 18" Min</p>	<p>Trailer</p>	<p>FIXED POINT ON CAB TO CLAMP</p> <ul style="list-style-type: none"> • Longer lead recommended due to restricted rearward movement • Addition of a tender kit or pogo stick is recommended to allow for greater lateral and rearward movement
<p>Tractor 18" Min</p>	<p>Trailer</p>	<p>TENDER KIT & SLIDER BAR</p> <ul style="list-style-type: none"> • Provides rearward movement of lines • Slider bar allows for lateral movement • Tender Kit length must be correct length to suit the tractor lead you select <p>A dual tender spring is strongly advised in all cases, but particularly for installations that will be exposed to very cold temperatures or expected to work within tight yard spaces where jackknifing is common.</p>
<p>Tractor 18" Min</p>	<p>Trailer</p>	<p>POGO STICK</p> <ul style="list-style-type: none"> • Provides lateral & rearward movement of lines • A stainless steel pogo stick is recommended for superior strength and maximum corrosion resistance

Max. Distance Between Connection Points	LONG TRACTOR LEAD Slider Bar & Tender Kit Suspension	LONG TRACTOR LEAD Pogo Stick Suspension	LONG LEAD Fixed Clamp to Cab Suspension
	Working Length		
Under 6 ft	12 ft	12 ft	12 ft
6-8 ft	12 ft	12 ft	12 ft
8-9 ft	15 ft	15 ft	15 ft
9-10 ft	15 ft	15 ft	15 ft
10-11 ft	15 ft	15 ft	20 ft
11-15 ft	20 ft	20 ft	Custom Coil



POWERCOILS - 7-WAY

7-WAY - ABS DUTY - GREEN CABLE

- Premium quality assemblies designed for the demands of modern ABS equipped trailers and for multiple-trailer configurations
- Extremely flexible, even in brutally cold conditions as low as -85°F (-65°C)
- High strand count copper conductors with machine crimped brass terminals for dependable electrical connections
- Abrasion resistant outer jacket is highly resistant to UV rays and commonly encountered chemicals such as diesel fuel and hydraulic oil
- Die-cast SAE J560 Buffalo Plugs with heavy duty double gusseted handles come standard
- All plugs are factory injected with grease for easy installation and corrosion resistance
- Excellent coil memory meet or exceed SAE J2222 performance standards



POWERCOIL - ABS - GREEN CABLE 4/12 - 2/10 - 1/8 GAUGE (ATG)

Length	Lead Length (tractor x trailer)	# of Plugs	Part No. w/ Spring Guards	Stk. Code	Part No. w/ Poly Plugs*	Stk. Code	Part No. w/ WeatherSeal™	Stk. Code
12 ft	12" x 12"	2	7ATG222MG	37053	7ATG222PG	37272	7ATG222MW	37054
15 ft	12" x 12"	2	7ATG522MG	37072	7ATG522PG	37261	7ATG522MW	37074
15 ft	24" x 12"	2	7ATG524MG	37406	-	-	7ATG524MW	37470
15 ft	48" x 12"	2	7ATG542MG	37039	7ATG542PG	37262	7ATG542MW	37081
15 ft	72" x 12"	2	7ATG512MG	37063	7ATG512PG	37273	7ATG512MW	37064
15 ft	12" x 12"	1	7ATG521MG	37068	-	-	7ATG521MW	37069
15 ft	72" x 12"	1	7ATG511MG	37060	-	-	7ATG511MW	37061
20 ft	12" x 12"	2	7ATG622MG	37091	-	-	7ATG622MW	37092
20 ft	48" x 12"	2	-	-	-	-	7ATG642MW	37093
20 ft	72" x 12"	2	7ATG612MG	37089	-	-	7ATG612MW	37090

*NOTE: Poly plugs also have spring guards

STRAIGHT - ABS - GREEN CABLE 4/12 - 2/10 - 1/8 GAUGE



Length	# of Plugs	Part No. w/ Spring Guards	Stk. Code	Part No. w/ Poly Plugs*	Stk. Code	Part No. w/ WeatherSeal™	Stk. Code
8 ft	2	7AAB082MG	37026	-	-	7AAB082MW	37027
10 ft	2	7AAB102MG	37028	7AAB102PG	37274	7AAB102MW	37029
12 ft	2	7AAB122MG	37030	7AAB122PG	37260	7AAB122MW	37031
15 ft	2	7AAB152MG	37032	7AAB152PG	37269	7AAB152MW	37033
20 ft	2	7AAB202MG	37291	7AAB202PG	37275	7AAB202MW	37034

*NOTE: Poly plugs also have spring guards

WEATHERSEAL™ FIELD KIT

Exclusive field installable kit that instantly upgrades existing spring guard plugs or can be used to build your own custom assemblies. Includes a heavy duty SAE J560 plug, all WeatherSeal™ components, and installation instructions.

This kit will replace all existing SAE J560 style 7-way plugs and is compatible with all 7-way tractor trailer cables.

Note: Requires standard wire preparation tools and a heat gun capable of 1100°F for installation (not included). Not recommended for use with Poly plugs.

Part No. 670-71WS
Stk. Code 38797



POWERCOILS - 7-WAY

7-WAY – LIGHT DUTY – BLACK CABLE

- Recommended for light duty applications that are not ABS equipped
- Extremely flexible, even in brutally cold conditions as low as -85°F (-65°C)
- High strand count copper conductors with machine crimped brass terminals for dependable electrical connections
- Abrasion resistant outer jacket is highly resistant to UV rays and commonly encountered chemicals such as diesel fuel and hydraulic oil
- Die-cast SAE J560 Buffalo Plugs with heavy duty double gusseted handles come standard
- Powercoil designs have excellent coil memory



POWERCOIL - LIGHT DUTY - BLACK CABLE 6/14 - 1/12 GAUGE (ETB)

Length	Lead Length (tractor x trailer)	# of Plugs	Part No. w/ Spring Guards	Stk. Code
12 ft	12" x 12"	2	7ETB222MG	37119
15 ft	12" x 12"	2	7ETB522MG	37130
15 ft	48" x 12"	2	7ETB542MG	37263
15 ft	72" x 12"	2	7ETB512MG	37125
15 ft	12" x 12"	1	7ETB521MG	37129


STRAIGHT - LIGHT DUTY - BLACK CABLE 6/14 - 1/12 GAUGE (ETB)



Length	Gauge	# of Plugs	Part No. w/ Spring Guards	Stk. Code	Part No. w/ WeatherSeal™	Stk. Code
10 ft	6/12 - 1/10	2	7SAB102MG	37265	7SAB102MW	37218
12 ft	5/14 - 2/12	2	7MAB122MG	37173	7MAB122MW	37174
12 ft	6/12 - 1/10	2	7SAB122MG	37219	7SAB122MW	37220
15 ft	5/14 - 2/12	2	7MAB152MG	37175	7MAB152MW	37176
15 ft	6/12 - 1/10	2	7SAB152MG	37221	7SAB152MW	37222

7-WAY – STANDARD DUTY – SILVER CABLE

- Recommended for standard single-trailer configurations that are not ABS equipped
- Extremely flexible, with excellent coil memory, even in brutally cold conditions as low as -85°F (-65°C)
- High strand count copper conductors with machine crimped brass terminals for dependable electrical connections
- Abrasion resistant outer jacket is highly resistant to UV rays and commonly encountered chemicals such as diesel fuel and hydraulic oil
- Die-cast SAE J560 Buffalo Plugs with heavy duty double gusseted handles come standard



POWERCOIL - STANDARD DUTY - SILVER CABLE 6/12 - 1/10 GAUGE (STS)


Length	Lead Length (tractor x trailer)	# of Plugs	Part No. w/ Spring Guards	Stk. Code	Part No. w/ WeatherSeal™	Stk. Code
12 ft	12" x 12"	2	7STS222MG	37231	7STS222MW	37232
15 ft	12" x 12"	2	7STS522MG	37241	7STS522MW	37243
15 ft	48" x 12"	2	7STS542MG	37245	7STS542MW	37246
15 ft	72" x 12"	2	7STS512MG	37236	7STS512MW	37237
20 ft	12" x 12"	2	7STS622MG	37253	7STS622MW	37254
20 ft	48" x 12"	2	-	-	7STS642MW	37287
20 ft	72" x 12"	2	7STS612MG	37250	7STS612MW	37251



POWERCOILS - 7-WAY

7-WAY - MEDIUM DUTY - BRONZE CABLE

- A unique cable configuration that utilizes 12-gauge conductors for the heavily loaded stop lamp (red) and ground (white) circuits while providing the economy of 14-gauge conductors for the remaining circuits
- Not recommended for ABS applications
- Extremely flexible with excellent coil memory, even in brutally cold conditions as low as -85°F (-65°C)
- High strand count copper conductors with machine crimped brass terminals for dependable electrical connections
- Abrasion resistant outer jacket is highly resistant to UV rays and commonly encountered chemicals such as diesel fuel and hydraulic oil
- Die-cast SAE J560 Buffalo Plugs with heavy duty double gusseted handles come standard



POWERCOIL - MEDIUM DUTY - BRONZE CABLE 5/14 - 2/12 GAUGE (MTY)

Length	Lead Length (tractor x trailer)	# of Plugs	Part No. w/ Spring Guards	Stk. Code	Part No. w/ WeatherSeal™	Stk. Code
12 ft	12" x 12"	2	7MTY222MG	37178	7MTY222MW	37179
15 ft	12" x 12"	2	7MTY522MG	37191	7MTY522MW	37192
15 ft	48" X 12"	2	7MTY542MG	37193	7MTY542MW	37194
15 ft	72" x 12"	2	7MTY512MG	37186	7MTY512MW	37187
20 ft	12" x 12"	2	7MTY622MG	37198	7MTY622MW	37199
20 ft	48" X 12"	2	-	-	7MTY642MW	37200


TEC TIP

7-way ABS type cables will not cause safety or performance issues when used with non-ABS trailers, but 7-way non-ABS type cables may cause safety and performance issues if used with ABS equipped trailers. Put another way, modern 7-way ABS type cables are backward compatible with older 7-way non-ABS trailers. Therefore, you may wish to exclusively use ABS type cables (4/12 - 2/10 - 1/8 configuration) so that you are always prepared to safely accommodate both ABS equipped and non-ABS trailers.

V-LINE POWERCOILS - 7-WAY

7-WAY - V-LINE - LIGHT GREEN CABLE (ABS)

- Suitable for ABS applications
- Flexible in temperatures as low as -40°F (-40°C)
- Good coil memory and abrasion resistance
- Standard duty SAE J560 plugs
- Spring guards



POWERCOIL - ABS - LIGHT GREEN CABLE 4/12 - 2/10 - 1/8 GAUGE

Length	Lead Length (tractor x trailer)	# of Plugs	Part No. w/ Die-cast Plugs	Stk. Code	Part No. w/ Poly Plugs	Stk. Code
12 ft	12" x 12"	2	7ATG222MV	37530	7ATG222PV	37531
15 ft	12" x 12"	2	7ATG522MV	37532	7ATG522PV	37533
15 ft	48" x 12"	2	7ATG542MV	37534	7ATG542PV	37535
20 ft	12" x 12"	2	7ATG622MV	37536	7ATG622PV	37537
20 ft	48" x 12"	2	7ATG642MV	37538	7ATG642PV	37539

STRAIGHT - ABS - LIGHT GREEN CABLE 4/12 - 2/10 - 1/8 GAUGE



Length	# of Plugs	Part No. w/ Die-cast Plugs	Stk. Code	Part No. w/ Poly Plugs	Stk. Code
10 ft	2	7AAB102MV	37543	7AAB102PV	37544
12 ft	2	7AAB122MV	37545	7AAB122PV	37546
15 ft	2	7AAB152MV	37547	7AAB152PV	37548
20 ft	2	7AAB202MV	37549	7AAB202PV	37550

7-WAY - V-LINE - BLACK CABLE (NON-ABS)

- Suitable for light duty applications that are not ABS equipped
- Flexible in temperatures as low as -40 F (-40 C)
- Good coil memory and abrasion resistance
- Standard duty SAE J560 plugs
- Spring guards



POWERCOIL - LIGHT DUTY - BLACK CABLE 6/14 - 1/12 GAUGE

Length	Lead Length (tractor x trailer)	# of Plugs	Part No. w/ Die-cast Plugs	Stk. Code
12 ft	12" x 12"	2	7ETB222MV	37540
15 ft	12" x 12"	2	7ETB522MV	37541
15 ft	48" x 12"	2	7ETB542MV	37542

STRAIGHT - LIGHT DUTY - BLACK CABLE 6/14 - 1/12 GAUGE

Length	# of Plugs	Part No. w/ Die-cast Plugs	Stk. Code
12 ft	2	7MAB122MV	37551
15 ft	2	7MAB152MV	37552



NOTES





PLUGS, SOCKETS, & POWERCOILS

- 7-Way Plugs & Sockets
- 7-Way AUX Powercoils, Plugs, & Sockets
- *DOUBLEDUAL™* Powercoils & Cables
- Dual Pole Powercoils & Cables
- Single Pole Powercoils & Cables
- Dual Pole/Single Pole Plugs & Sockets

- 6-Way Powercoils, Plugs, & Sockets
- 4-Way Powercoils, Plugs, & Sockets
- RV Plugs & Sockets
- Adapters
- Continuity Testers





BUFFALO PLUGS & BULL-NOSE SOCKETS



WHAT ARE BUFFALO PLUGS & SOCKETS?

TECTRAN's 7-way plugs and sockets are compatible with and interchangeable with all competitive SAE J560 style plugs and sockets. Compatibility and interchangeability does not mean they are the same though. TECTRAN's unique plugs and sockets are highly engineered to outperform the competition and provide an instant upgrade to your connection system.



BUFFALO PLUGS

- SAE J560 compliant (7-way and AUX configurations)
- High metal content, die cast housing with a polished finish
- Also available with a polymer housing for corrosion resistance
- Heavy duty, double gusseted handles
- Machined brass contacts
- 7-way plugs are greased at the factory



BULL-NOSE SOCKETS

- Meets SAE J560 performance requirements (7-way and AUX configurations)
- High metal content, die cast housing with a polished finish
- Also available with a polymer housing for corrosion resistance
- Heavy duty, extra thick lid and mounting ears
- "Bull-Nose" lid allows for easy one-handed plug insertion
- Integrated drain channel diverts water away from the connection
- Socket barrel is supported by 5 gussets to provide incredible overall strength
- Inserts are sealed against the housing by a gasket
- Sloped barrel prevents water from collecting
- Machined brass contacts
- Stainless steel lid spring
- Slotted mounting holes allow for easy installation



TEC TIP

Use Pendilube on sockets and plugs to prevent corrosion, make coupling easier, lubricate the door hinge, and extend the overall life of the units.

PENDILUBE

- **PENETRATES** seized surfaces
- **DIELECTRIC** non-conductive formula will fight corrosion without creating shorts in electrical connections
- **LUBRICATES** surfaces, reducing friction
- Prevents Corrosion
- Provides Anti-Seize protection
- Extreme Pressure Lubricant continues to penetrate where others wipe away



Part No. 500-55

Stk. Code 51153

PLUGS & SOCKETS - 7-WAY

7-WAY SAE BUFFALO PLUGS

- Available in durable die-cast housing for rugged service or a poly housing for corrosion resistance
- Heavy duty, double gusseted handles
- Plugs are factory greased for corrosion protection and easy installation
- Machined brass contacts
- Available with spring guard for cable bend restriction
- Field repairable with standard tools
- Fully interchangeable with other SAE J560 sockets
- Meets or exceeds the requirements of SAE J560



Part No.	Stk. Code	Description
670-71SG	38070	Plug assembly w/spring guard
670-71	38066	Plug assembly
670P-71SG	38126	Poly housing plug assembly w/spring guard
670P-71	38125	Poly housing plug assembly
670-SG	38129	Replacement spring guard
670-7111	38067	Replacement Insert

7-WAY SAE BULL-NOSE SOCKETS

- Available with a durable die-cast housing for rugged use or a poly housing for corrosion protection
- Heavy duty, extra thick mounting ears
- Sloped barrel prevents water from collecting
- Integrated drain channel diverts water away from plug
- Stainless steel door spring
- Machined brass terminal pins for maximum current carrying ability
- Field repairable with standard tools
- Meets all performance requirements of SAE J560



Part No.	Stk. Code	Description	Termination	Pin Type
670-72	38076	Socket - die-cast	Screw	Split
670-72A	38100	Socket - die-cast	Screw	Solid
670-74	38107	Socket - die-cast	Ring	Split
670-74A	38288	Socket - die-cast	Ring	Solid
670-75	38116	Socket - die-cast	Bullet	Split
670-75A	38291	Socket - die-cast	Bullet	Solid
670-75L	38568	Socket - die-cast - w/Locking Clip	Bullet	Split
670-75LA	38569	Socket - die-cast - w/Locking Clip	Bullet	Solid
670P-72	38127	Socket - poly	Screw	Split
670P-72A	38199	Socket - poly	Screw	Solid
670P-74	38186	Socket - poly	Ring	Split
670P-75	38187	Socket - poly	Bullet	Split
670P-75A	38570	Socket - poly - w/Locking Clip	Bullet	Solid
670P-75LA	38571	Socket - poly - w/Locking Clip	Bullet	Solid
670P-75L	38188	Socket - poly - w/Locking Clip	Bullet	Split

TERMINATION OPTIONS



7-WAY SAE SOCKETS WITH LEADS

- 7-way socket with die-cast housing & over-molded 16" leads
- Reduces replacement time



Part No.	Stk. Code	Description
7911216	32176	Split Pin
7911216A	38687	Solid Pin

REPLACEMENT PARTS

Part No.	Stk. Code	Description
670-7290	38318	Replacement Insert - Screw Terminals
670-7114	38362	Metal Door Replacement Kit
670-7292	38320	Replacement screws for screw 670-72 (Pack of 25)
670-7293	38321	Replacement screws for (white) ground terminal for socket 670-72 (Pack of 25)
670-722	38088	Boot for back of socket
670-00	38016	Mounting bracket
670-7203G	38427	Standard Housing Mounting Gasket






PLUGS & SOCKETS - 7-WAY

7-WAY SOCKETS WITH CIRCUIT BREAKERS

- Available with a durable die-cast housing for rugged use or a poly housing for corrosion protection
- Heavy duty, extra thick mounting ears
- Sloped barrel prevents water from collecting
- Integrated drain channel diverts water away from plug
- Stainless steel door spring
- Machined brass pins Gasket included
- Meets all performance requirements of SAE J560



DIE-CAST

Part No.	Stk. Code	Breaker Amps	Pin Type
670-7200*	38077	no breakers	Split
670-7200A*	38344	no breakers	Solid
670-7215	38085	15	Split
670-7215A	38343	15	Solid
670-7220	38089	20	Split
670-7220A	38342	20	Solid
670-7230	38095	30	Split
670-7230A	38341	30	Solid




POLY

Part No.	Stk. Code	Breaker Amps	Pin Type
670P-7200*	38185	no breakers	Split
670P-7215	38200	15	Split
670P-7220	38184	20	Split
670P-7230	38201	30	Split

*NOTE: Intended for use as a replacement for large footprint circuit breaker sockets when circuit breakers are no longer desired or when the end user intends to add their own circuit breakers. The stock configuration features #10 mounting studs with locking nuts for wire termination. Ring or spade terminals are recommended for wire connection.

7-WAY SOCKETS WITH LARGE MOUNTING PLATE

- These models are not equipped with circuit breakers and cannot accept them
- For use as a replacement of original equipment when circuit breaker protection is not required and standard 7-way socket style screw terminal connections are desired
- Split Pin - Screw Terminals
- Gasket included
- Meets all performance requirements of SAE J560



Part No.	Stk. Code	Description
670-7330	38105	Die-cast socket
670P-7330	38204	Poly Socket

NOSEBOXES

- Supplied with rear mounting gasket
- Cable Strain Relief Fitting sold separately




Poly - 2.5" Deep style
Part No. 670-7202
Stk. Code 38426



Poly 2"
Part No. 670-7203
Stk. Code 38083



Die-cast 2"
Part No. 670-7204
Stk. Code 38410



Adapter plate
Part No. 670-7206
Stk. Code 38175



Strain Relief
Part No. 670-7208
Stk. Code 38445

Part No.	Stk. Code	Description
670-7202	38426	Nosebox 2.5" Deep style - Poly
670-7203	38083	Standard 2" Nosebox - Poly
670-7204	38410	Standard 2" Nosebox - Metal
670-7206	38175	Adapter plate for mounting small socket housing to standard Nosebox
670-7206G	38428	Adapter plate gasket
670-7208	38445	Strain relief fitting with seal

PLUGS & SOCKETS - 7-WAY

CIRCUIT BREAKER SOCKETS WITH NOSEBOX

- Popular combinations of Sockets and Noseboxes are listed in the charts
- Combine separate components to create custom combinations as needed
- Supplied with a rear mounting gasket
- Meets all performance requirements of SAE J560



Part No.	Stk. Code	Breaker Amps	Description
670-72004*	38429	no breakers	Metal Socket 670-7200, on Metal Nosebox 670-7204
670-72154	38430	15	Metal Socket 670-7215, on Metal Nosebox 670-7204
670-72204	38431	20	Metal Socket 670-7220, on Metal Nosebox 670-7204
670-72304	38432	30	Metal Socket 670-7230, on Metal Nosebox 670-7204



Part No.	Stk. Code	Breaker Amps	Description
670-72005*	38378	no breakers	Metal Socket 670-7200, on Poly Nosebox 670-7203
670-72155	38086	15	Metal Socket 670-7215, on Poly Nosebox 670-7203
670-72205	38090	20	Metal Socket 670-7220, on Poly Nosebox 670-7203
670-72305	38096	30	Metal Socket 670-7230, on Poly Nosebox 670-7203



Part No.	Stk. Code	Breaker Amps	Description
670P72005*	38437	no breakers	Poly Socket 670P-7200, on Poly Nosebox 670-7203
670P72155	38438	15	Poly Socket 670P-7215, on Poly Nosebox 670-7203
670P72205	38439	20	Poly Socket 670P-7220, on Poly Nosebox 670-7203
670P72305	38440	30	Poly Socket 670P-7230, on Poly Nosebox 670-7203

*NOTE: Intended for use as a replacement for large footprint circuit breaker sockets when circuit breakers are no longer desired or when the end user intends to add their own circuit breakers. The stock configuration features #10 mounting studs with locking nuts for wire termination. Ring or spade terminals are recommended for wire connection.

GASKETS

Part No.	Stk. Code	Description
670-7201G	38081	Circuit Breaker Mounting Gasket
670-7202G	38082	Nosebox Housing Gasket

MOUNTING BRACKETS FOR SOCKETS

- Mounts from 4 positions: top, bottom, left & right side. Sockets fit & mounting holes line up for all mounting positions.

Part No. 670-00
Stk. Code 38016



UNIVERSAL FIT:

- 7-Way Primary
- 7-Way Blade
- 4-Way
- 1-Pole
- 7-Way Auxiliary
- 6-Way
- 2-Pole

7-WAY PLUG/SOCKET BRUSH

- Compact wire brush removes corrosion from 7-Way plugs and sockets

Part No. 5031
Stk. Code 51015






POWERCOILS - 7-WAY AUXILIARY

7-WAY AUX CABLES & ASSEMBLIES - YELLOW CABLE

For use where a second tractor/trailer connection using auxiliary style connectors is required. These assemblies feature the same cable construction as the ABS ready "ATG" series but is fitted with plugs that have inverted (male) ground pins to prevent incorrect connections.

- Extreme flexibility and coil memory, even in brutally cold conditions as low as -85°F (-65°C)
- High strand count copper conductors with machine crimped brass terminals for dependable electrical connections
- Abrasion resistant outer jacket is highly resistant to UV rays and commonly encountered chemicals such as diesel fuel and hydraulic oil
- Die-cast SAE J560 Buffalo Plugs with heavy duty double gusseted handles come standard



POWERCOIL - AUXILIARY - YELLOW CABLE 4/12 - 2/10 - 1/8 GAUGE (ATG)

Length	Lead Length (tractor x trailer)	# of Plugs	Part No. w/ Spring Guards	Stk. Code	Part No. w/ WeatherSeal™	Stk. Code
12 ft	12" x 12"	2	7ATG222EG	37051	7ATG222EW	37052
15 ft	12" x 12"	2	7ATG522EG	37070	7ATG522EW	37071
15 ft	12" x 12"	1	-	-	7ATG521EW	37280
15 ft	24" x 12"		7ATG524EG	37477	7ATG524EW	37478
15 ft	48" x 12"	2	7ATG542EG	37077	7ATG542EW	37078
15 ft	72" x 12"	2	7ATG512EG	37062	-	-
20 ft	72" x 12"	2	7ATG612EG	37088	-	-

STRAIGHT - AUXILIARY - YELLOW CABLE 4/12 - 2/10 - 1/8 GAUGE




Length	# of Plugs	Part No. w/ WeatherSeal™	Stk. Code
10 ft	2	7AEB102EW	37036
12 ft	2	7AEB122EW	37038
15 ft	2	7AEB152EW	37079
20 ft	2	7AEB202EW	37041

7-WAY ABS PATCH CABLE

- The Solution for truck and trailer connectors that don't match!
- Convenient Auxiliary to Primary conversion or vice versa

POWERCOIL - PATCH - YELLOW CABLE 4/12 - 2/10 - 1/8 GAUGE (ATG)



Length	Lead Length (tractor x trailer)	# of Plugs	Part No. w/ Spring Guards	Stk. Code	Description
15 ft	12" x 12"	2	7ATG522XG	37075	Includes (1) 680-E71SG plug (SAE J560-AUX) & (1) 670-71SG plug (SAE J560-ABS)
15 ft	72" x 12"	2	7ATG512XG	37065	Tractor side 72" lead has (1) 670-71SG plug (SAE J560-ABS) & the trailer side 12" lead has (1) 680-E71SG plug (SAE J560-AUX)

PLUGS & SOCKETS - 7-WAY AUXILIARY

7-WAY SAE AUXILIARY TRAILER PLUGS

- Meets or exceeds the requirements of SAE J560 (replaces ISO 3731)
- For use with secondary cable for auxiliary power requirements
- Male ground pin on plug and female ground contact on receptacle prevent mixed connections with standard 7-way plugs and sockets
- Available in durable die-cast housing for rugged service or a poly housing for corrosion resistance
- Heavy duty, double gusseted handles
- Machined brass pins
- Available with spring guard for cable bend restriction



Part No.	Stk. Code	Description
680-E71SG	38133	Aux. Plug assembly w/spring guard
680-E71	38132	Aux. Plug assembly


7-WAY SAE AUXILIARY SOCKETS

- Available with a durable die-cast housing for rugged use or a poly housing for corrosion protection
- Heavy duty, extra thick mounting ears
- Sloped barrel prevents water from collecting
- Integrated drain channel diverts water away from plug
- Stainless steel door spring
- Machined brass pins
- Meets all performance requirements of SAE J560



Part No.	Stk. Code	Description	Termination	Pin Type
680-E72	38135	Aux. Socket - die-cast	Screw	Split
680-E72A	38512	Aux. Socket - die-cast	Screw	Solid
680-75	38572	Aux. Socket - die-cast	Bullet	Split
680-75A	38573	Aux. Socket - die-cast	Bullet	Solid
680-75L	38574	Aux. Socket - die-cast w/ Locking Clip	Bullet	Split
680-75LA	38575	Aux. Socket - die-cast w/ Locking Clip	Bullet	Solid
680P-74	38191	Aux. Socket - poly	Ring	Split
680P-E72	38448	Aux. Socket - poly	Screw	Split
680P-E72A	38509	Aux. Socket - poly	Screw	Solid
680P-75	38192	Aux. Socket - poly	Bullet	Split
680P-75A	38576	Aux. Socket - poly	Bullet	Solid
680P-75L	38577	Aux. Socket - poly w/Locking Clip	Bullet	Split
680P-75LA	38578	Aux. Socket - poly w/Locking Clip	Bullet	Solid

TERMINATION OPTIONS



7-WAY SAE AUXILIARY SOCKETS WITH LEADS

- 7-way socket with die-cast housing & over-molded 16" leads
- Reduces replacement time



Part No.	Stk. Code	Description
7911316	32175	Split Pin
7911316A	38686	Solid Pin

REPLACEMENT PARTS

Part No.	Stk. Code	Description
680P-7114	38807	Aux. Socket Replacement Door Kit - Yellow Poly
670-722	38088	Boot for back of socket
670-00	38016	Mounting bracket
670-7203G	38427	Standard Housing Mounting Gasket

Part No. 670-00
Stk. Code 38016



Part No. 670-722
Stk. Code 38088



PLUGS & SOCKETS - 7-WAY AUXILIARY

7-WAY AUX SOCKETS WITH CIRCUIT BREAKERS

- Available with a durable die-cast housing for rugged use or a poly housing for corrosion protection
- Heavy duty, extra thick mounting ears
- Sloped barrel prevents water from collecting
- Integrated drain channel diverts water away from plug
- Stainless steel door spring
- Machined brass pins
- Gasket included
- Meets all performance requirements of SAE J560



DIE-CAST

Part No.	Stk. Code	Breaker Amps	Pin Type
680-7200*	38411	no breakers	Split
680-7215	38412	15	Split
680-7220	38413	20	Split
680-7230	38414	30	Split


POLY

Part No.	Stk. Code	Breaker Amps	Pin Type
680P-7200*	38189	no breakers	Split Pin
680P-7215	38233	15	Split Pin
680P-7220	38190	20	Split Pin
680P-7230	38207	30	Split Pin

*NOTE: Intended for use as a replacement for large footprint circuit breaker sockets when circuit breakers are no longer desired or when the end user intends to add their own circuit breakers. The stock configuration features #10 mounting studs with locking nuts for wire termination. Ring or spade terminals are recommended for wire connection.

7-WAY AUX SOCKETS WITH LARGE MOUNTING PLATE

- These models are not equipped with circuit breakers and cannot accept them
- For use as a replacement of original equipment when circuit breaker protection is not required and standard 7-way socket style screw terminal connections are required
- Split Pin - Screw Terminals
- Gasket included
- Meets all performance requirements of SAE J560



Part No.	Stk. Code	Description
680-7330	38424	Aux. Die-cast socket

DIELECTRIC PRODUCTS

PENDILUBE

Pendilube is a unique corrosion-preventative dielectric lubricant in a spray format. Formulated to protect electrical components, it has a wide range of applications and can be used to replace many of the less versatile materials on the market.

- **PENETRATES** seized surfaces
- **DIELECTRIC** non-conductive formula will fight corrosion without creating shorts in electrical connections
- **LUBRICATES** surfaces, reducing friction
- Prevents Corrosion
- Provides Anti-Seize protection
- Extreme Pressure Lubricant continues to penetrate where others wipe away

DIELECTRIC GREASE

Dielectric grease seals out moisture and protects metal surfaces and electrical connections under the most demanding conditions. Our advanced formulation provides maximum protection against corrosion of metal parts.

- Inhibits rust & corrosion
- Waterproof
- Wide temperature range
- Resistant to chemicals
- High dielectric strength



Part No.	Stk. Code	Description
500-55	51153	14 oz. Spray Can
500-12-25	51196	Bucket of 25 trial size bottles



Part No.	Stk. Code	Description
500-72	51160	Large Tube - 60 ml.
500-70	51159	Small Tube - 7 gram
500-70-50	51198	50 - 7 gram tubes in display bucket
500-70-1	51194	100 - 7 gram tubes in display bucket

DUAL/SINGLE POLE CABLE ASSEMBLIES



DOUBLEDUAL™ BATTERY/TAILGATE POWERCOIL

AN INDUSTRY FIRST - TECTRAN'S ONE-PLUG SOLUTION!

DOUBLEDUAL plugs are universally configured to function with both vertical and horizontal dual pole socket designs. One plug handles all of your dual pole application needs.

Simplified connections eliminate the need to stock multiple dual pole plugs and cable assemblies. Condense fleet equipment with this universal plug option.

- Rugged jacket is resistant to abrasion, gasoline, diesel, and road chemicals
- Unique **WeatherSeal™** weatherproof barrier, protecting critical wire connections from corrosion
- High performance & flexibility in temperatures as low as -85° F (-65°C)
- 4 gauge fine strand copper conductors
- Superior coil memory and durability
- 110 amp continuous capacity at 12 VDC
- 200 amp intermittent capacity at 12 VDC
- Meets the performance requirements of the new SAE J3082 standard (11/2015)



VERSATILITY ON THE VEHICLE - Accommodates bi-directional connectivity regardless of the single or dual pole configuration used on either the tractor or trailer

DOUBLEDUAL™
Application Combination Chart

		TRAILER SIDE		
		Vertical	Horizontal	Single Pole
TRACTOR SIDE	Vertical	✓	✓	✓
	Horizontal	✓	✓	✓
	Single Pole	✓	✓	Y

Y TECTRAN also supplies Single Pole to Single Pole Cable Assemblies

POWERCOIL - 4 GAUGE - DOUBLEDUAL™

Length	Lead Length & Connectors	Part No. w/ WeatherSeal™	Stk. Code
12 ft	12" DOUBLEDUAL x 12" DOUBLEDUAL	7DDB222MW	37514
12 ft	12" DOUBLEDUAL x 12" Single Pole	7DDB222XW	37516
15 ft	12" DOUBLEDUAL x 12" DOUBLEDUAL	7DDB522MW	37511
15 ft	12" DOUBLEDUAL x 12" Single Pole	7DDB522XW	37517
15 ft	12" DOUBLEDUAL x 24" DOUBLEDUAL	7DDB524MW	37515
15 ft	12" DOUBLEDUAL x 24" Single Pole	7DDB524XW	37518
15 ft	12" DOUBLEDUAL x 48" DOUBLEDUAL	7DDB542MW	37512
15 ft	12" DOUBLEDUAL x 48" Single Pole	7DDB542XW	37519

STRAIGHT - 4 GAUGE - DOUBLEDUAL™




Length	Connectors	Part No. w/ WeatherSeal™	Stk. Code
12 ft	2 DOUBLEDUAL	7DD122MW	37520
12 ft	1 DOUBLEDUAL & 1 Single Pole	7DDS122XW	37522
15 ft	2 DOUBLEDUAL	7DD152MW	37521
15 ft	1 DOUBLEDUAL & 1 Single Pole	7DDS152XW	37523



DUAL/SINGLE POLE CABLE ASSEMBLIES

DUAL POLE (HORIZONTAL) BATTERY/TAILGATE POWERCOIL

- Two horizontal dual pole plugs
- Bonded positive and negative conductors - Black for negative / Red for positive
- Typically used for direct power to tailgates and charging remote batteries
- 4 gauge fine strand copper conductors for maximum currency transmission
- Excellent coil memory and durability
- High performance & flexibility in temperatures as low as -85°F (-65°C)
- Unique *WeatherSeal™* weatherproof barrier protects critical wire connections from corrosion
- Rugged jacket is resistant to abrasion, gasoline, diesel, and road chemicals
- 110 amp continuous capacity at 12 VDC
- 200 amp intermittent capacity at 12 VDC
- Meets the performance requirements of the new SAE J3082 standard (11/2015)



POWERCOIL - 4 GAUGE (DTB)

Length	Lead Length (tractor x trailer)	Part No. w/ <i>WeatherSeal™</i>	Stk. Code
12 ft	12" x 12"	7DTB222MW	37108
15 ft	12" x 12"	7DTB522MW	37110
15 ft	24" x 12"	7DTB524MW	37473
15 ft	48" x 12"	7DTB542MW	37112

STRAIGHT - 4 GAUGE



Length	# of Plugs	Part No. w/ <i>WeatherSeal™</i>	Stk. Code
10 ft	2	7D102MW	37317
12 ft	2	7D122MW	37318
15 ft	2	7D152MW	37319
20 ft	2	7D202MW	37320

DUAL POLE (VERTICAL) BATTERY/TAILGATE/TARPING POWERCOIL

- Two vertical dual pole plugs
- Bonded positive and negative conductors - Black for negative / Red for positive
- Typically used for direct power to tailgates, charging remote batteries, and tarping systems
- 4 gauge fine strand copper conductors
- Excellent coil memory and durability
- High performance & flexibility in temperatures as low as -85°F (-65°C)
- Unique *WeatherSeal™* weatherproof barrier protects critical wire connections from corrosion
- Rugged jacket is resistant to abrasion, gasoline, diesel, and road chemicals
- 200 amp intermittent carrying capacity for 4 gauge configurations
- 130 amp intermittent carrying capacity for 6 gauge configurations
- 110 amp continuous capacity for 4 gauge configuration
- 70 amp continuous capacity for 6 gauge configuration
- Meets the performance requirements of the new SAE J3082 standard (11/2015)



POWERCOIL - 4 & 6 GAUGE (DTV)

Length	Lead Length (tractor x trailer)	Cable Gauge	Part No. w/ <i>WeatherSeal™</i>	Stk. Code
12 ft	12" x 12"	4	7DV4222MW	37418
15 ft	12" x 12"	4	7DV4522MW	37419
15 ft	48" x 12"	4	7DV4542MW	37420
12 ft	12" x 12"	6	7DV6222MW	37421
15 ft	12" x 12"	6	7DV6522MW	37422
15 ft	48" x 12"	6	7DV6542MW	37423

DUAL/SINGLE POLE CABLE ASSEMBLIES

CROSSOVER BATTERY/TAILGATE POWERCOIL

Solution for connecting new vehicles equipped with a dual-pole socket to older trailers equipped with a single-pole socket

- One single pole plug with external ground
- One horizontal dual pole plug
- Bonded positive and negative conductors - Black for negative / Red for positive
- 4 gauge fine strand copper conductors
- High performance & flexibility in temperatures as low as -85 °F (-65 °C)
- Unique **WeatherSeal™** weatherproof barrier protects critical wire connections from corrosion
- Rugged jacket is resistant to abrasion, gasoline, diesel, and road chemicals
- 110 amp continuous capacity at 12 VDC
- 200 amp intermittent capacity at 12 VDC



POWERCOIL - 4 GAUGE (CROSSOVER DTB)

Length	Lead Length (tractor x trailer)	Part No. w/ WeatherSeal™	Stk. Code
12 ft	12" x 12"	7DTB222XW	37109
15 ft	12" x 12"	7DTB522XW	37111
15 ft	24" x 12"	7DTB524XW	37471



STRAIGHT - 4 GAUGE (CROSSOVER)

Length	# of Plugs	Part No. w/ WeatherSeal™	Stk. Code
10 ft	2	7CR102MW	37325
12 ft	2	7CR122MW	37326
15 ft	2	7CR152MW	37327
20 ft	2	7CR202MW	37328

SINGLE POLE EXTERNAL GROUND BATTERY/TAILGATE POWERCOIL

- Two single pole plugs
- Positive connector in center of plug
- Ground for the single pole socket established through outside of plug housing and second cable in coil
- Typically used for direct power to tailgates and or charging remote batteries
- 4 gauge fine strand copper conductors
- Excellent coil memory and durability
- High performance & flexibility in temperatures as low as -85 °F (-65 °C)
- Unique **WeatherSeal™** weatherproof barrier protects critical wire connections from corrosion
- Rugged jacket is resistant to abrasion, gasoline, diesel, and road chemicals
- 110 amp continuous capacity at 12 VDC
- 200 amp intermittent capacity at 12 VDC



POWERCOIL - 4 GAUGE

Length	Lead Length (tractor x trailer)	Part No. w/ WeatherSeal™	Stk. Code
12 ft	12" x 12"	7CTR222MW	37105
15 ft	12" x 12"	7CTR522MW	37106
15 ft	48" x 12"	7CTR542MW	37107



STRAIGHT - 4 GAUGE

Length	# of Plugs	Part No. w/ WeatherSeal™	Stk. Code
10 ft	2	7SD102MW	37321
12 ft	2	7SD122MW	37322
15 ft	2	7SD152MW	37323
20 ft	2	7SD202MW	37324



DUAL/SINGLE POLE CABLE ASSEMBLIES

SINGLE POLE BATTERY/TAILGATE POWERCOIL - 4 GAUGE RED

- Two single pole plugs
- Typically used for direct power to tailgates and for charging remote batteries
- 4 gauge fine strand copper conductors
- Excellent coil memory and durability
- High performance & flexibility in temperatures as low as -85°F (-65°C)
- Unique *WeatherSeal™* weatherproof barrier protects critical wire connections from corrosion
- Rugged jacket is resistant to abrasion, gasoline, diesel, and road chemicals
- 110 amp continuous capacity at 12 VDC
- 200 amp intermittent capacity at 12 VDC



POWERCOIL - 4 GAUGE - RED (BTG)

Length	Lead Length (tractor x trailer)	Part No. w/ Spring Guards	Stk. Code	Part No. w/ WeatherSeal™	Stk. Code
12 ft	12" x 12"	7BTG222MG	37096	7BTG222MW	37097
15 ft	12" x 12"	7BTG522MG	37100	7BTG522MW	37101
15 ft	24" x 12"	7BTG524MG	37474	7BTG524MW	37472
15 ft	48" x 12"	7BTG542MG	37103	7BTG542MW	37104


STRAIGHT - 4 GAUGE - RED



Length	# of Plugs	Part No. w/ WeatherSeal™	Stk. Code
10 ft	2	7S102MW	37313
12 ft	2	7S122MW	37314
15 ft	2	7S152MW	37315
20 ft	2	7S202MW	37316

SINGLE POLE BATTERY/TAILGATE POWERCOIL - 2 GAUGE BLUE

- Two single pole plugs
- 2 gauge fine strand copper conductors
- Excellent coil memory and durability
- High performance & flexibility in temperatures as low as -85°F (-65°C)
- Unique *WeatherSeal™* weatherproof barrier protects critical wire connections from corrosion
- Rugged jacket is resistant to abrasion, gasoline, diesel, and road chemicals



POWERCOIL - 2 GAUGE - BLUE (HTB)

Length	Lead Length (tractor x trailer)	Part No. w/ Spring Guards	Stk. Code	Part No. w/ WeatherSeal™	Stk. Code
12 ft	12" x 12"	7HTB222MG	37378	7HTB222MW	37377
15 ft	12" x 12"	7HTB522MG	37381	7HTB522MW	37382
15 ft	48" x 12"	7HTB542MG	37383	7HTB542MW	37384


PLUGS & SOCKETS - DUAL/SINGLE POLE

DOUBLEDUAL™ PLUG

AN INDUSTRY FIRST - TECTRAN'S ONE-PLUG SOLUTION!

This innovative design eliminates the need to stock multiple plug and cable configurations.

The **DOUBLEDUAL™** is compatible with any "old style" vertical or horizontal socket.



DOUBLEDUAL™



Part No. 670-DDSG
Stk. Code 38796

- Durable die-cast housing for rugged service
- Spring guard for cable bend restriction
- Heavy duty, double gusseted handles
- Screw termination
- Meets the performance requirements of the new SAE J3082 standard (11/2015)

DUAL POLE PLUGS

- Polarized contacts
- 200 amp capacity
- Durable die-cast housing for rugged service
- Spring guard for cable bend restriction
- Heavy duty, double gusseted handles
- Crimp termination plugs include heat shrink tubing
- Meets the performance requirements of the new SAE J3082 standard (11/2015)



HORIZONTAL



VERTICAL

TERMINATION OPTIONS



SCREW TERMINATION



CRIMP TERMINATION

Part No.	Stk. Code	Description	Termination
670-19SG	38605	Horizontal plug assembly	Screw
670-21SG	38036	Horizontal plug assembly	Crimp
670-29SG	38564	Vertical plug assembly	Screw
670-27SG	38314	Vertical plug assembly	Crimp

DUAL POLE SOCKETS

- Durable die-cast housing for rugged service
- Horizontal socket includes 4 gauge crimpable copper lugs
- Vertical socket includes 4 & 6 gauge crimpable copper lugs
- Heavy duty, extra thick mounting ears
- Sloped barrel prevents water from collecting
- Integrated drain channel diverts water away from plug
- Stainless steel door spring
- Meets the performance requirements of the new SAE J3082 standard (11/2015)



HORIZONTAL



VERTICAL



REPLACEMENT PARTS

Part No.	Stk. Code	Description
670-722	38088	Boot for back of socket
670-00	38016	Mounting bracket
670-7203G	38427	Standard housing mounting gasket
5012-44	34045	4 gauge lug, 1/4" stud hole
5012-64	34056	6 gauge lug, 1/4" stud hole

Part No.	Stk. Code	Description
670-22	38040	Horizontal socket assembly with red door
670-28	38315	Vertical socket assembly
670-285	38642	Vertical socket assembly with red door




PLUGS & SOCKETS - DUAL/SINGLE POLE

SINGLE POLE PLUGS

- Plug assembly comes with a copper lug for external ground connection
- Grounding lug accepts 2 gauge cable
- Continuous duty capacity of 300 amps
- Durable die-cast housing for rugged service
- Spring guard for cable bend restriction
- Heavy duty, double gusseted handles
- Crimp termination plugs include heat shrink tubing



TERMINATION OPTIONS



SCREW TERMINATION CRIMP TERMINATION

Part No.	Stk. Code	Description	Termination
670-09SG	38606	Single pole plug assembly	Screw
670-11SG	38019	Single pole plug assembly	Crimp

SINGLE POLE SOCKETS

- 2 gauge copper lug included
- Heat shrink tubing included
- Durable die-cast housing for rugged use
- Heavy duty, extra thick mounting ears
- Sloped barrel prevents water from collecting
- Integrated drain channel diverts water away from plug
- Stainless steel door spring



Part No.	Stk. Code	Description
670-12	38023	Socket assembly with red door

REPLACEMENT PARTS

Part No.	Stk. Code	Description
670-722	38088	Boot for back of socket
670-00	38016	Mounting bracket
670-7203G	38427	Standard housing mounting gasket
5012-25	34031	Lug, 2 gauge stud 5/16" hole
5012-45	34048	Lug, 4 gauge stud 5/16" hole

RV POWERCOILS & CONNECTORS

6-WAY POWERCOILS - BLACK CABLE - 6/14 GAUGE

- Used for RVs, including boat, snowmobile, and utility trailers
- Extremely flexible, even in brutally cold conditions as low as -85°F (-65°C)
- Abrasion resistant outer jacket is highly resistant to UV rays and commonly encountered chemicals such as diesel fuel and hydraulic oil
- Die-cast Buffalo Plugs with heavy duty double gusseted handles



Length	Part No.	Stk. Code
6 ft	7R6062M	37212
8 ft	7R6082M	37213
10 ft	7R6102M	37214
12 ft	7R6122M	37215
15 ft	7R6152M	37216

6-WAY PLUGS & SOCKETS

- Available in durable die-cast housing for rugged service
- Die-cast Buffalo Plugs with heavy duty double gusseted handles
- Spring guard for cable bend restriction
- Bull-Nose socket, barrel shaped body is sloped so water cannot pool
- Integrated drain channel diverts water away from plug
- Stainless steel door spring

Part No.	Stk. Code	Description
670-61SG	38056	Plug assembly with spring guard
670-61	38052	Plug assembly
670-62	38059	Socket assembly
670-725	38678	Boot for back of socket



4-WAY POWERCOILS - BLACK CABLE - 4/14 GAUGE

- Used for RVs, including boat, snowmobile, and utility trailers
- Extremely flexible, even in brutally cold conditions as low as -85°F (-65°C)
- Abrasion resistant outer jacket is highly resistant to UV rays and commonly encountered chemicals such as diesel fuel and hydraulic oil
- Die-cast Buffalo Plugs with heavy duty double gusseted handles



Length	Part No.	Stk. Code
6 ft	7R4062M	37203
8 ft	7R4082M	37205
10 ft	7R4102M	37207
12 ft	7R4122M	37208
15 ft	7R4152M	37209

4-WAY PLUGS & SOCKETS

- Available in durable die-cast housing for rugged service
- Die-cast Buffalo Plugs with heavy duty double gusseted handles
- Spring guard for cable bend restriction
- Bull-Nose socket, barrel shaped body is sloped so water cannot pool
- Integrated drain channel diverts water away from plug
- Stainless steel door spring

Part No.	Stk. Code	Description
670-41SG	38047	Plug assembly with spring guard
670-41	38043	Plug assembly
670-42	38049	Socket assembly
670-724	38677	Boot for back of socket





RV PLUGS & SOCKETS

- Multiple body and terminal configurations available
- 7-way blade plugs with blade termination are offered with and without connectors
- Field serviceable



Part No. 690P-71
Stk. Code 38151



Part No. 690P-72
Stk. Code 38153



Part No. 690-72
Stk. Code 38147

SCREW TERMINALS



QUICK CONNECT
TERMINALS



Part No.	Stk. Code	Style	Plug/Socket	Material	Terminals
690-71	38144	7-Way Blade	Plug	Metal	Screw
690P-71	38151	7-Way Blade	Plug	Plastic	Screw
690P-71TB	38514	7-Way Blade	Plug	Plastic	Blade (16-14 gauge quick connects included)
690P71TBB	38562	7-Way Blade	Plug	Plastic	Blade (connectors not included)
690-72	38147	7-Way Blade	Socket	Metal	Screw
690P-72	38153	7-Way Blade	Socket	Plastic	Screw
690-91	38149	9-Way Round pin	Plug	Plastic	Screw
690-92	38150	9-Way Round pin	Socket	Plastic	Screw

ADAPTERS



Part No. 691-74
Stk. Code 38156



Part No. 691-80
Stk. Code 38193



Part No. 691-82
Stk. Code 38194



Part No. 693-74
Stk. Code 38159



Part No. 693-64
Stk. Code 38158



Part No. 693-44
Stk. Code 38157

Part No.	Stk. Code	Description
691-74	38156	7-Way Blade to 4-Way Flat
691-80	38193	7-Way Blade to 6-Way Round, Auxiliary pin in center of 6-Way
691-82	38194	7-Way Blade to 6-Way Round, Brake pin in center of 6-Way
693-74	38159	7-Way Round to 4-Way Flat
693-64	38158	6-Way Round to 4-Way Flat
693-44	38157	4-Way Round to 4-Way Flat



Part No. 791-76
Stk. Code 38164
Adapts trucks equipped with 7-Way plugs to trailers with 6-Way sockets.



Part No. 791-67
Stk. Code 38163
Adapts trucks equipped with 6-Way plugs to trailers with 7-Way sockets

CONTINUITY TESTERS



Part No. 5046
Stk. Code 38006



Part No. 5047
Stk. Code 38007



Part No. 5048
Stk. Code 38008



Part No. 5049
Stk. Code 38009

Part No.	Stk. Code	Description
5046	38006	4-Way Flat Circuit Tester
5047	38007	7-Way Socket Circuit Tester
5048	38008	7-Way Plug Circuit Tester
5049	38009	7-Way Blade Socket Circuit Tester



DON'T FORGET THE DIELECTRIC GREASE!
See page 48 for more information



NOTES



SUSPENSION DEVICES

- Tender Kits
- Pogo Sticks
- TEC-CLAMP™
- Connection Line Clamps

- Hose & Cable Support
- Fifth Wheel Slider Coils
- Fifth Wheel Air Cylinders
- King Pin Lock





TENDER KITS

Standard on all Tender Kits:

- Large snap clip - fits over slider bar
- Heavy duty spring
- Protective sleeve
- Yoke prevents twisting (Double kits only)

TENDER KITS WITH TEC-CLAMP™

Securing tractor/trailer connection lines just got even easier! TECTRAN'S new 3-hole **TEC-CLAMP™** is now available on our Tender Kit products. Simply lock in your lines and go! No tools or hardware needed for fast, easy installations! Versatile design can be used with both rubber air hose or coiled tubing connections.



US PAT. D722,867

TEC-CLAMP™

- Corrosion resistant composite body
- Stainless Steel or E-Coated clip options
- Locking clasp - built to withstand high frequency clamping/unclamping
- Red "power" tab provides maximum application versatility
- "Hose Keeper" holds each line in place while installing other lines



Part No.	Stk. Code	Description	Length
9820-1	47281	Single Tender Kit	16"
9821-1	47283	Single Tender Kit	25"
9820-2	47282	Double Tender Kit	16"
9821-2	47284	Double Tender Kit	25"

TENDER KITS WITH AIR POWERLINE TEC-CLAMP™

Connecting AirPower Lines just got easier!

- Clamp body design is optimized to fit TECTRAN's 3-In-One AirPower lines
Patent Pending

Part No.	Stk. Code	Description	Length
9920-2	47326	Double Tender Kit	16"
9921-2	47327	Double Tender Kit	25"



HYDRAULIC TENDER KIT

Part No. 9422-2
Stk. Code 47148

- Double Kit - 25"
- Hanger bracket mounting assembly



TENDER KITS WITH "BEEFY" 3-HOLE CLAMP



Part No.	Stk. Code	Description	Length
9420-1	47092	Single Tender Kit	16"
9421-1	47094	Single Tender Kit	25"
9420-2	47093	Double Tender Kit	16"
9421-2	47095	Double Tender Kit	25"

TEC TIP

TENDER KIT SELECTION GUIDELINES

When deciding which tender kits length will best suit your needs there are a few factors to take into consideration:

First, the out-of-the-package weight of two air hoses and a single cable tractor-trailer connection line is between 15 and 20 lbs. Second, when extended to full working length during a tight right-hand turn, the force exerted by these lines on a tender spring is nearly 80 lbs and can be up to 120 lbs in very cold weather.

A good rule of thumb when selecting either a 16" or 25" tender length is that the springs should not be pulled more than twice their "fully relaxed" length during turns. A Dual tender spring is strongly advised in all cases, but particularly for installations that will be exposed to very cold temperatures or expected to work within tight yard spaces where jackknifing is common.

For complete Tectran Patent & Trademark information, see www.tectran.com/patents

TENDER KITS

Standard on all Tender Kits:

- Large snap clip - fits over slider bar
- Heavy duty spring
- Protective sleeve
- Yoke prevents twisting (Double kits only)

TENDER KITS - NO CLAMPS

Tender kits without a clamping device promotes order flexibility and minimizes cost in having to inventory multiple tender-to-clamp configurations. Whether servicing a coiled cable assembly or a straight hose connection system, a clamp-less tender kit makes it convenient to mix/match the desired clamping solution.



Part No.	Stk. Code	Description	Length
9420-1-NC	23065	Single Kit - no clamp	16"
9421-1-NC	47335	Single Kit - no clamp	25"
9420-2-NC	23063	Double Kit - no clamp	16"
9421-2-NC	47336	Double Kit - no clamp	25"

TENDER KIT REPLACEMENT PARTS

Part No.	Stk. Code	Description
9429	47107	16" Sleeve only
9428	47102	25" Sleeve only
94-0104	47128	Large Snap Clip - 1 3/4" ID
9427	47101	Large Ring - 1 3/4" ID
9429-6	47108	Post & Screws (10 Pack)



Part No. 9429
Stk. Code 47102



Part No. 94-0104
Stk. Code 47128



Part No. 9427
Stk. Code 47101

UNDER CARRIAGE TENDER KITS

Complete with:

- Beam Clip (94-0108)
- 13" Heavy duty spring
- 2 or 3-Hole clamp hanger



Part No. 9417-3
Stk. Code 47212



Part No. 9417-3T
Stk. Code 47222



Part No. 9417-1
Stk. Code 47157

Part No.	Stk. Code	Description	Spring	Clamp
9417-1	47157	Tender Kit - Slider	13"	2-Hole Clamp
9417-2	47161	Tender Kit - Slider	13"	3-Hole Clamp - holds 2 air lines, 1 power cable
9417-3	47212	Under Carriage Slider Hose Tender	2.5"	3-Hole clamp - holds 3 air lines
9417-3T	47222	Under Carriage Slider Hose Tender	2.5"	3-Hole clamp - holds 3 air lines w/ Cable Tie



Part No. 9417-2
Stk. Code 47161

HOSE SUPPORT SPRINGS

- All springs have double-looped ends for easy attachment and to prevent opening
- Springs are plated for corrosion protection




Part No.	Stk. Code	Length	O.D.	Application
915	47273	8"	1 1/8"	Heavy duty
916	47325	11"	1"	Heavy duty
911	47002	13"	3/4"	Regular duty
912	47004	13"	1"	Heavy duty
913	47006	16"	1 1/16"	Extra heavy duty
910U	47224	24"	1 1/8"	Heavy duty (undercarriage)
910	47001	25 1/2"	1 1/8"	Extra heavy duty (for hookup lines)
914	47142	25 1/2"	1 5/16"	Super duty (hydraulic grade)



SLIDER BARS

- Type 304 stainless steel
- 3/4" diameter
- Elongated mounting holes cover a range of mounting hole locations



Part No.	Stk. Code	Description	Overall Length
9425	47099	Mounting holes spaced 42" - 45"	46.5"
9426	47100	Mounting holes spaced 34.5" - 37.5"	39"
9424	47098	Mounting holes spaced 17.5" - 20.5"	20.5"

SLIDER BARS WITH TENDER KIT SETS 3-HOLE "BEEFY" CLAMP



- Kits include one Slider Bar & one Tender Kit

Part No.	Stk. Code	Slider Bar	Tender Kit
9431-1	47113	46.5" (9425)	16" Single (9420-1)
9431-2	47114	46.5" (9425)	16" Double (9420-2)
9430-1	47111	46.5" (9425)	25" Single (9421-1)
9430-2	47112	46.5" (9425)	25" Double (9421-2)
9433-1	47117	39" (9426)	16" Single (9420-1)
9433-2	47118	39" (9426)	16" Double (9420-2)
9432-1	47115	39" (9426)	25" Single (9421-1)
9432-2	47116	39" (9426)	25" Double (9421-2)

SLIDER BARS WITH TENDER KIT SETS 3-HOLE TEC-CLAMP™



PATENT D722,867



- Kits include one Slider Bar & one Tender Kit

Part No.	Stk. Code	Slider Bar	Tender Kit
9831-1	47287	46.5" (9425)	16" Single (9820-1)
9831-2	47288	46.5" (9425)	16" Double (9820-2)
9830-1	47285	46.5" (9425)	25" Single (9821-1)
9830-2	47286	46.5" (9425)	25" Double (9821-2)
9833-1	47291	39" (9426)	16" Single (9820-1)
9833-2	47292	39" (9426)	16" Double (9820-2)
9832-1	47289	39" (9426)	25" Single (9821-1)
9832-2	47290	39" (9426)	25" Double (9821-2)

POGO STICKS

POGO STICKS WITH TEC-CLAMP™

Securing tractor/trailer connection lines just got even easier! TECTRAN'S new 3-hole **TEC-CLAMP™** is now available on our pogo sticks. Simply lock in your lines and go! No tools or hardware needed for fast, easy installations! Versatile design can be used with both rubber air hose or coiled tubing connections



PATENT D722,867

TEC-CLAMP™

- Corrosion resistant composite body
- Stainless Steel or E-Coated clip options
- Locking clasp - built to withstand high frequency clamping/unclamping
- Red "power" tab provides maximum application versatility
- "Hose Keeper" holds each line in place while installing the other line



PATENT D722,867

Pogo sticks include 3-hole

TEC-CLAMP™

Part No. 9888

Stk. Code 47261

Part No.	Stk. Code	Description	Length
9800D-2	47293	Zinc	24"
9800E-2	47294	Zinc	40"
9800L-2	47299	Zinc	50"
9800F-2	47295	Chrome	24"
9800G-2	47296	Chrome	40"
9800M-2	47300	Chrome	50"
9800J-2	47298	Stainless Steel	24"
9800H-2	47297	Stainless Steel	40"

POGO STICKS WITH AIRPOWER LINE TEC-CLAMP™



Patent Pending

Pogo sticks include APL

TEC-CLAMP™

Part No. 9890ST

Stk. Code 47315



Part No.	Stk. Code	Description	Length
9900D-2	47337	Zinc	24"
9900E-2	47338	Zinc	40"
9900L-2	47339	Zinc	50"
9900F-2	47342	Chrome	24"
9900G-2	47343	Chrome	40"
9900M-2	47344	Chrome	50"
9900J-2	47340	Stainless Steel	24"
9900H-2	47341	Stainless Steel	40"

POGO STICKS WITH 3-HOLE "BEEFY" CLAMP

The Industry's FIRST Stainless Steel Pogo Stick

- Stainless steel type 304SS offers corrosion resistance
- Polished to a mirror finish the stainless steel pogo stick comes shining through, even in a harsh environment
- 66% stronger than other pogo sticks



"Beefy" clamp

Part No. 94-0000

Stk. Code 47195



Clamp Included				Without Clamp	
Part No.	Stk. Code	Description	Length	Part No.	Stk. Code
9400D-2	47054	Zinc	24"	9400D	47053
9400E-2	47056	Zinc	40"	9400E	47055
9400L-2	47143	Zinc	50"	9400L	47147
9400F-2	47058	Chrome	24"	9400F	47057
9400G-2	47060	Chrome	40"	9400G	47059
9400M-2	47150	Chrome	50"	9400M	47149
9400J-2	47122	Stainless Steel	24"	9400J	47121
9400H-2	47064	Stainless Steel	40"	9400H	47063

POGO STICKS WITHOUT CLAMP

Pogo sticks without a clamping device promotes order flexibility and minimizes cost in having to inventory multiple pogo-to-clamp configurations. Whether servicing a coiled cable assembly or a straight hose connection system, a clamp-less pogo stick makes it convenient to mix/match the desired clamping solution.

For complete Tectran Patent & Trademark information, see www.tectran.com/patents



TEC-CLAMPS™



CLAMP. LOCK. GO.



HEAVY DUTY clamp design. Superior strength & high performance in the most extreme application environments.

VERSATILE design can be used with rubber air brake hose or coiled tubing connections. Compatible with Tender Kit & Pogo Stick suspensions

EASY to use locking clasp.
No tools needed for fast, easy installations



- Corrosion resistant composite body
- Stainless Steel or E-Coated clip options
- Locking clasp - built to withstand high frequency clamping/unclamping
- Red "power" tab provides maximum application versatility
- "Hose Keeper" holds each line in place while installing the other line
- Quick guide installation instructions embossed on clamp body
- Versatile design can be used with both rubber air hose or coiled tubing



US PAT. D761,643



US PAT. D722,867



US PAT. D761,644

Part No.	Stk. Code	Description
9887	47301	2-Hole with E-coated clip
9887ST	47302	2-Hole with Stainless steel clip
9888	47261	3-Hole with E-coated clip
9888ST	47269	3-Hole with Stainless steel clip
9889	47303	4-Hole with E-coated clip
9889ST	47304	4-Hole with Stainless steel clip


AIRPOWER LINE TEC-CLAMP™



Patent Pending

Part No. 9890ST
Stk. Code 47315

- Body design is optimized to fit TECTRAN 3-In-One AirPower lines
- Clamp should be installed around spiral wrap
- Stainless steel clip



REPLACEMENT PARTS

Part No.	Stk. Code	Description
9888TAB	47270	Red "power" insert tab (10 pack)
9888TAB2	47334	Red "power" insert tab (2 pack)
94-0102	47067	Stainless steel clips (5 Pack)
94-0107	47332	Stainless steel clips (1 Pack)
94-0106	47271	E-coated clip (1 Pack)



Part No. 9888TAB
Stk. Code 47270

Part No. 94-0106
Stk. Code 47271



Part No. 94-0102
Stk. Code 47067



For complete Tectran Patent & Trademark information, see www.tectran.com/patents

CLAMPS - AIR/POWER LINES

- "Beefy" clamp features wide clamping surfaces - providing better kink protection for air & electrical lines
- Outside 3/4" holes hold 3/8" I.D. hoses or spring guard protected aircoil leads
- The center hole is for any 7 conductor or ABS trailer cable



Part No. 94-022
Stk. Code 47069



Part No. 94-0000
Stk. Code 47195



Part No. 94-0002
Stk. Code 47010

Part No. 94-0004
Stk. Code 47127




Part No. 94-0011
Stk. Code 47209



Part No. 94-0013
Stk. Code 47217



Part No. 94-0006
Stk. Code 47123



Part No. 94-0007
Stk. Code 47130

Part No.	Stk. Code	Description	Made for Holding:
940-22	47069	2 Hole - 1 Eye-Bolt	2 air
940-0022	47236	2 Hole - 1 Hex-Bolt	2 air
94-0000	47195	3 Hole - 1 U-Bolt	Dual air/1 power lines
94-0001	47009	3 Hole - 1 U-Bolt & 1 Eye-Bolt	Dual air/1 power lines
94-0002	47010	3 Hole - 2 Eye-Bolts	Dual air/1 power lines
94-0004	47127	3 Hole - 2 Hexhead Bolts	Dual air/1 power lines
94-0008	47187	3 Hole - 1 U-Bolt & 6" Cable tie	Dual air/1 power lines
94-0011	47209	3 Hole - 1 V-Bolt	3 air lines
94-0013	47217	3 Hole - 1 V-Bolt & Cable tie	3 air lines
94-0007	47130	4 Hole - 1 U-Bolt	4 air lines
94-0010	47208	4 Hole - 1 U-Bolt	Dual air/dual power lines
94-0006	47123	6 Hole - 1 U-Bolt & 1 Eye-Bolt	4 air/2 power lines

HOSE SPACERS

- Made of high-impact nylon
- Can be mounted by means of a cable tie or suspended from a hose support spring



Part No. 940-5
Stk. Code 47075



Part No. 940-52
Stk. Code 47076



Part No. 940-585
Stk. Code 47188

Part No.	Stk. Code	Description
940-5	47075	Two - 3/8" I.D hoses
940-52	47076	Four - 3/8" I.D hoses
940-58	47077	Two - 1/2" I.D. hoses
940-582	47078	Four - 1/2" I.D. hoses
940-584	47231	3/8" I.D. hose & 1/4" I.D. hose
940-585	47188	1/2" I.D. hose & 3/8" I.D. hose



HOSE & CABLE SUPPORT ACCESSORIES



Part No. 9409
Stk. Code 47081

3-function holder made of durable nylon. Stores one 7-way electrical plug and two gladhands.



Part No. 9409-2
Stk. Code 47082

4-function holder made of durable nylon. Stores two electrical plugs and two gladhands.



Part No. 9405
Stk. Code 47074


Plug holder is spring loaded to securely hold the plug in place when not in use. Protects electrical contacts from dirt and corrosion.



Part No. 9410
Stk. Code 47088

Dummy coupling mounts on pogo stick or back of cab to hold one gladhand.

HARDWARE KIT



Part No. 9409H
Stk. Code 47086

Hardware kit for mounting cable caddy on pogo stick.


FIFTH WHEEL SLIDER COILS

- Self-storing, adjustable length
- Kits come with frame fitting, elbow, cable tie and instruction sheet for easy, quick installation
- (2) 1/4" NPT male fittings with spring guards supplied
- Single-wall, 1/4", nylon tubing meets SAE J844 - Type A specifications
- Meets DOT FMVSS 106 Standard

Part No.	Stk. Code	Description
K180	12232	Complete Fifth Wheel Slider Kit - 54" coil w/hardware
K180-72	12233	Complete Fifth Wheel Slider Kit - 72" coil w/hardware
14210	23002	Coil w/ springs & fittings - 54"
14210-72	23005	Coil w/ springs & fittings - 72"

Extra fittings for coils: **Part No.** 1368-4B **Stk. Code** 85050

KIT CONTENTS



FIFTH WHEEL AIR CYLINDER

- Port Size - 1/4" NPT
- Shaft Size - 5/8" diameter
- Stroke - 6 1/2"
- Clevis Hole - 7/32" diameter
- Retracted Length - 12 3/4"
- Extended Length - 19 1/4"
- Recommended Operating Pres.- 100 psi / Max Op. Pres.- 125 psi
- Maximum Thrust - @ 125 psi = 612 lbs / @ 100 psi = 490 lbs

Part No. 29-1405
Stk. Code 12091



KING PIN LOCK

Part No. 1015
Stk. Code 56001

- Zinc plated
- Supplied with 2 keys



Part No. 1016
Stk. Code 56005

- Sign hangs from King Pin Lock - warning driver it is installed
- Slip lasso over lock
- Highly visible bright yellow
- Made of long lasting vinyl





NOTES





TUBING, HOSES, & CLAMPS

- Air Brake Tubing
- Tubing Clamps & Clips
- Hose Spacers & Support Springs
- Air Brake Hose
- Air Brake Hose Assemblies
- Air Shift Transmission Hose
- Nose Box Hose Assemblies

- Slider Hose Assemblies
- Discharge Hose
- Cab Hoses & Accessories
- Tire Inflation Hose
- Brake Lines
- General Hose & Tubing
- Heater Hose

- Silicone Hose
- Connector Hose
- Hose Clamps
- Muffler Clamps
- Exhaust Clamps



AIR BRAKE TUBING

- Superior cold weather flexibility and abrasion resistance
- UV and ozone resistant nylon
- Conforms to our own rigorous qualification and inspection testing which exceed SAE & DOT requirements
- Designed to operate at up to 150 psi in air brake systems
- Resistant to exposure by gasoline, diesel fuel and commonly used road and cleaning chemicals
- Air Brake Tubing available on bulk spools or by using suffix for packages
- Operating range: -40°F- 200°F
- Not made for fuel
- Meets or exceeds SAEJ844 (Type A - non-reinforced & Type B - reinforced)
- Air Brake Tubing identified per SAE J844 & FMVSS No. 106 Brake Hoses, 49 CFR 571.106 Meets or exceeds DOT requirements for use with compression fittings

NOTE: SAE does not recognize 1/8", 5/32" or 3/16" O.D. tubing for use with air brake systems



AVAILABLE IN BAGS - 50 FT & 100 FT




AVAILABLE ON REELS - 250 FT+



TUBING REEL HUB

Part No. 08-P4122R
Stk. Code 99981

Hub is designed to reinforce the core of TECTRAN's corrugated spools which are used to house our air brake tubing



Nominal O.D.	Nominal Wall	Color	Part No.	Stk. Code	Length
1/8"	0.023"	Black	1922-01	26001	2000 ft
			1922-01-1	26002	100 ft
			1922-01-T	26003	50 ft
5/32"	0.032"	Black	19225-01	26008	1000 ft
			19225-011	26009	100 ft
			19225-01T	26011	50 ft
		Blue	19225-02	26391	1000 ft
		Green	19225-04	26392	1000 ft
Red	19225-05	26390	1000 ft		
3/16"	0.035"	Black	1923-01	26013	1000 ft
			1923-01-1	26014	100 ft
			1923-01-T	26015	50 ft
1/4"	0.040"	Black	1924-01	26016	1000 ft
			1924-01-1	26017	100 ft
			1924-01-T	26020	50 ft
		Blue	1924-02	26021	1000 ft
			1924-02-1	26022	100 ft
		1924-02-T	26024	50 ft	
		Orange	1924-03	26025	1000 ft
			1924-03-1	26026	100 ft
			1924-03-T	26028	50 ft
		Green	1924-04	26029	1000 ft
			1924-04-1	26030	100 ft
			1924-04-T	26032	50 ft
			Red	1924-05	26033
		1924-05-1		26034	100 ft
1924-05-T	26036	50 ft			
Yellow	1924-07	26037	1000 ft		
	1924-07-1	26038	100 ft		
	1924-07-T	26040	50 ft		
5/16"	0.040"	Black	1925-01	26041	500 ft
			1925-01-1	26042	100 ft
			1925-01-T	26043	50 ft
3/8"	0.062"	Blue	1926-01	26044	500 ft
			1926-01-1	26045	100 ft
			1926-01-T	26049	50 ft
			1926-02	26050	500 ft
			1926-02-1	26051	100 ft
			1926-02-T	26052	50 ft

AIR BRAKE TUBING

Nominal O.D.	Nominal Wall	Color	Part No.	Stk. Code	Length	
3/8"	0.062"	Orange	1926-03	26053	500 ft	
			1926-03-1	26054	100 ft	
			1926-03-T	26055	50 ft	
		Green	1926-04	26056	500 ft	
			1926-04-1	26057	100 ft	
			1926-04-T	26058	50 ft	
		Red	1926-05	26059	500 ft	
			1926-05-1	26060	100 ft	
			1926-05-T	26062	50 ft	
		White	1926-06-T	26389	50 ft	
			Yellow	1926-07	26063	500 ft
				1926-07-1	26064	100 ft
1926-07-T	26065	50 ft				
1/2"	0.062"	Black	1928-01	26068	500 ft	
			1928-01-1	26069	100 ft	
			1928-01-T	26073	50 ft	
		Blue	1928-02	26074	500 ft	
			1928-02-1	26075	100 ft	
			1928-02-T	26076	50 ft	
		Orange	1928-03	26077	500 ft	
			1928-03-1	26078	100 ft	
			1928-03-T	26079	50 ft	
		Green	1928-04	26080	500 ft	
			1928-04-1	26081	100 ft	
			1928-04-T	26082	50 ft	
		Red	1928-05	26083	500 ft	
			1928-05-1	26084	100 ft	
			1928-05-T	26086	50 ft	
		Yellow	1928-07	26088	500 ft	
			1928-07-1	26089	100 ft	
			1928-07-T	26090	50 ft	
5/8"	0.092"	Black	1930-01	26095	250 ft	
			1930-01-1	26096	100 ft	
			1930-01-T	26098	50 ft	
		Green	1930-04	26102	250 ft	
			1930-04-1	26103	100 ft	
			1930-04-T	26104	50 ft	
		Red	1930-05	26105	250 ft	
			1930-05-1	26106	100 ft	
			1930-05-T	26107	50 ft	
3/4"	0.092"	Black	1932-01	26108	250 ft	
			1932-01-1	26109	100 ft	
			1932-01-T	26110	50 ft	
		Green	1932-04	26386	250 ft	
			1932-04-1	26387	100 ft	
			1932-04-T	26388	50 ft	

NYLON TUBING REPAIR KIT

Part No. CAB28
Stk. Code 99097

Convenient kit contains 12" pieces of nylon tubing along with union fittings, a handy tube cutter, cable ties and tube clamps all in one place, providing everything needed for the repair of 1/8" through 5/8" OD nylon tubing.



HOSE & TUBE CUTTER

Part No. 5035
Stk. Code 51180



Part No. 5035-1
Stk. Code 51181



NYLON TUBING CUTTER

Part No. SC-1
Stk. Code 26111





AIR BRAKE FITTINGS

UNION



FERRULE

BRASS
PUSH-LOCK

COMPOSITE
PUSH-LOCK

Tube Size	Part No.	Stk. Code	Part No.	Stk. Code	Part No.	Stk. Code
3/8"	1362-6	85017	PL1362-6	87036	QL1362-6	87506
1/2"	1362-8	85018	PL1362-8	87037	QL1362-8	87508

UNION TEE



FERRULE

BRASS
PUSH-LOCK

COMPOSITE
PUSH-LOCK

Tube Size	Part No.	Stk. Code	Part No.	Stk. Code	Part No.	Stk. Code
3/8"	1364-6	85025	PL1364-6	87040	QL1364-6	87515
1/2"	1364-8	85027	PL1364-8	87041	QL1364-8	87517

MALE 45° ELBOW



FERRULE

BRASS
PUSH-LOCK

COMPOSITE
PUSH-LOCK

Tube Size	Pipe Thd	Part No.	Stk. Code	Part No.	Stk. Code	Part No.	Stk. Code
3/8"	1/8"	1374-6A	85104	PL1374-6A	87131	QL1374-6A	85488
3/8"	1/4"	1374-6B	85105	PL1374-6B	87105	QL1374-6B	87599
3/8"	3/8"	1374-6C	85106	PL1374-6C	87106	QL1374-6C	87601
3/8"	1/2"	1374-6D	85107	PL1374-6D	87122	QL1374-6D	87602
1/2"	1/4"	1374-8B	85108	PL1374-8B	87137	QL1374-8B	87211
1/2"	3/8"	1374-8C	85109	PL1374-8C	87121	QL1374-8C	87619
1/2"	1/2"	1374-8D	85110	PL1374-8D	87132	QL1374-8D	87616
5/8"	3/8"	1374-10C	87199	-	-	QL137410C	87615
5/8"	1/2"	1374-10D	85101	PL137410D	87102	QL137410D	87603
3/4"	1/2"	1374-12D	85260	-	-	QL137412D	87212

MALE 90° ELBOW



FERRULE

BRASS
PUSH-LOCK

COMPOSITE
PUSH-LOCK

Tube Size	Pipe Thrd	Part No.	Stk. Code	Part No.	Stk. Code	Part No.	Stk. Code
1/4"	3/8"	1369-4C	85070	PL1369-4C	87078	QL1369-4C	87561
3/8"	1/8"	1369-6A	85071	PL1369-6A	87079	QL1369-6A	87562
3/8"	1/4"	1369-6B	85072	PL1369-6B	87080	QL1369-6B	87564
3/8"	3/8"	1369-6C	85073	PL1369-6C	87081	QL1369-6C	87566
3/8"	1/2"	1369-6D	85074	PL1369-6D	87082	QL1369-6D	87568
1/2"	1/4"	1369-8B	85075	PL1369-8B	87083	QL1369-8B	87569
1/2"	3/8"	1369-8C	85076	PL1369-8C	87084	QL1369-8C	87570
1/2"	1/2"	1369-8D	85077	PL1369-8D	87085	QL1369-8D	87572
5/8"	3/8"	1369-10C	85063	PL136910C	87070	QL136910C	87573
5/8"	1/2"	1369-10D	85064	PL136910D	87071	QL136910D	87574
3/4"	1/2"	1369-12D	85066	PL136912D	85453	QL136912D	85469

MALE RUN TEE



FERRULE

BRASS
PUSH-LOCK

COMPOSITE
PUSH-LOCK

Tube Size	Pipe Thrd	Part No.	Stk. Code	Part No.	Stk. Code	Part No.	Stk. Code
3/8"	1/4"	1371-6B	85089	PL1371-6B	87092	QL1371-6B	87581
3/8"	3/8"	1371-6C	85090	PL1371-6C	87093	QL1371-6C	87582
1/2"	1/4"	1371-8B	90175	-	-	QL1371-8B	85484
1/2"	3/8"	1371-8C	85091	PL1371-8C	87094	QL1371-8C	87583
1/2"	1/2"	1371-8D	85092	PL1371-8D	87129	QL1371-8D	87645
5/8"	1/2"	1371-10D	85086	-	-	QL137110D	87646

FULL BRASS PRODUCT LINE CAN BE FOUND IN THE FITTINGS SECTION OF THIS CATALOG, OR ON OUR WEBSITE www.TECTRAN.com

MALE BRANCH TEE



FERRULE

BRASS
PUSH-LOCK

COMPOSITE
PUSH-LOCK

Tube Size	Pipe Thd	Part No.	Stk. Code	Part No.	Stk. Code	Part No.	Stk. Code
3/8"	1/8"	1372-6A	85096	PL1372-6A	87130	QL1372-6A	85486
3/8"	1/4"	1372-6B	85097	PL1372-6B	87098	QL1372-6B	87589
3/8"	3/8"	1372-6C	85098	PL1372-6C	87099	QL1372-6C	87591
1/2"	1/4"	1372-8B	85344	PL1372-8B	89910	QL1372-8B	85487
1/2"	3/8"	1372-8C	85099	PL1372-8C	87100	QL1372-8C	87593
1/2"	1/2"	1372-8D	85100	PL1372-8D	87101	QL1372-8D	87648
5/8"	1/2"	1372-10D	85093	-	-	QL137210D	87649

MALE CONNECTOR



FERRULE

BRASS
PUSH-LOCK

COMPOSITE
PUSH-LOCK

Tube Size	Pipe Thd	Part No.	Stk. Code	Part No.	Stk. Code	Part No.	Stk. Code
1/4"	3/8"	1368-4C	85051	PL1368-4C	87062	QL1368-4C	87537
3/8"	1/8"	1368-6A	85052	PL1368-6A	87063	QL1368-6A	87539
3/8"	1/4"	1368-6B	85053	PL1368-6B	87064	QL1368-6B	87541
3/8"	3/8"	1368-6C	85054	PL1368-6C	87065	QL1368-6C	87543
3/8"	1/2"	1368-6D	85055	PL1368-6D	87066	QL1368-6D	87545
1/2"	1/4"	1368-8B	85056	PL1368-8B	87067	QL1368-8B	87546
1/2"	3/8"	1368-8C	85057	PL1368-8C	87068	QL1368-8C	87548
1/2"	1/2"	1368-8D	85058	PL1368-8D	87069	QL1368-8D	87550
1/2"	3/4"	1368-8E	85059	-	-	QL1368-8E	85475
5/8"	3/8"	1368-10C	85043	PL136810C	87050	QL136810C	87552
5/8"	1/2"	1368-10D	85044	PL136810D	87051	QL136810D	87553
3/4"	1/2"	1368-12D	85047	PL136812D	87052	QL136812D	87215

BULK HEAD UNION



FERRULE

BRASS
PUSH-LOCK

COMPOSITE
PUSH-LOCK

Tube Size	Part No.	Stk. Code	Part No.	Stk. Code	Part No.	Stk. Code
3/8"	1377-6	85112	PL1377-6	87110	QL1377-6	87605
1/2"	1377-8	85113	PL1377-8	87111	QL1377-8	87606

TUBE CLAMPS & CLIPS

RUBBER COVERED



Clamping Diameter	5/8" Wide Part No.	Stk. Code	Mounting Screw	1/2" Wide Part No.	Stk. Code	Mounting Screw
3/16"	900R	46463	3/8"	900RA	46454	1/4"
1/4"	901R	46017	3/8"	901RA	46018	1/4"
5/16"	902R	46464	3/8"	902RA	46455	1/4"
3/8"	903R	46028	3/8"	903RA	46029	1/4"
7/16"	903R-716	46465	3/8"	903RA-716	46456	1/4"
1/2"	904R	46036	3/8"	904RA	46037	1/4"
9/16"	904R-916	46466	3/8"	904RA-916	46457	1/4"
5/8"	905R	46044	3/8"	905RA	46045	1/4"
3/4"	906R	46051	3/8"	906RA	46052	1/4"
7/8"	906R-78	46467	3/8"	906RA-78	46458	1/4"
1"	907R	46058	3/8"	907RA	46059	1/4"
1 1/8"	907R-118	46468	3/8"	908RA	46459	1/4"
1 1/4"	908R	46063	3/8"	909RA	46460	1/4"
1 3/8"	909R	46469	3/8"	910RA	46461	1/4"
1 7/16"	911R	46470	3/8"	911RA	46462	1/4"
1 1/2"	900R-24	46001	3/8"	-	-	-
2"	900R-32	46003	3/8"	-	-	-
2 1/2"	900R-40	46005	3/8"	-	-	-
3"	900R-48	46007	3/8"	-	-	-
4"	900R-64	46008	3/8"	-	-	-
4 1/2"	900R-72	46009	3/8"	-	-	-
5"	900R-80	46010	3/8"	-	-	-

PLASTISOL DIPPED



Clamping Diameter	Part No.	Stk. Code	Mounting Screw
1/4"	901	46013	1/4"
5/16"	902	46022	1/4"
3/8"	903	46024	1/4"
1/2"	904	46033	1/4"
5/8"	905	46041	1/4"
3/4"	906	46049	5/16"
1"	907	46056	5/16"
1 1/4"	908	46062	5/16"

NYLON

- #10 mounting screw



Clamping Diameter	White Part No.	Stk. Code	Black Part No.	Stk. Code
1/4"	901N	46014	901NB	46015
5/16"	902N	46023	902NB	46447
3/8"	903N	46025	903NB	46026
1/2"	904N	46034	904NB	46035
5/8"	905N	46042	905NB	46043
3/4"	906N	46050	-	-
1"	907N	46057	-	-



TUBE CLAMPS & CLIPS

FRAME CLIPS - ZINC PLATED



Clamping Diameter	Part No.	Stk. Code	Mounting Screw
1/4"	930-4	46075	#10
3/8"	930-6	46076	#10
1/2"	930-8	46077	#10
5/8"	930-10	46071	1/4"
3/4"	930-12	46073	1/4"
1"	930-16	46074	1/4"

FRAME CLIPS

Part No. 920-F3
Stk. Code 46067
 1/2"W x 1 1/2" L
 Panel Thickness - 1/8" - 5/16"
 Dia. Range - 1/8 - 3/8"



Part No. 920-F4
Stk. Code 46069
 1/2"W x 1 1/2" L
 Panel Thickness - 1/8" - 3/16"
 Dia. Range - 1/8" - 1/4"



BEAM CLIP

Part No. 94-0108
Stk. Code 47129



ABS SENSOR TO HOSE CLIP



Part No.	Stk. Code	Sensor Cable Dia.
940-49	47131	.180"
940-50	47203	.250"

HOSE SPACERS

- Made of high-impact nylon
- Can be mounted by means of a cable tie or suspended from a hose support spring



Part No. 940-5
Stk. Code 47075



Part No. 940-52
Stk. Code 47076



Part No. 940-585
Stk. Code 47188

Part No.	Stk. Code	Description
940-5	47075	Two - 3/8" I.D hoses
940-52	47076	Four - 3/8" I.D hoses
940-58	47077	Two - 1/2" I.D. hoses
940-582	47078	Four - 1/2" I.D. hoses
940-584	47231	3/8" I.D. hose & 1/4" I.D. hose
940-585	47188	1/2" I.D. hose & 3/8" I.D. hose

HOSE SUPPORT SPRINGS

- Springs have double-looped ends for easy attachment and to prevent opening
- Springs are plated for corrosion protection



Part No.	Stk. Code	Length	O.D.	Application
915	47273	8"	1 1/8"	Heavy duty
916	47325	11"	1"	Heavy duty
911	47002	13"	3/4"	Regular duty
912	47004	13"	1"	Heavy duty
913	47006	16"	1 1/16"	Extra heavy duty
910U	47224	24"	1 1/8"	Heavy duty (undercarriage)
910	47001	25 1/2"	1 1/8"	Extra heavy duty (for hookup lines)
914	47142	25 1/2"	1 5/16"	Super duty (hydraulic grade)



AIR BRAKE HOSE

- The uniform design consists of interwoven spirals providing greater flexibility and improved twist resistance compared to other spiral designs
- Layers of the hose wall are fully bonded to enhance kink resistance, enabling tighter bends
- The rugged elastomeric hose cover is resistant to gasoline, diesel fuel, oil and commonly used road and cleaning chemicals
- The hose cover may be perforated in some sizes to allow moisture to escape from the reinforcement layer
- UV and ozone resistant
- Designed for operating pressures up to 225 psi
- Operating temperature of -40°F to +200°F (-40°C to +93°C)
- Designed to provide flexible air-connection from frame to axle or between tractor and trailer where exposed to flexing, pulling or impact
- Suitable for use with factory-assembled, permanently attached fittings or with field-attachable, reusable fittings
- Meets or exceeds SAE J1402 - Type A
- Meets or exceeds DOT FMVSS No. 106 - Brake Hoses, 49 CFR 571.106
- Consult our complete Brass section of this catalog for a wide range of compatible end-fittings.



BLACK HOSE

Part No.	Stk. Code	Nominal I.D.	Nominal O.D.	Working Pressure	Min. Bend Radius	Length
1921-4-T	21414	1/4"	5/8"	225	2 1/2"	50 ft Carton
1921-6	21415	3/8"	3/4"	225	3 1/2"	250 ft Spool
1921-6-1	21416	3/8"	3/4"	225	3 1/2"	100 ft Carton
1921-6-T	21418	3/8"	3/4"	225	3 1/2"	50 ft Carton
1921-8	21419	1/2"	7/8"	225	4"	250 ft Spool
1921-8-1	21420	1/2"	7/8"	225	4"	100 ft Carton
1921-8-T	21422	1/2"	7/8"	225	4"	50 ft Carton

The values listed under "Minimum Bend Radius" are SAE recommended minimums. The fully-bonded Tectran hose is capable of tighter bends in certain circumstances. Please consult the factory for application suggestions.

RED/BLUE HOSE

- Color-coded hose helps minimize incorrect tractor/trailer connections



Part No.	Stk. Code	Nominal I.D.	Nominal O.D.	Working Pressure	Min. Bend Radius	Length	Color
13HB6-1	22339	3/8"	3/4"	225	3 1/2"	100 ft Carton	Blue
13HB6-T	22340	3/8"	3/4"	225	3 1/2"	50 ft Carton	Blue
13HR6-1	22341	3/8"	3/4"	225	3 1/2"	100 ft Carton	Red
13HR6-T	22342	3/8"	3/4"	225	3 1/2"	50 ft Carton	Red

ARTICFLEX HOSE

- Cold temperature performance air brake hose
- Rated at -65°F
- Meets SAE J1402 Type A
- Meets or exceeds DOT FMVSS No. 106 - Brake Hoses, 49 CFR 571.106



Part No.	Stk. Code	Hose I.D.	Length
1921A-6	21423	3/8"	250 ft Spool
1921A-6-1	21424	3/8"	100 ft Carton
1921A-6-T	21426	3/8"	50 ft Carton
1921A-8	21427	1/2"	250 ft Spool
1921A-8-1	21460	1/2"	100 ft Carton
1921A-8-T	21461	1/2"	50 ft Carton

REUSABLE HOSE FITTINGS


FULL BRASS PRODUCT LINE CAN BE FOUND IN THE FITTINGS SECTION OF THIS CATALOG, OR ON OUR WEBSITE www.TECTRAN.com

ASSEMBLY (W/ SPRING GUARD) - D.O.T



Part No.	Stk. Code	I.D./ Hose Size	Pipe Thread
102	84001	3/8	1/4
103	84014	3/8	3/8
104	84019	3/8	1/2
103-8	84017	1/2	3/8
104-8	84022	1/2	1/2

SPRING



Part No.	Stk. Code	I.D./ Hose Size
1024	84009	3/8
1024-8	84010	1/2

ASSEMBLY (W/O SPRING GUARD) - D.O.T



Part No.	Stk. Code	I.D./ Hose Size	Pipe Thread
105	84024	3/8	1/4
106	84027	3/8	3/8
107	84030	3/8	1/2
106-8	84028	1/2	3/8
107-8	84033	1/2	1/2

FERRULE



Part No.	Stk. Code	I.D./ Hose Size
1022	84003	3/8
1022-8	84004	1/2

HOSE END KITS

- For 3/8" ID J1402 type A, AI and All hose with a minimum of 3/4" O.D.

FIX-IT PACK



BAG OF 10



BOX OF 100




Part No.	Stk. Code	Thread	Description
70-31402	34274	3/8 NPT	FIX-IT Pack - includes 2 Swivel Ends & 1 Hex Wrench
70-31403	34275	1/2 NPT	FIX-IT Pack - includes 2 Swivel Ends & 1 Hex Wrench
70-31404	34461	3/8 NPT	Bag of 10 Swivel Ends & 1 Hex Wrench
70-31405	34462	1/2 NPT	Bag of 10 Swivel Ends & 1 Hex Wrench
70-31406	35710	3/8 NPT	Case of 5 - 3/8 FIX-IT Packs
70-31407	35711	1/2 NPT	Case of 5 - 1/2 FIX-IT Packs
70-31408*	34463	3/8 NPT	Box of 100 Swivel Ends
70-31409*	34464	1/2 NPT	Box of 100 Swivel Ends
70-31422	35622	3/8 NPT	FIX-IT Pack - includes 2 Swivel Ends & 1 Hex Wrench & 2 Springs

* NOTE: Hex wrench not included

TEFLON PIPE TAPE

Part No. TT1/2
Stk. Code 88617





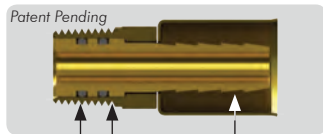
DUAL LIFESWIVEL™ AIR BRAKE HOSE ASSEMBLIES

BLACK HOSE



- **LIFESwivel™** - a live swivel design featuring all brass construction to eliminate corrosion
- **LIFESwivel™** ends allow for movement without binding
- Double O-ring leak free "life" design
- Barbed hose inserts on both ends provide added durability when crimped
- Quick & easy single wrench installs
- Rugged hose construction resistant to UV, ozone, fuels, and other commonly used road chemicals
- Operating temperature: -40°F to 200°F
- Meets or exceeds SAE J1402 - Type A - DOT FMVSS - No. 106 Brake Hoses, 49 CFR 571.10

Cross section of **LIFESwivel™** fitting



Double O-ring seal

Barbed hose inserts on both ends when crimped provide added durability



Dual Swivel Ends

Length	3/8" HOSE I.D.				1/2" HOSE I.D.	
	Dual 3/8" LIFESwivel Ends		Dual 1/2" LIFESwivel Ends		Dual 3/8" LIFESwivel Ends	
	Part No.	Stk. Code	Part No.	Stk. Code	Part No.	Stk. Code
16"	651666	21761	651688	22781	681666	22833
18"	651866	22451	651888	22782	681866	22834
20"	652066	21762	652088	22783	682066	22835
22"	652266	21763	652288	22784	682266	22836
24"	652466	21764	652488	22785	682466	22837
26"	652666	21765	652688	22786	682666	22838
28"	652866	21766	652888	22787	682866	22839
30"	653066	21767	653088	22788	683066	22840
32"	653266	21768	653288	22789	683266	22841
34"	653466	21769	653488	22790	683466	22842
36"	653666	21770	653688	22791	683666	22843
38"	653866	21771	653888	22792	683866	22844
40"	654066	21772	654088	22793	684066	22845
42"	654266	21773	654288	22794	684266	22846
44"	654466	21774	654488	22795	684466	22847
46"	654666	22512	654688	22796	684666	22848
48"	654866	21775	654888	22797	684866	22849
50"	655066	21776	655088	22798	685066	22850
52"	655266	22472	655288	22799	685266	22851
54"	655466	22861	655488	22912	685466	22897
56"	655666	23073	655688	23074	685666	22875
58"	655866	22473	655888	22800	685866	22852
60"	656066	21777	656088	22801	686066	22853
72"	657266	22913	657288	23075	687266	22876
84"	658466	22914	658488	23076	688466	22877


For Lengths not listed in chart, or assemblies with sealant applied, consult price list. Contact Tectran for other end configurations.

For complete Tectran Patent & Trademark information, see www.tectran.com/patents

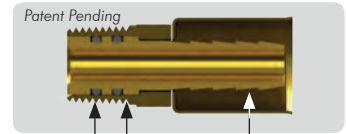
DUAL LIFESWIVEL™ AIR BRAKE HOSE ASSEMBLIES

RED/BLUE HOSE

- **LIFESwivel™** - a live swivel design featuring all brass construction to eliminate corrosion
- **LIFESwivel™** ends allow for movement without binding
- Double O-ring leak free "life" design
- Barbed hose inserts on both ends provide added durability when crimped
- Quick & easy single wrench installs
- Rugged hose construction resistant to UV, ozone, fuels, and other commonly used road chemicals
- Operating temperature: -40°F to 200°F
- Meets or exceeds SAE J1402 - Type A - DOT FMVSS - No. 106 Brake Hoses, 49 CFR 571.10



Cross section of **LIFESwivel™** fitting



Double O-ring seal

Barbed hose inserts on both ends when crimped provide added durability

Length	RED HOSE						BLUE HOSE					
	3/8" HOSE I.D.		1/2" HOSE I.D.		3/8" HOSE I.D.		1/2" HOSE I.D.		3/8" HOSE I.D.		1/2" HOSE I.D.	
	Dual 3/8" LIFESwivel Ends	Dual 1/2" LIFESwivel Ends	Dual 3/8" LIFESwivel Ends	Dual 1/2" LIFESwivel Ends	Dual 3/8" LIFESwivel Ends	Dual 1/2" LIFESwivel Ends	Dual 3/8" LIFESwivel Ends	Dual 1/2" LIFESwivel Ends	Dual 3/8" LIFESwivel Ends	Dual 1/2" LIFESwivel Ends	Dual 3/8" LIFESwivel Ends	Dual 1/2" LIFESwivel Ends
	Part No.	Stk. Code	Part No.	Stk. Code	Part No.	Stk. Code	Part No.	Stk. Code	Part No.	Stk. Code	Part No.	Stk. Code
16"	13R61666	22599	13R61688	22651	13R81666	22703	13B61666	22573	13B61688	22625	13B81666	22677
18"	13R61866	22600	13R61888	22652	13R81866	22704	13B61866	22574	13B61888	22626	13B81866	22678
20"	13R62066	22601	13R62088	22653	13R82066	22705	13B62066	22575	13B62088	22627	13B82066	22679
22"	13R62266	22602	13R62288	22654	13R82266	22706	13B62266	22576	13B62288	22628	13B82266	22680
24"	13R62466	22603	13R62488	22655	13R82466	22707	13B62466	22577	13B62488	22629	13B82466	22681
26"	13R62666	22604	13R62688	22656	13R82666	22708	13B62666	22578	13B62688	22630	13B82666	22682
28"	13R62866	22605	13R62888	22657	13R82866	22709	13B62866	22579	13B62888	22631	13B82866	22683
30"	13R63066	22606	13R63088	22658	13R83066	22710	13B63066	22580	13B63088	22632	13B83066	22684
32"	13R63266	22607	13R63288	22659	13R83266	22711	13B63266	22581	13B63288	22633	13B83266	22685
34"	13R63466	22608	13R63488	22660	13R83466	22712	13B63466	22582	13B63488	22634	13B83466	22686
36"	13R63666	22609	13R63688	22661	13R83666	22713	13B63666	22583	13B63688	22635	13B83666	22687
38"	13R63866	22610	13R63888	22662	13R83866	22714	13B63866	22584	13B63888	22636	13B83866	22688
40"	13R64066	22611	13R64088	22663	13R84066	22715	13B64066	22585	13B64088	22637	13B84066	22689
42"	13R64266	22612	13R64288	22664	13R84266	22716	13B64266	22586	13B64288	22638	13B84266	22690
44"	13R64466	22613	13R64488	22665	13R84466	22717	13B64466	22587	13B64488	22639	13B84466	22691
46"	13R64666	22614	13R64688	22666	13R84666	22718	13B64666	22588	13B64688	22640	13B84666	22692
48"	13R64866	22615	13R64888	22667	13R84866	22719	13B64866	22589	13B64888	22641	13B84866	22693
50"	13R65066	22616	13R65088	22668	13R85066	22720	13B65066	22590	13B65088	22642	13B85066	22694
52"	13R65266	22617	13R65288	22669	13R85266	22721	13B65266	22591	13B65288	22643	13B85266	22695
54"	13R65466	22919	13R65488	23213	13R85466	22922	13B65466	23083	13B65488	23085	13B85466	22917
56"	13R65666	23077	13R65688	23078	13R85666	23081	13B65666	23084	13B65688	23086	13B85666	23087
58"	13R65866	22618	13R65888	22670	13R85866	22722	13B65866	22592	13B65888	22644	13B85866	22696
60"	13R66066	22619	13R66088	22671	13R86066	22723	13B66066	22593	13B66088	22645	13B86066	22697
72"	13R67266	22920	13R67288	23079	13R87266	22923	13B67266	22915	13B67288	23162	13B87266	22918
84"	13R68466	22921	13R68488	23080	13R88466	23082	13B68466	22924	13B68488	23163	13B88466	23164

For Lengths not listed in chart, or assemblies with sealant applied, consult price list. Contact Tectran for other end configurations.



AIR BRAKE HOSE ASSEMBLIES

SINGLE SWIVEL END

- Rugged hose construction resistant to UV, ozone, fuels, and other commonly used road chemicals
- Operating temperature: -40 °F to 200 °F
- Meets or exceeds SAE J1402 - Type A - DOT FMVSS No. 106 - Brake Hoses, 49 CFR 571.106
- Available from stock in a wide selection of lengths and end-configurations



Single Swivel End

Length	3/8" HOSE I.D.				1/2" HOSE I.D.			
	1/4" Fixed x 1/4" Swivel		3/8" Fixed x 3/8" Swivel		3/8" Fixed x 3/8" Swivel		3/8" Fixed x 1/2" Swivel	
	Part No.	Stk. Code	Part No.	Stk. Code	Part No.	Stk. Code	Part No.	Stk. Code
16"	16116	21030	16116-66	21031	18116	21263	18116-68	23066
18"	16118	21033	16118-66	21034	18118	21264	18118-68	21266
20"	16120	21040	16120-66	21042	18120	21269	18120-68	21270
22"	16122	21045	16122-66	21046	18122	21272	18122-68	21273
24"	16124	21049	16124-66	21051	18124	21276	18124-68	21278
26"	16126	21055	16126-66	21056	18126	21283	18126-68	21284
28"	16128	21059	16128-66	21061	18128	21286	18128-68	21287
30"	16130	21064	16130-66	21065	18130	21289	18130-68	21290
32"	16132	21068	16132-66	21069	18132	21293	18132-68	21294
34"	16134	21072	16134-66	21073	18134	21296	18134-68	21297
36"	16136	21076	16136-66	21079	18136	21299	18136-68	21300
38"	16138	21082	16138-66	21083	18138	21302	18138-68	21303
40"	16140	21086	16140-66	21087	18140	21305	18140-68	21306
42"	16142	21090	16142-66	21092	18142	21308	18142-68	21309
44"	16144	21160	16144-66	21095	18144	21311	18144-68	21312
46"	16146	21098	16146-66	21099	18146	21314	18146-68	21315
48"	16148	21102	16148-66	21104	18148	21317	18148-68	21318
50"	16150	21166	16150-66	21168	18150	21320	18150-68	21321
52"	16152	21173	16152-66	21177	18152	21323	18152-68	21324
54"	16154	21109	16154-66	21111	18154	21326	18154-68	21327
56"	16156	21180	16156-66	21113	18156	21329	18156-68	21330
58"	16158	21115	16158-66	21480	18158	21332	18158-68	21333
60"	16160	21116	16160-66	21118	18160	21334	18160-68	21335
72"	16172	21133	16172-66	21135	18172	21349	18172-68	21350
84"	16184	22143	16184-66	21145	18184	21361	18184-68	21362

For Lengths not listed in chart, or assemblies with sealant applied, consult price list. Contact Tectran for other end configurations.

AIR BRAKE HOSE ASSEMBLIES

DUAL SWIVEL ENDS

- Provides the convenience of a second swivel fitting making installation much easier
- Heavy duty metal to metal seal
- Removable adapters allow for easy conversion to various port sizes
- Rugged hose construction resistant to UV, ozone, fuels, and other commonly used road chemicals
- Operating temperature: -40°F to 200°F
- Meets or exceeds SAE J1402 - Type A - DOT FMVSS No. 106 - Brake Hoses, 49 CFR 571.106
- Available from stock in a wide selection of lengths and end-configurations



Length	3/8" HOSE I.D.				1/2" HOSE I.D.	
	Dual 1/4" Swivel Ends		Dual 3/8" Swivel Ends		Dual 3/8" Swivel Ends	
	Part No.	Stk. Code	Part No.	Stk. Code	Part No.	Stk. Code
16"	161SW16	23067	161SW1666	21163	181SW16	21369
18"	161SW18	21164	161SW1866	21165	181SW18	21370
20"	161SW20	22178	161SW2066	21167	181SW20	21371
22"	161SW22	21169	161SW2266	21170	181SW22	21372
24"	161SW24	21171	161SW2466	21172	181SW24	21373
26"	161SW26	22179	161SW2666	21174	181SW26	21375
28"	161SW28	21175	161SW2866	21176	181SW28	21378
30"	161SW30	21178	161SW3066	21179	181SW30	21379
32"	161SW32	22180	161SW3266	21181	181SW32	21380
34"	161SW34	21182	161SW3466	21183	181SW34	21381
36"	161SW36	21185	161SW3666	21186	181SW36	21382
38"	161SW38	22182	161SW3866	21188	181SW38	21384
40"	161SW40	22181	161SW4066	22190	181SW40	21385
42"	161SW42	21192	161SW4266	21193	181SW42	21386
44"	161SW44	22183	161SW4466	21195	181SW44	21207
46"	161SW46	22184	161SW4666	21196	181SW46	21212
48"	161SW48	21197	161SW4866	21198	181SW48	21387
50"	161SW50	23068	161SW5066	21602	181SW50	21388
52"	161SW52	21936	161SW5266	21200	181SW52	21462
54"	161SW54	23069	161SW5466	21201	181SW54	21389
56"	161SW56	23070	161SW5666	21603	181SW56	21390
58"	161SW58	23071	161SW5866	23072	181SW58	22253
60"	161SW60	21203	161SW6066	21204	181SW60	21391
72"	161SW72	21208	161SW7266	21209	181SW72	21394
84"	161SW84	22898	161SW8466	21211	181SW84	21395

For Lengths not listed in chart, or assemblies with sealant applied, consult price list. Contact Tectran for other end configurations.



HOSE ASSEMBLIES & BULK HOSE ALSO AVAILABLE
IN ARTICFLEX HOSE RATED TO -65°F
See page 76 & 82 or visit WWW.TECTRAN.COM



AIR BRAKE HOSE ASSEMBLIES

ARTICFLEX HOSE ASSEMBLIES



- **ArticFlex** - the name is assurance of a flexible, long-lasting, cold temperature performance, hose assembly
- Made using special SAE J1402 hose rated for -65°F
- Meets or exceeds SAE J1402 - Type A - DOT FMVSS No. 106 - Brake Hoses, 49 CFR 571.106



Length	SINGLE SWIVEL END						DUAL SWIVEL ENDS			
	3/8" HOSE I.D.				1/2" HOSE		3/8" HOSE I.D.		1/2" HOSE	
	1/4" Fixed x 1/4" Swvl		3/8" Fixed x 3/8" Swvl		3/8" Fixed x 3/8" Swvl		Dual 3/8" Swivel Ends		Dual 3/8" Swivel Ends	
	Part No.	Stk. Code	Part No.	Stk. Code	Part No.	Stk. Code	Part No.	Stk. Code	Part No.	Stk. Code
16"	16A16	23088	16A16-66	23101	18A16	23108	16ASW1666	23117	18ASW16	23129
18"	16A18	23089	16A18-66	21214	18A18	21396	16ASW1866	21706	18ASW18	23130
20"	16A20	21559	16A20-66	21215	18A20	21397	16ASW2066	21464	18ASW20	21469
22"	16A22	23090	16A22-66	23102	18A22	21938	16ASW2266	23118	18ASW22	23131
24"	16A24	21216	16A24-66	21217	18A24	21398	16ASW2466	21465	18ASW24	21470
26"	16A26	21218	16A26-66	21219	18A26	21399	16ASW2666	21707	18ASW26	23132
28"	16A28	21220	16A28-66	21221	18A28	21400	16ASW2866	21487	18ASW28	21471
30"	16A30	21222	16A30-66	21223	18A30	21401	16ASW3066	21466	18ASW30	21472
32"	16A32	21224	16A32-66	21225	18A32	21402	16ASW3266	21488	18ASW32	21490
34"	16A34	23091	16A34-66	21246	18A34	23109	16ASW3466	21708	18ASW34	23133
36"	16A36	21226	16A36-66	21227	18A36	21403	16ASW3666	21467	18ASW36	21473
38"	16A38	23092	16A38-66	21228	18A38	23110	16ASW3866	23119	18ASW38	23134
40"	16A40	23093	16A40-66	21229	18A40	21404	16ASW4066	21959	18ASW40	23135
42"	16A42	21230	16A42-66	21231	18A42	21405	16ASW4266	21709	18ASW42	23136
44"	16A44	23094	16A44-66	21232	18A44	21406	16ASW4466	23120	18ASW44	23137
46"	16A46	23095	16A46-66	23103	18A46	23111	16ASW4666	23121	18ASW46	23138
48"	16A48	21233	16A48-66	21234	18A48	21407	16ASW4866	21468	18ASW48	21474
50"	16A50	23096	16A50-66	23104	18A50	23112	16ASW5066	23122	18ASW50	23139
52"	16A52	21235	16A52-66	21236	18A52	21408	16ASW5266	23123	18ASW52	23140
54"	16A54	23097	16A54-66	23105	18A54	23113	16ASW5466	23124	18ASW54	23141
56"	16A56	23098	16A56-66	21237	18A56	21409	16ASW5666	23125	18ASW56	23142
58"	16A58	23099	16A58-66	23106	18A58	23114	16ASW5866	23126	18ASW58	23143
60"	16A60	21238	16A60-66	21239	18A60	21410	16ASW6066	21489	18ASW60	21491
72"	16A72	21240	16A72-66	21241	18A72	23115	16ASW7266	23127	18ASW72	23144
84"	16A84	23100	16A84-66	23107	18A84	23116	16ASW8466	23128	18ASW84	23145

For Lengths not listed in chart, or assemblies with sealant applied, consult price list. Contact Tectran for other end configurations.

AIR BRAKE HOSE ASSEMBLIES

45° FEMALE DUAL SWIVEL

- Direct replacement hoses for all late model PACCAR, Peterbilt and Kenworth
- 45° female swivel fittings on both ends
- Rugged hose construction resistant to UV, ozone, fuels, and other commonly used road chemicals
- Operating temperature: -40°F to 200°F
- Meets or exceeds SAE J1402 - Type A - DOT FMVSS No. 106 - Brake Hoses, 49 CFR 571.106



Length	3/8" HOSE I.D.		1/2" HOSE I.D.	
	Dual 3/8" Swivel Ends		Dual 3/8" Swivel Ends	
	Part No.	Stk. Code	Part No.	Stk. Code
16"	16145SW16	23146	18145SW16	23154
18"	16145SW18	21678	18145SW18	21983
20"	16145SW20	21679	18145SW20	21984
22"	16145SW22	23147	18145SW22	21975
24"	16145SW24	21680	18145SW24	21939
26"	16145SW26	21681	18145SW26	21976
28"	16145SW28	21682	18145SW28	21977
30"	16145SW30	21683	18145SW30	21978
32"	16145SW32	21684	18145SW32	21940
34"	16145SW34	21685	18145SW34	21979
36"	16145SW36	21686	18145SW36	21941
38"	16145SW38	23148	18145SW38	23155
40"	16145SW40	21687	18145SW40	22199
42"	16145SW42	21971	18145SW42	21981
44"	16145SW44	21688	18145SW44	22200
46"	16145SW46	23149	18145SW46	23156
48"	16145SW48	21689	18145SW48	21982
50"	16145SW50	23150	18145SW50	23157
52"	16145SW52	23151	18145SW52	23158
54"	16145SW54	21690	18145SW54	23159
56"	16145SW56	23152	18145SW56	23160
58"	16145SW58	23153	18145SW58	23161
60"	16145SW60	21691	18145SW60	22218
72"	16145SW72	21694	18145SW72	22377
84"	16145SW84	21696	18145SW84	22379

**SEE FITTING SECTION FOR SAE 45°
FLARE FITTINGS**
Starting on page 114

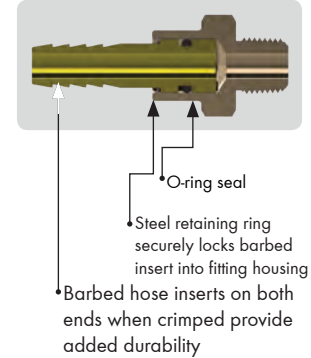




AIR SHIFT TRANSMISSION HOSE ASSEMBLIES

- Live swivel end ensures easy installation & allows for movement without binding
- Wide selection of lengths & custom sizes available
- Steel retaining ring securely locks barbed insert into fitting housing
- Barbed hose inserts on both ends when crimped provide added durability
- Rugged hose construction resistant to UV, ozone, fuels, and other commonly used road chemicals
- Operating temperature: -40° F to 200° F

Cross section of Live Swivel fitting



Length	1/4" HOSE I.D.	
	1/8" Fixed X 1/8" Live Swivel	
	Part No.	Stk. Code
12"	14T12	22234
15"	14T15	22235
16"	14T16	22236
17"	14T17	22237
18"	14T18	22238
20"	14T20	22239
24"	14T24	22240
26"	14T26	22241
27"	14T27	22242
28"	14T28	22243
29"	14T29	22244
30"	14T30	22245
32"	14T32	22246
34"	14T34	22247
36"	14T36	22248

NOSE BOX HOSE ASSEMBLIES

- 3/8" hose I.D.
- 6" long

Part No. 16G06-88

Stk. Code 21917

1/2" NPT ends



Part No. 16G06-88F

Stk. Code 21918

1/2" NPT end to 1/2"-14 Female end



SLIDER HOSE ASSEMBLIES

- 3/8" hose I.D. with factory crimped swivel hose fittings & adapters
- Detachable frame fittings with 7/8"-20 mounting threads
- Integral NT air brake fittings for nylon tubing
- Rugged hose construction resistant to UV, ozone, fuels, and other commonly used road chemicals
- Operating temperature: -40°F to 200°F
- Meets or exceeds SAE J1402 - Type A - DOT FMVSS No. 106 - Brake Hoses, 49 CFR 571.106



Length	Dual 3/8" O.D Tube Fittings		Dual 1/2" O.D Tube Fittings	
	Part No.	Stk. Code	Part No.	Stk. Code
72"	16SL7262	21249	16SL7282	21250
78"	16SL7862	21477	-	-
88"	-	-	16SL8882	21251
96"	16SL9662	21252	16SL9682	21253
102"	16SL10262	21478	16SL10282	21479
108"	16SL10862	21243	16SL10882	21244
112"	16SL11262	21530	16SL11282	21532
120"	16SL12062	21245	16SL12082	21247
138"	16SL13862	21527	16SL13882	21528



ADDITIONAL RESOURCES

Additional information about TECTRAN's Product Line can be found in the Resource Center Library on www.TECTRAN.COM



AIR COMPRESSOR DISCHARGE HOSE ASSEMBLIES

- Teflon inner tube
- Durable stainless steel outer braid
- Maximum working pressure of 1000 psi
- Hose Diameters: 1/2"
- Operating temperatures from -65°F to 450°F



DUAL 5/8" 45° FEMALE SWIVEL

Part No.	Stk. Code	Length
19DSW318	21430	18"
19DSW324	21431	24"
19DSW330	21432	30"
19DSW336	21433	36"
19DSW342	21933	42"
19DSW348	21434	48"
19DSW352	21435	52"
19DSW354	21436	54"
19DSW360	21521	60"
19DSW372	21437	72"
19DSW384	21438	84"
19DSW396	21439	96"



5/8" STRAIGHT TUBE & 5/8" COMPRESSION AIR BRAKE BODY

Part No.	Stk. Code	Length
19DY018	21447	18"
19DY024	21448	24"
19DY030	21449	30"
19DY036	21450	36"



DUAL 5/8" STRAIGHT TUBE

Part No.	Stk. Code	Length
19DT024	21441	24"
19DT038	22450	38"
19DT036	21442	36"



DUAL 5/8" COMPRESSION AIR BRAKE BODY

Part No.	Stk. Code	Length
19DC318	21428	18"
19DC324	21429	24"

BULK DISCHARGE HOSE

- Bulk Hose can be assembled with fittings to desired lengths
- Extruded smooth inner PTFE core tube prevents carbon accumulation
- Stainless steel braided outer reinforcement
- Operating temperature range of -65° F to 450° F



Part No.	Stk. Code	Nominal I.D.	Nominal O.D.	Working Press.	Min. Burst Pres.(psi)	Min. Bend Radius	Length
HR14-10-Q	21493	1/2"	5/8"	1750	7000	6 1/2"	25 ft Coil
HR14-10-1	21494	1/2"	5/8"	1750	7000	6 1/2"	100 ft Coil
HR14-12-Q	21495	5/8"	3/4"	1500	6000	7 1/2"	25 ft Coil
HR14-12-1	21496	5/8"	3/4"	1500	6000	7 1/2"	100 ft Coil

REUSABLE FITTINGS FOR DISCHARGE HOSE



STRAIGHT TUBE

Part No.	Stk. Code	Hose O.D.
19DS-1010	21497	5/8"
19DS-1212	21498	3/4"



FEMALE SWIVEL

Part No.	Stk. Code	Hose O.D.	Pipe Thrd
19DF-1010	21500	5/8"	7/8"-14
19DF-1212	21501	3/4"	1 1/16"-12



STEEL NUT

Part No.	Stk. Code	Hose O.D.
19CN-10	21506	5/8"
19CN-12	21507	3/4"



COMPRESSION

Part No.	Stk. Code	Hose O.D.	Pipe Thrd
19DC-1010	21502	5/8"	13/16"-18
19DC-1212	21503	3/4"	1"-18



BRASS SLEEVE

Part No.	Stk. Code	Hose O.D.
19DCS-10	21504	5/8"
19DCS-12	21505	3/4"



MALE PIPE

Part No.	Stk. Code	Hose O.D.	Pipe Thrd
19DM-0810	21499	5/8"	1/2"-14

CAB HOSES

SHOP COILS

- 1/4" coiled air hose for air tool or other low pressure pneumatic applications
- Self-storing, adjustable length
- 2 x 1/4" NPT male swivel fittings with spring guards are included
- 200 psi is maximum recommended operating pressure at 78 °F
- Dual kit is OSHA compliant (STD 1-13-001) when used with (included) safety tip only

Part No.	Stk. Code	Description	Extended Length	Coil Only Part No.
14504	23013	Single tool kit	25 ft	SC254
14506	23015	Single tool kit	50 ft	SC504
14505	23014	Dual tool kit	25 ft	SC254
14507	23016	Dual tool kit	50 ft	SC504




SINGLE TOOL KIT

- Includes coil assembly along with parts shown below:



DUAL TOOL KIT

- Includes coil assembly along with parts shown below:



CAB BLOWER KIT

- Mounts under seat
- 1/4" tee fitting
- 72" coil with spring guards
- Coil 1/4" diameter tube
- Air Blow Gun A148
- OSHA compliant (STD 1-13-001) when used with (included) safety tip only

Part No.	Stk. Code	Description
14501	23012	Cab blower kit - includes OSHA tip loose in bag
14501-1	23030	Cab blower kit - w/OSHA tip installed in A148 blow gun



Part No. A148OSHA
Stk. Code 23033

VALVE EXTENSION

Part No. AV-06
Stk. Code 23029

- 6" tire inflation valve extension with clamp
- Allows for easy access to check air pressure
- Easy installation






TIRE INFLATION SYSTEM REPLACEMENT HOSES

DIAMONDGUARD HOSES

The unique **DIAMONDGUARD** hoses consist of:

- ← Large diameter bent tube design for outer hoses
- ← Permanent crimped on shell design
- ← Rugged stainless steel braided armor
Flexible, chemical-resistant EPDM core
 - Extreme cut-through & abrasion resistance
 - Superior kink resistance
 - Excellent low temperature properties
- ← Knurled fitting nuts for easy hand-tight installation
- ← Superior check valve design
 - Unsurpassed durability
 - Improved air flow



Part No. P37000
Stk. Code 76031



Part No. P37002
Stk. Code 76035



Part No. P37001
Stk. Code 76033



Part No. P37004
Stk. Code 76267



Part No.	Stk. Code	Description	Rim Diameter	Interchange
P37000	76031	Inner for Dual Wheels	19.5" or Larger	31373-00
P37001	76033	Outer for Dual Wheels	19.5" or Larger	31363-00
P37002	76035	Super Single Wheels & Dual Inner	Single 22.5" or 24.5", Dual Inner 17.5" or Smaller	31374-00
P37003	76266	Inner for Dual Wheels	17.5" or Smaller	n/a
P37004	76267	Outer for Dual Wheels	17.5" or Smaller	31364-00
P38000	76036	Inner for Dual Wheels	19.5" or Larger	PressureGuard direct replacement
P38001	76037	Outer for Dual Wheels	19.5" or Larger	PressureGuard direct replacement
P38002	76038	Super Single Wheels	22.5" or 24.5"	PressureGuard direct replacement
P38003	76039	Inner for Dual Wheels	17.5" or Smaller	PressureGuard direct replacement
P38004	76040	Outer for Dual Wheels	17.5" or Smaller	PressureGuard direct replacement
P39000	76342	Inner for Dual Wheels	Any Size	VS-29003-1 (EC/CP System)
P39001	76343	Outer for Dual Wheels	22.5" or Larger	VS-29004-2 (EC/CP System)
P39002	76344	Super Single Wheels	22.5" or 24.5"	VS-29003-1 (EC/CP System)
P39004	76345	Outer for Dual Wheels	19.5" or Smaller	VS-29004-1 (EC/CP System)

BRAKE LINES

HYDRAULIC BRAKE LINES

- *"SA" suffix - Used for armored brake lines (which have spiral wire winding to protect line from damage by flying materials and allows tubing to be bent without kinking)



Length	3/16" Tubing O.D		1/4" Tubing O.D		5/16" Tubing O.D		3/8" Tubing O.D	
	Part No.	Stk. Code	Part No.	Stk. Code	Part No.	Stk. Code	Part No.	Stk. Code
8"	BL308	24001	BL408	24011	BL508	24019	-	-
12"	BL312	24002	BL412	24012	BL512	24020	B612	24031
12"	BL312SA*	24003	-	-	-	-	-	-
20"	BL320	24004	BL420	24013	BL520	24022	BL620	24032
30"	BL330	24005	BL430	24014	BL530	24024	BL630	24033
20"	BL320SA	24077	-	-	-	-	-	-
30"	BL330SA*	24078	-	-	-	-	-	-
40"	BL340	24006	BL440	24015	BL540	24026	BL640	24035
40"	BL340SA*	24079	-	-	-	-	-	-
51"	BL351	24007	BL451	24016	BL551	24028	BL651	24036
51"	BL351SA*	24080	-	-	-	-	-	-
60"	BL360	24008	BL460	24017	BL560	24030	BL660	24037
60"	BL360SA*	24081	-	-	-	-	-	-
72"	BL372	24009	BL472	24018	-	-	-	-
72"	BL372SA*	24010	-	-	-	-	-	-

SEE FITTING SECTION FOR GREASE FITTING SELECTION
Starting on page 123



STEEL BRAKE LINE TUBING



Part No.	Stk. Code	O.D.	Length
BLT3X25	24038	3/16"	25 ft
BLT4X25	24039	1/4"	25 ft
BLT5X25	24040	5/16"	25 ft
BLT6X25	24041	3/8"	25 ft

CROSSOVER TUBE

Part No. BLXX412
Stk. Code 24042

- Crossover tube for hydraulic brakes
- (2) 1/4" inverted flare nuts





HOSE & TUBING

POLYETHYLENE TUBING

- Applications: air, water, most acids, and alkalis
- Low density
- Tubing is used to vapor proof wiring on trucks and trailers
- Accepts standard brass fittings of the type used on copper tubing, without requiring the use of an insert to support the wall
- Barb type nylon fittings may also be used
- Temperature Range: -40°F to 160°F
- Rated at maximum 75 psi working pressure
- Available in natural color (semi-transparent white) and in sunlight resistant black



Part No.	Stk. Code	Inside Dia.	Outside Dia.	Color	Length
844	27110	11/64	1/4"	Natural	500 ft
845B	21934	3/16"	5/16"	Black	100 ft
846	27112	1/4"	3/8"	Natural	500 ft
846B	27113	1/4"	3/8"	Black	500 ft
848	27115	3/8"	1/2"	Natural	500 ft
848B	27116	3/8"	1/2"	Black	500 ft
850	27119	1/2"	5/8"	Natural	500 ft
850B	27121	1/2"	5/8"	Black	500 ft
852	27123	5/8"	3/4"	Natural	100 ft

FUEL LINE HOSE

- Braided - reinforced
- Automotive and farm equipment fuel lines
- Temperature Range: -25°F to 180°F
- Working pressure 50 psi



Part No.	Stk. Code	Inside Dia.	Outside Dia.	Length
FLH-4	27140	1/4"	1/2"	250 ft
FLH-4-Q	27172	1/4"	1/2"	25 ft
FLH-5	27141	5/16"	9/16"	250 ft
FLH-5-Q	27173	5/16"	9/16"	25 ft
FLH-6	27142	3/8"	5/8"	250 ft
FLH-6-Q	27174	3/8"	5/8"	25 ft

WIRE HOSE CLAMP

- Zinc-plated carbon steel spring wire
- For use with fuel line hose only



Part No.	Stk. Code	Hose I.D.
41538-WHD	90248	3/16", 1/4"
41539-WHD	90249	5/16"
41540-WHD	90250	3/8"

HOSE & TUBING

GENERAL PURPOSE HOSE

- For push on fittings
- Hydraulic oil, mineral oil, antifreeze
- Temperature Range: -40°F to 200°F
- Working pressure 250 psi



Part No.	Stk. Code	Inside Dia.	Outside Dia.	Length
761-4	27166	1/4"	1/2"	250 ft
761-4-T	27167	1/4"	1/2"	50 ft
761-6	27168	3/8"	5/8"	250 ft
761-6-T	27169	3/8"	5/8"	50 ft
761-8	27170	1/2"	3/4"	250 ft
761-8-T	27171	1/2"	3/4"	50 ft
761-10	27164	5/8"	29/32"	250 ft
761-10-T	27165	5/8"	29/32"	50 ft

CLEAR VINYL TUBING

- Water or anti-freeze only. No fuel
- Temperature Range: -20°F to 160°F



Part No.	Stk. Code	Inside Dia.	Outside Dia.	Working Press	Length
JFT-42	27145	1/8"	1/4"	65 psi	100 ft
JFT-64	27147	1/4"	3/8"	55 psi	100 ft
JFT-86	27148	3/8"	1/2"	45 psi	100 ft
JFT-108	27143	1/2"	5/8"	30 psi	100 ft

HEATER HOSE

- Recommended for temperatures -40°F to 275°F
- Elastomer polyester reinforced
- Meets performance requirements of SAE J20 R3 Class D2, SAE J2387
- Made in the USA

STANDARD OEM HOSE - BLACK



Part No.	Stk. Code	Inside Dia.	Length
H11-062	27184	.625"	50 ft
H11-075	27185	.750"	50 ft
H11-075-2	27429	.750"	250 ft

PREMIUM HOSE - RED



Part No.	Stk. Code	Inside Dia.	Length
H14-050	27186	.500"	50 ft
H14-062	27187	.625"	50 ft
H14-075	27188	.750"	50 ft
H14-100	27189	1"	50 ft



SILICONE HOSE

SILICONE HEATER HOSE

- Silicone polyester reinforced wall
- Recommended for temperatures -65°F to 350°F
- High burst strength and excellent heat resistance
- Resistant to coolants, cold leaks, cracking, peeling, aging, and ozone
- Meets performance requirements of SAE J20 R3 Class 4.1.4
- Made in the USA



			MATCHING CLAMP		
Part No.	Stk. Code	ID x Length	Part No.	Stk. Code	Description
H21-038	27190	.375 ID x 50 ft	SHC8	46138	1/2" - 29/32"
H21-050	27191	.500 ID x 50 ft	SHC8	46138	1/2" - 29/32"
H21-062	27192	.625 ID x 50 ft	SHC10	46127	5/8" - 1 1/16"
H21-075	27193	.750 ID x 50 ft	SHC10	46127	5/8" - 1 1/16"
H21-100	27194	1.000 ID x 50 ft	SHC12	46128	1 1/16" - 1 1/4"

SILICONE COOLANT (RAD) HOSE

- Silicone polyester reinforced wall
- Recommended for temperatures -65°F to 350°F
- Meets performance requirements of SAE J20R1 & TMC RP 303B Class 1 and Class 2
- Resistant to oil splash and petrochemical exposure
- Made in the USA



				MATCHING CLAMP		
Part No.	Stk. Code	ID x Length	Max Burst psi	Part No.	Stk. Code	Description
H42-075	27195	.750 ID x 3 ft	459	HK12	46176	1 1/16" - 1 1/4"
H42-100	27196	1.000 ID x 3 ft	412	HK20	46178	13/16" - 1 3/4"
H42-125	27197	1.250 ID x 3 ft	355	HK20	46178	13/16" - 1 3/4"
H42-138	27198	1.375 ID x 3 ft	328	HK24	46179	1 1/16" - 2"
H42-150	27199	1.500 ID x 3 ft	313	HK200	46180	1 1/4" - 2 1/8"
H42-162	27241	1.625 ID x 3 ft	248	HK200	46180	1 1/4" - 2 1/8"
H42-175	27200	1.750 ID x 3 ft	293	HK200	46180	1 1/4" - 2 1/8"
H42-187	27201	1.875 ID x 3 ft	280	HK200	46180	1 1/4" - 2 1/8"
H42-200	27202	2.000 ID x 3 ft	271	HK250	46181	1 3/4" - 2 5/8"
H42-212	27203	2.125 ID x 3 ft	266	HK250	46181	1 3/4" - 2 5/8"
H42-225	27204	2.250 ID x 3 ft	256	HK250	46181	1 3/4" - 2 5/8"
H42-250	27205	2.500 ID x 3 ft	244	HK300	46182	2 1/4" - 3 1/8"
H42-275	27206	2.750 ID x 3 ft	233	HK350	46183	2 3/4" - 3 5/8"
H42-300	27207	3.000 ID x 3 ft	180	HK350	46183	2 3/4" - 3 5/8"

SILICONE TURBOCHARGER HOSE

- Silicone fiberglass reinforced wall
- Recommended for temperatures -65°F to 550°F
- Rigid non-kinking
- Resistant to oil splash and petrochemical exposure
- Made in the USA



			MATCHING CLAMP		
Part No.	Stk. Code	ID x Length	Part No.	Stk. Code	Description
H46-200	27208	2.00 ID x 3 ft	HTS206	46403	2.06" - 2.37"
H46-250	27209	2.50 ID x 3 ft	HTS225	46187	2 1/4" - 2 9/16"
H46-300	27210	3.00 ID x 3 ft	HTS306	46189	3 1/16" - 3 3/8"
H46-350	27211	3.50 ID x 3 ft	HTS344	46190	3 7/16" - 3 3/4"
H46-400	27212	4.00 ID x 3 ft	HTS388	46192	3 7/8" - 4 3/16"

CONNECTOR HOSES - SILICONE

**All Connector Hose lengths can be cut shorter to fit requirements*

HUMP HOSE

- Compensates for misalignment and offset
- Vibration isolation
- Aramid reinforced
- Recommended for temperatures -65° to 500°F
- Resistant to oil splash and petrochemical exposure
- Hot or cold side compatible
- Made in the USA



MATCHING CLAMPS

Part No.	Stk. Code	ID x Length	Part No.	Stk. Code	Description
H51-500	27214	5.00" x 6"	HP4	46205	4 1/4" - 6"
H51-600	27215	6.00" x 6"	HP5	46206	6 1/4" - 9"

CAC HOSE - CHARGE AIR COOLER

- Compensates for misalignment and offset
- Aramid reinforced 4 ply silicone
- Convolutions increase flexibility in high vibration situations
- Type 316 stainless steel restraining rings reduce swell and increase hoop strength
- Recommended for temperatures -65° to 500°F
- Hot or cold side compatible
- Made in the USA



MATCHING CLAMPS

Part No.	Stk. Code	ID x Length	Part No.	Stk. Code	Description
H71-250	27216	2.50" x 6"	HTS225	46187	2 1/4" - 2 9/16"
H71-300	27217	3.00" x 6"	HTS306	46189	3 1/16" - 3 3/8"
H71-350	27218	3.50" x 6"	HTS344	46190	3 7/16" - 3 3/4"
H71-351	27219	3.50" / 4.00" x 6"	HTS306	46189	3 1/16" - 3 3/8"
			HTS344	46190	3 7/16" - 3 3/4"
H71-400	27220	4.00" x 6"	HTS406	46193	4 1/16" - 4 3/8"
H71-407	27221	4.00" x 7.5"	HTS406	46193	4 1/16" - 4 3/8"
H71-408	27222	4.00" x 8"	HTS406	46193	4 1/16" - 4 3/8"
H71-458	27223	4.50" x 8"	HTS456	46195	4 9/16" - 4 7/8"

ELBOW CONNECTORS

- 4-Ply silicone polyester reinforced
- Silicone liner creates barrier to isolate medium
- Recommended for temperatures -65°F to 350°F
- Meets performance requirements of SAE J20R1 & TMC RP 303B Class 1 and Class 2
- Hot or cold side compatible
- Leg length is measure from the center line of the elbow or 45°/90°
- Made in the USA



MATCHING CLAMPS

Part No.	Stk. Code	Elbow	ID x Length	Part No.	Stk. Code	Description
H86-250	27224	45° Elbow	2.50" legs 6" x 6"	HK300	46182	2 1/4" - 3 1/8"
H86-275	27225	45° Elbow	2.75" legs 6" x 6"	HK350	46183	2 3/4" - 3 5/8"
H86-300	27226	45° Elbow	3.00" legs 6" x 6"	HK350	46183	2 3/4" - 3 5/8"
H86-350	27227	45° Elbow	3.50" legs 6" x 6"	HK400	46184	3 1/4" - 4 1/8"
H86-400	27228	45° Elbow	4.00" legs 6" x 6"	HK400	46184	3 1/4" - 4 1/8"
H96-200	27229	90° Elbow	2.00" legs 6" x 6"	HK200	46180	1 1/4" - 2 1/8"
H96-225	27230	90° Elbow	2.25" legs 6" x 6"	HK250	46181	1 3/4" - 2 5/8"
H96-250	27231	90° Elbow	2.50" legs 6" x 6"	HK300	46182	2 1/4" - 3 1/8"
H96-275	27232	90° Elbow	2.75" legs 6" x 6"	HK350	46183	2 3/4" - 3 5/8"
H96-300	27233	90° Elbow	3.00" legs 6" x 6"	HK350	46183	2 3/4" - 3 5/8"
H96-350	27234	90° Elbow	3.50" legs 6" x 6"	HK400	46184	3 1/4" - 4 1/8"
H96-400	27235	90° Elbow	4.00" legs 6" x 6"	HK400	46184	3 1/4" - 4 1/8"



HOSE CLAMPS

WORM GEAR

- Hose clamps are constructed of a stainless steel band and screw housing
- Zinc-plated carbon steel screw
- HP Series features a stainless steel screw

- 1/4" slotted head hex screw
- Band width 5/16"
- Torque: 15 in-lb



Part No.	Stk. Code	Clamp Range
MHC4	46100	1/4" - 5/8"
MHC6	46101	5/16" - 29/32"
MHC8	46102	1/2" - 1 1/16"

- 5/16" slotted head hex screw
- Band width 9/16"
- Torque: 45 in-lb



Part No.	Stk. Code	Clamp Range
SHC8	46138	1/2" - 29/32"
SHC10	46127	5/8" - 1 1/16"
SHC12	46128	11/16" - 1 1/4"
SHC16	46129	13/16" - 1 1/2"
SHC20	46130	13/16" - 1 3/4"
SHC24	46131	1 1/16" - 2"
SHC28	46132	1 5/16" - 2 1/4"
SHC32	46133	1 9/16" - 2 1/2"
SHC36	46134	1 13/16" - 2 3/4"
SHC40	46135	2 1/16" - 3"
SHC44	46136	2 5/16" - 3 1/4"
SHC48	46137	2 9/16" - 3 1/2"

- Hi-Torque
- 5/16" 410 stainless steel slotted head hex screw
- Band width 5/8"
- Torque: 90 in-lb



Part No.	Stk. Code	Clamp Range
HP2	46203	1 1/4" - 2 1/2"
HP3	46204	2 1/2" - 3 1/2"
HP4	46205	4 1/4" - 6"
HP5	46206	6 1/4" - 9"

- 5/16" slotted head hex screw
- Band width 9/16"
- Torque: 45 in-lb



Part No.	Stk. Code	Clamp Range
HC6	46093	7/16" - 25/32"
HC8	46096	7/16" - 29/32"
HC10	46079	9/16" - 1 1/16"
HC12	46081	11/16" - 1 1/4"
HC16	46082	3/4" - 1 1/2"
HC20	46083	13/16" - 1 3/4"
HC24	46084	1 1/16" - 2"
HC28	46085	1 5/16" - 2 1/4"
HC32	46086	1 9/16" - 2 1/2"
HC36	46087	1 1/2" - 2 3/4"
HC40	46088	1 3/4" - 3"
HC44	46089	2" - 3 1/4"
HC48	46090	2 1/4" - 3 1/2"
HC52	46091	2 1/2" - 3 3/4"
HC56	46092	2 3/4" - 4"
HC64	46094	3 1/4" - 4 1/2"
HC72	46095	3 3/4" - 5"
HC80	46097	4 9/16" - 5 1/2"
HC88	46098	4 3/4" - 6"
HC96	46099	5 1/4" - 6 1/2"
HC104	46080	6" - 7"

CONSTANT TORQUE

- 5/16" 410 stainless steel slotted head hex screw
- Band width 9/16"
- Torque: 45 in-lb



Part No.	Stk. Code	Clamp Range
HK10	46175	9/16" - 1 1/16"
HK12	46176	11/16" - 1 1/4"
HK16	46177	13/16" - 1 1/2"
HK20	46178	13/16" - 1 3/4"
HK24	46179	1 1/16" - 2"

HOSE CLAMPS

CONSTANT TORQUE T-BOLT

- Stainless steel
- Band width 3/4"
- Torque: 60 in-lb



Part No.	Stk. Code	Clamp Range
HT250	46162	2 1/2" - 2 7/8"
HT275	46163	2 3/4" - 3"
HT288	46164	3" - 3 3/8"
HT325	46165	3 1/4" - 3 1/2"
HT344	46166	3 3/8" - 3 3/4"
HT375	46167	3 3/4" - 4"
HT425	46168	4 1/4" - 4 1/2"
HT475	46169	4 3/4" - 5"
HT525	46170	5 1/4" - 5 3/4"
HT575	46171	5 3/4" - 6 1/4"
HT625	46172	6 1/4" - 6 3/4"
HT725	46173	7 1/4" - 7 3/4"
HT850	46174	8 1/2" - 9"

TURBO V-BAND

- Band width 7/8"
- Torque: 60 in-lb



Part No.	Stk. Code	Nom. Dia.
HV382	46196	3.82"
HV388	46197	3.88"
HV450	46198	4.5"
HV461	46199	4.61"
HV475	46200	4.75"
HV525	46201	5.25"
HV588	46202	5.88"

CONSTANT TORQUE HEAVY DUTY

- 3/8" 410 stainless steel slotted head hex screw
- Band width 5/8"
- Torque: 90 in-lb



Part No.	Stk. Code	Clamp Range
HK200	46180	1 1/4" - 2 1/8"
HK250	46181	1 3/4" - 2 5/8"
HK300	46182	2 1/4" - 3 1/8"
HK350	46183	2 3/4" - 3 5/8"
HK400	46184	3 1/4" - 4 1/8"
HK450	46185	3 3/4" - 4 5/8"
HK500	46186	4 1/4" - 5 1/8"

SPRING LOADED T-BOLT

- T-Bolt spring load clamps have a stainless band, trunnion and liner
- Heavy duty large spring on spring-loaded T-Bolt clamp
- Special application sizes for charge-air-after cooled engine systems
- 1/2" plated hex nut
- Band width 3/4"
- Torque 150 in-lb



Part No.	Stk. Code	Clamp Range
HTS206	46403	2.06" - 2.37"
HTS213	46404	2.13" - 2.44"
HTS219	46405	2.19" - 2.50"
HTS225	46187	2 1/4" - 2 9/16"
HTS275	46188	2 3/4" - 3 1/16"
HTS306	46189	3 1/16" - 3 3/8"
HTS344	46190	3 7/16" - 3 3/4"
HTS356	46191	3 9/16" - 3 7/8"
HTS388	46192	3 7/8" - 4 3/16"
HTS406	46193	4 1/16" - 4 3/8"
HTS419	46194	4 3/16" - 4 1/2"
HTS456	46195	4 9/16" - 4 7/8"

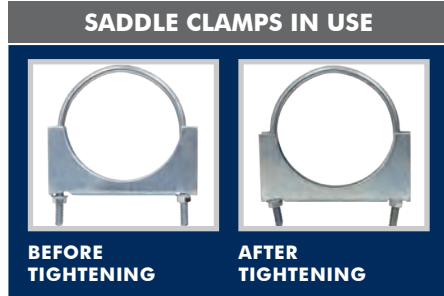


MUFFLER CLAMPS

- Muffler clamps are zinc plated for superior corrosion resistance
- Heavy duty U-Bolt and band construction

SADDLE CLAMPS

Tectran Saddle Muffler Clamps are designed with elongated and tapered holes that pull the legs around the pipe as the nuts tighten, making a tight seal. Other clamps' legs do not wrap around the pipe, they stay straight and the clamp only connects at two points



Part No.	Stk. Code	Nominal Dia.
MUC125R	46327	1 1/4"
MUC175R	46103	1 3/4"
MUC187R	46104	1 7/8"
MUC2R	46110	2"
MUC225R	46106	2 1/4"
MUC25R	46108	2 1/2"
MUC275R	46109	2 3/4"
MUC3R	46113	3"
MUC35R	46112	3 1/2"
MUC4R	46121	4"
MUC45R	46116	4 1/2"
MUC5R	46126	5"

FLAT BAND CLAMPS



Part No.	Stk. Code	Nominal Dia.
MUC4F	46117	4"
MUC5F	46122	5"
MUC6F	46328	6"
MUC7F	46415	7"

GUILLOTINE CLAMPS



Part No.	Stk. Code	Nominal Dia.
MUC35G	46111	3 1/2"
MUC4G	46118	4"
MUC45G	46114	4 1/2"
MUC5G	46123	5"

EXHAUST CLAMPS

Each clamp includes:

- Metal band
- Spacer
- Two bolts
- Two reaction blocks

BUTT



Part No.	Stk. Code	Description
HJ200	46408	2" Aluminized/Steel
HJ300	46409	3" Aluminized/Steel
HJ350	46410	3.50" Aluminized/Steel
HJ400	46411	4" Aluminized/Steel
HJ500	46412	5" Aluminized/Steel
HJ600	46413	6" Aluminized/Steel
HJS500	46414	5" Stainless Steel

LAP



Part No.	Stk. Code	Description
HL200	46350	2" Aluminized/Steel
HL250	46352	2.5" Aluminized/Steel
HL275	46353	2.75" Aluminized/Steel
HL300	46354	3" Aluminized/Steel
HL350	46355	3.50 Aluminized/Steel
HL400	46356	4" Aluminized/Steel
HL500	46358	5" Aluminized/Steel
HLS200	46360	2" Stainless Steel
HLS250	46362	2.50" Stainless Steel
HLS275	46363	2.75" Stainless Steel
HLS300	46364	3" Stainless Steel
HLS350	46365	3.50" Stainless Steel
HLS400	46366	4" Stainless Steel
HLS500	46368	5" Stainless Steel
HLS600	46369	6" Stainless Steel

EASY-FORM

- Clamp wraps around an exhaust joint and is tightened with supplied nuts & bolts



Part No.	Stk. Code	Description
HNS200	46390	2" Stainless Steel
HNS225	46391	2.25" Stainless Steel
HNS250	46392	2.5" Stainless Steel
HNS275	46393	2.75" Stainless Steel
HNS300	46394	3" Stainless Steel
HNS350	46395	3.5" Stainless Steel
HNS400	46396	4" Stainless Steel
HNS500	46398	5" Stainless Steel
HNS600	46399	6" Stainless Steel
HNS700	46402	7" Stainless Steel





This chart illustrates the part number naming matrix for TECTRAN's tubing fittings. Part number QL1369-10D is being used as an example. Nylon tube fitting images used as reference.














Part No.	Tube Size	Pipe Thread
QL1369-10D	5/8	1/2


 = These fields are not always present = These fields are always present

Q	L	1	3	6	9	—	1	0	D
---	---	---	---	---	---	---	---	---	---

PUSH LOCK INDICATOR (OPTIONAL)	TUBING TYPE	FITTING TYPE	TUBE SIZE 1st DIGIT	TUBE SIZE 2nd DIGIT (OPTIONAL)	PIPE THREAD (OPTIONAL)
<p>PL = Brass Push Lock Style</p> <p>QL = Composite Push Lock Style</p> <ul style="list-style-type: none"> • Non-Push Lock fittings do NOT use this prefix 	<p>11 = Fittings for copper tubing</p> <p>13 = Fittings for nylon tubing</p>	<p>62 Union</p>  <p>64 Union "T"</p>  <p><small>* Reducer "T" Available</small></p>	<p>2 = 1/8"</p> <p>25 = 5/32"</p> <p>3 = 3/16"</p> <p>4 = 1/4"</p> <p>5 = 5/16"</p> <p>6 = 3/8"</p> <p>7 = 7/16"</p> <p>8 = 1/2"</p> <p>10 = 5/8"</p> <p>12 = 3/4"</p> <p>14 = 7/8"</p>	<p>1 = 1/16"</p> <p>A = 1/8"</p> <p>B = 1/4"</p> <p>C = 3/8"</p> <p>D = 1/2"</p> <p>E = 3/4"</p> <p>H = 1"</p>	

* Reducer "T" fitting will utilize 3 numbers in the last three positions, which indicates tube sizes at each position per "Tubing Size" chart above. (e.g. 1364-664)

<p>65 Union Elbow</p> 	<p>66 Female Connector</p> 	<p>68 Male Connector</p> 	
<p>69 Male Elbow</p> 	<p>70 Female Elbow</p> 	<p>71 Male Run "T"</p> 	<p>72 Male Branch "T"</p> 
<p>74 45° Male Elbow</p> 	<p>77 Bulkhead Union</p> 	<p>78 Female Branch "T"</p>  <p><small>"PL" Only</small></p>	<p>86 Female Bulkhead Union</p>  <p><small>"PL" & "QL" Only</small></p>

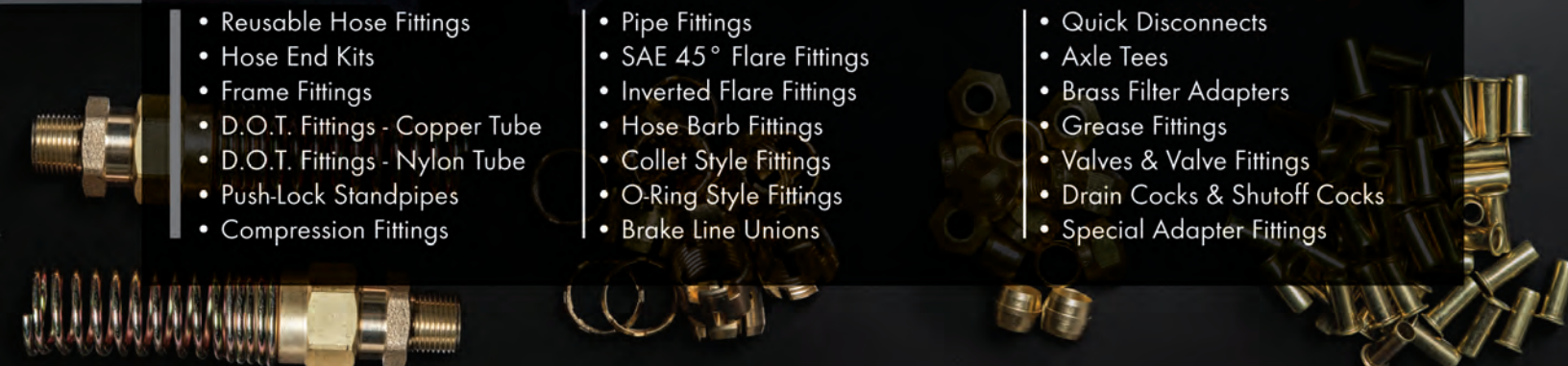


BRASS FITTINGS

- Reusable Hose Fittings
- Hose End Kits
- Frame Fittings
- D.O.T. Fittings - Copper Tube
- D.O.T. Fittings - Nylon Tube
- Push-Lock Standpipes
- Compression Fittings

- Pipe Fittings
- SAE 45° Flare Fittings
- Inverted Flare Fittings
- Hose Barb Fittings
- Collet Style Fittings
- O-Ring Style Fittings
- Brake Line Unions

- Quick Disconnects
- Axle Tees
- Brass Filter Adapters
- Grease Fittings
- Valves & Valve Fittings
- Drain Cocks & Shutoff Cocks
- Special Adapter Fittings





REUSABLE HOSE FITTINGS

ASSEMBLY (W/ SPRING GUARD) - D.O.T



Part No.	Stk. Code	I.D./ Hose Size	Pipe Thread
102	84001	3/8	1/4
103	84014	3/8	3/8
104	84019	3/8	1/2
103-8	84017	1/2	3/8
104-8	84022	1/2	1/2

ASSEMBLY (W/O SPRING GUARD) - D.O.T



Part No.	Stk. Code	I.D./ Hose Size	Pipe Thread
105	84024	3/8	1/4
106	84027	3/8	3/8
107	84030	3/8	1/2
106-8	84028	1/2	3/8
107-8	84033	1/2	1/2

BODY



Part No.	Stk. Code	I.D./ Hose Size	Pipe Thread
1021	84002	3/8	1/4
1031	84015	3/8	3/8
1041	84020	3/8	1/2
1031-8	84016	1/2	3/8
1041-8	84021	1/2	1/2

FERRULE



Part No.	Stk. Code	I.D./ Hose Size
1022	84003	3/8
1022-8	84004	1/2

NUT-D.O.T




Part No.	Stk. Code	I.D./ Hose Size
1025	84011	3/8
1025-8	84012	1/2

NUT - FOR USE W/ SPRING - D.O.T



Part No.	Stk. Code	I.D./ Hose Size
1023	84005	3/8
1023-8	84008	1/2

SPRING



Part No.	Stk. Code	I.D./ Hose Size
1024	84009	3/8
1024-8	84010	1/2

SPRING-NUT ASSEMBLY - D.O.T



Part No.	Stk. Code	I.D./ Hose Size
10234	84006	3/8
10234-8	84007	1/2

HOSE MENDER - D.O.T



Part No.	Stk. Code	I.D./ Hose Size
105501	84025	3/8
107701	84031	1/2

MENDER BODY



Part No.	Stk. Code	I.D./ Hose Size
1055011	84026	3/8
1077011	84032	1/2

SWIVEL TYPE - D.O.T



Part No.	Stk. Code	I.D./ Hose Size	Pipe Thread
1105	84035	3/8	1/4
1106	84036	3/8	3/8
1107	84039	3/8	1/2
1106-8	84037	1/2	3/8
1107-8	84040	1/2	1/2

SWIVEL TYPE (W/ SPRING GUARD) - D.O.T



Part No.	Stk. Code	I.D./ Hose Size	Pipe Thread
1102	84120	3/8	1/4
1103	84121	3/8	3/8
1104	84213	3/8	1/2

ADAPTER (FOR SWIVEL TYPE REUSABLE & CRIMPED-ON FITTINGS)



Part No.	Stk. Code	Pipe Thread	Use On Fitting	Straight Thread
161201	84067	1/4	1105	3/4-20
161201-6	84068	3/8	1106	3/4-20
161201-8	84069	1/2	1107	3/4-20
181201-6	84076	3/8	1106-6	7/8-20
181201-8	84077	1/2	1107-8	7/8-20

FEMALE CONNECTOR - D.O.T



Part No.	Stk. Code	I.D./ Hose Size	ABS Thrd
1108	90332	3/8	3/4-20
1117	90341	1/2	7/8-20

HOSE END KITS

- For 3/8" ID J1402 type A, AI and All hose with a minimum of 3/4" O.D.



FIX-IT PACK



BAG OF 10



CASE OF 5 FIX-IT PACKS



BOX OF 100



Part No.	Stk. Code	Thread	Description
70-31402	34274	3/8 NPT	FIX-IT Pack - includes 2 Swivel Ends & 1 Hex Wrench
70-31403	34275	1/2 NPT	FIX-IT Pack - includes 2 Swivel Ends & 1 Hex Wrench
70-31404	34461	3/8 NPT	Bag of 10 Swivel Ends & 1 Hex Wrench
70-31405	34462	1/2 NPT	Bag of 10 Swivel Ends & 1 Hex Wrench
70-31406	35710	3/8 NPT	Case of 5 - 3/8 FIX-IT Packs
70-31407	35711	1/2 NPT	Case of 5 - 1/2 FIX-IT Packs
70-31408*	34463	3/8 NPT	Box of 100 Swivel Ends
70-31409*	34464	1/2 NPT	Box of 100 Swivel Ends
70-31422	35622	3/8 NPT	FIX-IT Pack - includes 2 Swivel Ends & 1 Hex Wrench & 2 Springs

* NOTE: Hex wrench not included

EASY INSTALLATION IN 4 QUICK STEPS

1



Once kit has been disassembled, position hose end on shell flush with grooves.

2



Insert Fitting into groove and position shell opposite shell.

3



With assembly in hand, squeeze forward ends of shells and push and twist retaining ring over shells to its final position.


4



Insert barb into fitting. (Threaded end of barb should be greased.) Push and turn to start threads. Using a 5/16" hexagon key continue to push and turn until the barb is flush inside the fitting. NOTE: Check final assembly visually to insure that hose has not shifted during assembly.

TEFLON PIPE TAPE

Part No. TT1/2
Stk. Code 88617





FRAME FITTINGS - STEEL TERMINAL BOLTS

- Steel terminal bolts, zinc-plated and dichromated

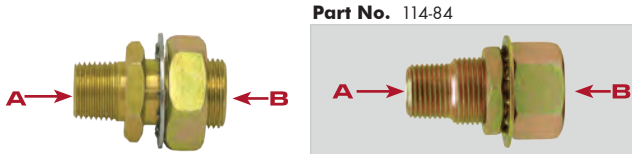
FEMALE TO FEMALE



Part No.	Stk. Code	Overall Length	Female Pipe Thrd A	Female Pipe Thrd B	Ext. Straight Thrd C	Mtng. Hole Size
114-22	84122	1.5	1/8-27 NPT	1/8-27 NPT	5/8-18 NPT	11/16
114-44	84046	1.5	1/4-18 NPT	1/4-18 NPT	3/4-16 NPT	7/8
114-44B*	84195	1.5	1/4-18 NPT	1/4-18 NPT	3/4-16 NPT	7/8
114-66	84051	1.31	3/8-18 NPT	3/8-18 NPT	1-14 NPT	1
114-66B*	84200	1.31	3/8-18 NPT	3/8-18 NPT	1-14 NPT	1
114B-44	84056	1	1/4-18 NPT	1/4-18 NPT	3/4-16 NPT	7/8
114-86	84186	1.5	1/2-14 NPT	3/8-18 NPT	3/8 NPT	1 5/32
114-88	84055	1.5	1/2-14 NPT	1/2-14 NPT	1-18 -14 NPT	1 5/32
114-88B*	84207	1.5	1/2-14 NPT	1/2-14 NPT	1-18 -14 NPT	1 5/32

* All brass part


MALE TO FEMALE



Part No.	Stk. Code	Overall Length	Male Thread A	Female Thread B	Mtng. Hole Size
114-84	84188	2.25	1/2 NPT	1/4 NPT	1
115-86	84058	2	1/2 NPT	3/8 NPT	1
115-86B*	84191	2	1/2 NPT	3/8 NPT	1
116-84	84064	2	1/2 NPT	1/4 NPT	7/8
117-84	84065	2	1/2 NPT	1/4 NPT	1
115-88	84060	2.9	1/2 NPT	1/4 NPT	1 1/4

* All brass part

FEMALE TO NYLON TUBING




Part No.	Stk. Code	Overall Length	Female Thread A	Tube Size B	Mtng. Hole Size
113-6AB	84041	1 3/4	3/8 NPT	3/8 O.D.	7/8
113-8AB	84044	1 3/4	3/8 NPT	1/2 O.D.	7/8

NYLON TUBING TO HOSE



Part No.	Stk. Code	Tube O.D.	Hose I.D.	Mtng. Hole Size
113-6N	84043	3/8	3/8	7/8

MALE TO COPPER TUBING



Part No.	Stk. Code	Overall Length	Male Thread A	Tube Size B	Mtng. Hole Size
116	84063	3 1/4	1/2 NPT	3/8 O.D.	1

COPPER TUBING TO HOSE



Part No.	Stk. Code	Tube O.D.	Hose I.D.	Mtng. Hole Size
113-6C	84042	3/8	3/8	7/8

THREADED SLEEVES

- For use with aluminum and copper tubing

NUT



Part No.	Stk. Code	Tube Size
461-2	90214	1/8
461-3	90215	3/16
461-4	90224	1/4

MALE CONNECTOR



Part No.	Stk. Code	Tube Size	Pipe Thrd
188-2A	90363	1/8	1/8
188-3A	90364	3/16	1/8
188-4A	89129	1/4	1/8
188-6B	89131	3/8	1/4

MALE ELBOW



Part No.	Stk. Code	Tube Size	Pipe Thrd
189-2A	89132	1/8	1/8
189-3A	90365	3/16	1/8
189-4A	90366	1/4	1/8
189-5A	90367	5/16	1/8

D.O.T. AIR BRAKE FITTINGS - FOR COPPER TUBING

SLEEVE



Part No.	Stk. Code	Tube Size
1160-4	86003	1/4
1160-6	86004	3/8
1160-8	86005	1/2
1160-10	86001	5/8
1160-12	86002	3/4

NUT



Part No.	Stk. Code	Tube Size
1161-4	86008	1/4
1161-6	86009	3/8
1161-8	86010	1/2
1161-10	86006	5/8
1161-12	86007	3/4

UNION



Part No.	Stk. Code	Tube Size
1162-4	86013	1/4
1162-6	86014	3/8
1162-8	86015	1/2
1162-10	86011	5/8
1162-12	86012	3/4

TEE UNION



Part No.	Stk. Code	Tube Size
1164-4	86017	1/4
1164-6	86018	3/8
1164-8	86020	1/2
1164-10	86016	5/8

UNION ELBOW



Part No.	Stk. Code	Tube Size
1165-6	86022	3/8
1165-10	86021	5/8

FEMALE CONNECTOR



Part No.	Stk. Code	Tube Size	Pipe Thread
1166-4B	86027	1/4	1/4
1166-6B	86029	3/8	1/4
1166-6C	86030	3/8	3/8
1166-8C	86031	1/2	3/8

MALE BRANCH TEE



Part No.	Stk. Code	Tube Size	Pipe Thread
1172-4A	86080	1/4	1/8
1172-4B	86081	1/4	1/4
1172-6A	86082	3/8	1/8
1172-6B	86083	3/8	1/4
1172-6C	86084	3/8	3/8
1172-8C	86085	1/2	3/8
1172-8D	86086	1/2	1/2

MALE CONNECTOR



Part No.	Stk. Code	Tube Size	Pipe Thread
1168-4A	86037	1/4	1/8
1168-4B	86038	1/4	1/4
1168-4C	86039	1/4	3/8
1168-6A	86040	3/8	1/8
1168-6B	86041	3/8	1/4
1168-6C	86042	3/8	3/8
1168-6D	86043	3/8	1/2
1168-8B	86044	1/2	1/4
1168-8C	86045	1/2	3/8
1168-8D	86046	1/2	1/2
1168-8E	86047	1/2	3/4
1168-10C	86033	5/8	3/8
1168-10D	86034	5/8	1/2
1168-12D	86035	3/4	1/2
1168-12E	86036	3/4	3/4

MALE ELBOW



Part No.	Stk. Code	Tube Size	Pipe Thread
1169-4A	86055	1/4	1/8
1169-4B	86056	1/4	1/4
1169-4C	86057	1/4	3/8
1169-6A	86058	3/8	1/8
1169-6B	86059	3/8	1/4
1169-6C	86060	3/8	3/8
1169-6D	86061	3/8	1/2
1169-8B	86062	1/2	1/4
1169-8C	86063	1/2	3/8
1169-8D	86064	1/2	1/2
1169-10C	86050	5/8	3/8
1169-10D	86051	5/8	1/2
1169-10E	86052	5/8	3/4
1169-12D	86053	3/4	1/2

FEMALE ELBOW



Part No.	Stk. Code	Tube Size	Pipe Thread
1170-6A	86068	3/8	1/8
1170-6B	86069	3/8	1/4
1170-6C	86070	3/8	3/8
1170-10D	86065	5/8	1/2

MALE RUN TEE



Part No.	Stk. Code	Tube Size	Pipe Thread
1171-6B	86076	3/8	1/4
1171-6C	86077	3/8	3/8

45° ELBOW AIR BRAKE TO MALE PIPE



Part No.	Stk. Code	Tube Size	Pipe Thread
1174-4B	86089	1/4	1/4
1174-6B	86091	3/8	1/4
1174-6C	86092	3/8	3/8
1174-6D	86093	3/8	1/2
1174-8C	86094	1/2	3/8
1174-8D	86095	1/2	1/2
1174-10D	86087	5/8	1/2



D.O.T. AIR BRAKE FITTINGS - FOR NYLON TUBING

UNION



FERRULE



BRASS
PUSH-LOCK



COMPOSITE
PUSH-LOCK

Tube Size	Part No.	Stk. Code	Part No.	Stk. Code	Part No.	Stk. Code
1/8	1362-2	85413	PL1362-2*	87033	QL1362-2*	87500
5/32	1362-25*	90193	PL1362-25	87034	QL1362-25	87502
3/16	-	-	PL1362-3	87136	QL1362-3*	87621
1/4	1362-4	85016	PL1362-4	87035	QL1362-4	87504
5/16	-	-	PL1362-5*	90322	-	-
3/8	1362-6	85017	PL1362-6	87036	QL1362-6	87506
1/2	1362-8	85018	PL1362-8	87037	QL1362-8	87508
5/8	1362-10	85014	PL1362-10	87031	QL1362-10	87510
3/4	1362-12	85015	PL1362-12	87032	QL1362-12	87511

* NOTE: Non-DOT Part

PUSH-LOCK FITTING PLUG



Tube O.D	Part No.	Stk. Code
1/4	PL109-4	87195
3/8	PL109-6	87179
1/2	PL109-8	87196

UNION TEE



FERRULE



BRASS
PUSH-LOCK



COMPOSITE
PUSH-LOCK

Tube Size	Part No.	Stk. Code	Part No.	Stk. Code	Part No.	Stk. Code
1/8	-	-	PL1364-2*	87038	QL1364-2*	87512
5/32	-	-	PL1364-25*	85494	QL1364-25	87205
3/16	-	-	PL1364-3*	85495	QL1364-3*	87206
1/4	1364-4	85024	PL1364-4	87039	QL1364-4	87513
3/8	1364-6	85025	PL1364-6	87040	QL1364-6	87515
1/2	1364-8	85027	PL1364-8	87041	QL1364-8	87517
5/8	1364-10	85022	PL1364-10	85496	QL1364-10	87641
3/4	1364-12	85023	PL1364-12	85497	-	-

* NOTE: Non-DOT Part

Y UNION

- Mounting Hole Dimensions:
ID- 4.2 millimeters
OD- 8 millimeters



COMPOSITE
PUSH-LOCK

Tube A	Tube B	Part No.	Stk. Code
1/4	1/4	QL1363444	87637
1/4	3/8	QL1363446	87638
3/8	3/8	QL1363666	87639

REDUCING UNION TEE



FERRULE



BRASS
PUSH-LOCK



COMPOSITE
PUSH-LOCK

Tube Size A	Tube Size B	Tube Size C	Part No.	Stk. Code	Part No.	Stk. Code	Part No.	Stk. Code
3/8	3/8	1/4	1364-664	85026	PL1364664	85498	QL1364664	85466
1/2	1/2	3/8	1364-886	85028	-	-	QL1364886	87640

UNION ELBOW

FERRULE



BRASS
PUSH-LOCK



COMPOSITE
PUSH-LOCK



Tube Size	Part No.	Stk. Code	Part No.	Stk. Code	Part No.	Stk. Code
5/32	-	-	PL1365-25	85499	QL1365-25	87644
1/4	1365-4	85030	PL1365-4	87042	QL1365-4	87519
3/8	1365-6	85031	PL1365-6	87043	QL1365-6	87520
1/2	1365-8	85032	PL1365-8	87044	QL1365-8	87521
5/8	1365-10	85029	PL1365-10	87201	-	-
3/4	-	-	PL1365-12	87202	-	-

D.O.T. AIR BRAKE FITTINGS - FOR NYLON TUBING

FEMALE CONNECTOR



Tube Size	Pipe Thrd	Part No.	Stk. Code	Part No.	Stk. Code	Part No.	Stk. Code
1/4	1/8	1366-4A	85036	PL1366-4A	87045	QL1366-4A	87522
1/4	1/4	1366-4B	85037	PL1366-4B	87046	QL1366-4B	87523
3/8	1/8	1366-6A	85038	PL1366-6A	85500	QL1366-6A	85471
3/8	1/4	1366-6B	85039	PL1366-6B	87047	QL1366-6B	87524
3/8	3/8	1366-6C	85040	PL1366-6C	87048	QL1366-6C	87525
1/2	3/8	1366-8C	85041	PL1366-8C	87127	QL1366-8C	85472
1/2	1/2	1366-8D	85042	-	-	QL1366-8D	85473
5/8	3/8	1366-10C	85033	-	-	-	-
5/8	1/2	1366-10D	85034	-	-	QL136610D	85474
3/4	1/2	1366-12D	85035	-	-	-	-

MALE CONNECTOR



Tube Size	Pipe Thrd	Part No.	Stk. Code	Part No.	Stk. Code	Part No.	Stk. Code
1/8	1/16	1368-21*	90188	PL13682X1*	87059	QL13682X1*	87526
1/8	1/8	1368-2A*	90189	PL1368-2A*	87058	QL1368-2A*	87528
1/8	1/4	-	-	-	-	QL1368-2B*	87207
5/32	1/8	1368-25A*	90187	PL136825A	87056	QL136825A	87531
5/32	1/4	-	-	PL136825B	85408	QL136825B	87626
5/32	1/16	1368-251*	90186	PL1368251	87054	QL1368251	87529
3/16	1/16	1368-31	89918	PL13683X1	87125	-	-
3/16	1/8	1368-3A	85261	PL1368-3A	87124	QL1368-3A*	87620
3/16	1/4	1368-3B	85262	PL1368-3B	87200	QL1368-3B*	85508
1/4	1/16	1368-41	90194	PL1368-41	85501	-	-
1/4	1/8	1368-4A	85049	PL1368-4A	87060	QL1368-4A	87533
1/4	1/4	1368-4B	85050	PL1368-4B	87061	QL1368-4B	87535
1/4	3/8	1368-4C	85051	PL1368-4C	87062	QL1368-4C	87537
3/8	1/8	1368-6A	85052	PL1368-6A	87063	QL1368-6A	87539
3/8	1/4	1368-6B	85053	PL1368-6B	87064	QL1368-6B	87541
3/8	3/8	1368-6C	85054	PL1368-6C	87065	QL1368-6C	87543
3/8	1/2	1368-6D	85055	PL1368-6D	87066	QL1368-6D	87545
1/2	1/4	1368-8B	85056	PL1368-8B	87067	QL1368-8B	87546
1/2	3/8	1368-8C	85057	PL1368-8C	87068	QL1368-8C	87548
1/2	1/2	1368-8D	85058	PL1368-8D	87069	QL1368-8D	87550
1/2	3/4	1368-8E	85059	-	-	QL1368-8E	85475
5/8	3/8	1368-10C	85043	PL136810C	87050	QL136810C	87552
5/8	1/2	1368-10D	85044	PL136810D	87051	QL136810D	87553
5/8	3/4	1368-10E	85045	-	-	QL136810E	85476
3/4	3/8	-	-	-	-	QL136812C	87643
3/4	1/2	1368-12D	85047	PL136812D	87052	QL136812D	87215
3/4	3/4	1368-12E	85048	PL136812E	87053	QL136812E	87642

* NOTE: Non-DOT Part



D.O.T. AIR BRAKE FITTINGS - FOR NYLON TUBING

MALE ELBOW



Tube Size	Pipe Thrd	Part No.	Stk. Code	Part No.	Stk. Code	Part No.	Stk. Code
1/8	1/8	1369-2A*	90191	PL1369-2A*	87075	QL1369-2A*	87554
1/8	1/16	1369-21*	90192	-	-	QL1369-21*	85477
5/32	1/16	-	-	-	-	QL1369251*	87650
1/8	1/4	-	-	-	-	QL1369-2B*	87624
5/32	1/8	1369-25A*	90190	PL136925A	87073	QL136925A	87555
5/32	1/4	-	-	PL136925B	85470	QL136925B	87204
3/16	1/8	1369-3A	85257	PL1369-3A	87074	QL1369-3A*	87622
3/16	1/4	1369-3B	85258	-	-	QL1369-3B*	87625
1/4	1/8	1369-4A	85068	PL1369-4A	87076	QL1369-4A	87557
1/4	1/4	1369-4B	85069	PL1369-4B	87077	QL1369-4B	87559
1/4	3/8	1369-4C	85070	PL1369-4C	87078	QL1369-4C	87561
3/8	1/8	1369-6A	85071	PL1369-6A	87079	QL1369-6A	87562
3/8	1/4	1369-6B	85072	PL1369-6B	87080	QL1369-6B	87564
3/8	3/8	1369-6C	85073	PL1369-6C	87081	QL1369-6C	87566
3/8	1/2	1369-6D	85074	PL1369-6D	87082	QL1369-6D	87568
1/2	1/4	1369-8B	85075	PL1369-8B	87083	QL1369-8B	87569
1/2	3/8	1369-8C	85076	PL1369-8C	87084	QL1369-8C	87570
1/2	1/2	1369-8D	85077	PL1369-8D	87085	QL1369-8D	87572
5/8	3/8	1369-10C	85063	PL136910C	87070	QL136910C	87573
5/8	1/2	1369-10D	85064	PL136910D	87071	QL136910D	87574
5/8	3/4	1369-10E	85065	-	-	QL136910E	87636
3/4	1/2	1369-12D	85066	PL136912D	85453	QL136912D	85469
3/4	3/4	1369-12E	85067	PL136912E	87072	QL136912E	87635

* NOTE: Non-DOT Part

MALE ELBOW PUSH-LOCK NON-SWIVEL



Tube Size	Pipe Thrd	Part No.	Stk. Code
1/8	1/8	PL1315-2A*	87020
5/32	1/8	PL131525A	87018
3/16	1/8	PL1315-3A	87135
1/4	1/8	PL1315-4A	87021
1/4	1/4	PL1315-4B	87022
1/4	3/8	PL1315-4C	87023
3/8	1/8	PL1315-6A	87024
3/8	1/4	PL1315-6B	87025
3/8	3/8	PL1315-6C	87026
3/8	1/2	PL1315-6D	87027
1/2	1/4	PL1315-8B	87028
1/2	3/8	PL1315-8C	87029
1/2	1/2	PL1315-8D	87030
5/8	1/2	PL131510D	87017
3/4	1/2	PL131512D	87019

* NOTE: Non-DOT Part

FEMALE ELBOW



Tube Size	Pipe Thrd	Part No.	Stk. Code	Part No.	Stk. Code	Part No.	Stk. Code
3/16	1/8	1370-3A	85253	-	-	-	-
1/4	1/8	1370-4A	85079	PL1370-4A	87086	QL1370-4A	87575
1/4	1/4	1370-4B	85080	PL1370-4B	87087	QL1370-4B	87576
3/8	1/8	1370-6A	85081	PL1370-6A	85502	QL1370-6A	85479
3/8	1/4	1370-6B	85082	PL1370-6B	87088	QL1370-6B	87577
3/8	3/8	1370-6C	85083	PL1370-6C	87089	QL1370-6C	87578
1/2	3/8	1370-8C	85084	PL1370-8C	85503	QL1370-8C	85481
1/2	1/2	1370-8D	85085	PL1370-8D	87128	QL1370-8D	85480
5/8	1/2	1370-10D	85078	-	-	QL137010D	85482

* NOTE: Non-DOT Part

MALE RUN TEE



Tube Size	Pipe Thrd	Part No.	Stk. Code	Part No.	Stk. Code	Part No.	Stk. Code
1/4	1/8	1371-4A	85087	PL1371-4A	87090	QL1371-4A	87579
1/4	1/4	1371-4B	85088	PL1371-4B	87091	QL1371-4B	87580
1/4	3/8	-	-	-	-	QL1371-4C	87647
3/8 X 1/4	1/4	1371-6AB	90323	PL13716AB	85504	QL13716AB	85483
3/8	1/4	1371-6B	85089	PL1371-6B	87092	QL1371-6B	87581
3/8	3/8	1371-6C	85090	PL1371-6C	87093	QL1371-6C	87582
3/8	1/2	-	-	PL1371-6D	85505	QL1371-6D	87613
1/2	1/4	1371-8B	90175	-	-	QL1371-8B	85484
1/2	3/8	1371-8C	85091	PL1371-8C	87094	QL1371-8C	87583
1/2	1/2	1371-8D	85092	PL1371-8D	87129	QL1371-8D	87645
1/2 X 1/4	1/2	-	-	PL137184D	85510	QL137184D	85511
5/8	1/2	1371-10D	85086	-	-	QL137110D	87646

D.O.T. AIR BRAKE FITTINGS - FOR NYLON TUBING

MALE BRANCH TEE



FERRULE



SWIVEL
BRASS PUSH-LOCK



SWIVEL
COMPOSITE PUSH-LOCK

Tube Size	Pipe Thrd	Part No.	Stk. Code	Part No.	Stk. Code	Part No.	Stk. Code
1/8	1/8	-	-	PL1372-2A*	87095	QL1372-2A*	87584
3/16	1/8	1372-3A	85259	PL1372-3A	85506	QL1372-3A*	85485
1/4	1/8	1372-4A	85094	PL1372-4A	87096	QL1372-4A	87585
1/4	1/4	1372-4B	85095	PL1372-4B	87097	QL1372-4B	87587
3/8	1/8	1372-6A	85096	PL1372-6A	87130	QL1372-6A	85486
3/8	1/4	1372-6B	85097	PL1372-6B	87098	QL1372-6B	87589
3/8 x 1/4	1/4	1372-6AB	90324	-	-	-	-
3/8	3/8	1372-6C	85098	PL1372-6C	87099	QL1372-6C	87591
3/8	1/2	-	-	-	-	QL1372-6D	87614
1/2	1/4	1372-8B	85344	PL1372-8B	89910	QL1372-8B	85487
1/2	3/8	1372-8C	85099	PL1372-8C	87100	QL1372-8C	87593
1/2 x 3/8	3/8	1372-8CC	90325	-	-	-	-
1/2	1/2	1372-8D	85100	PL1372-8D	87101	QL1372-8D	87648
5/8	1/2	1372-10D	85093	-	-	QL137210D	87649

* NOTE: Non-DOT Part

FEMALE BRANCH TEE



FERRULE



SWIVEL
BRASS PUSH-LOCK



SWIVEL
COMPOSITE PUSH-LOCK

Tube Size	Pipe Thrd	Part No.	Stk. Code	Part No.	Stk. Code	Part No.	Stk. Code
1/4	1/8	-	-	PL1378-4A	87112	QL1378-4A	85490
1/4	1/4	-	-	PL1378-4B	87113	QL1378-4B	85491
3/8	1/4	1378-6B	90327	PL1378-6B	87114	QL1378-6B	85492
5/8	1/4	1378-10B	90326	-	-	QL137810B	85493

FEMALE BULKHEAD UNION



BRASS
PUSH-LOCK



COMPOSITE
PUSH-LOCK

Tube Size	Pipe Thrd	Part No.	Stk. Code	Part No.	Stk. Code
1/4	1/8	PL1386-4A	87115	QL1386-4A	87607
1/4	1/4	PL1386-4B	87116	QL1386-4B	87608
3/8	1/4	PL1386-6B	87117	QL1386-6B	87609

BULKHEAD UNION



FERRULE



BRASS
PUSH-LOCK



COMPOSITE
PUSH-LOCK

Tube Size	Part No.	Stk. Code	Part No.	Stk. Code	Part No.	Stk. Code
3/16	1377-3	85414	-	-	QL1377-3*	85489
1/4	1377-4	85111	PL1377-4	87109	QL1377-4	87604
3/8	1377-6	85112	PL1377-6	87110	QL1377-6	87605
1/2	1377-8	85113	PL1377-8	87111	QL1377-8	87606

* NOTE: Non-DOT Part



D.O.T. AIR BRAKE FITTINGS - FOR NYLON TUBING

45° MALE ELBOW



FERRULE



SWIVEL BRASS PUSH-LOCK



SWIVEL COMPOSITE PUSH-LOCK

Tube Size	Pipe Thrd	Part No.	Stk. Code	Part No.	Stk. Code	Part No.	Stk. Code
1/8	1/8	-	-	-	-	QL1374-2A*	87214
5/32	1/8	-	-	-	-	QL137425A	87623
1/4	1/8	1374-4A	85102	PL1374-4A	87103	QL1374-4A	87595
1/4	1/4	1374-4B	85103	PL1374-4B	87104	QL1374-4B	87597
1/4	3/8	-	-	-	-	QL1374-4C	87213
3/8	1/8	1374-6A	85104	PL1374-6A	87131	QL1374-6A	85488
3/8	1/4	1374-6B	85105	PL1374-6B	87105	QL1374-6B	87599
3/8	3/8	1374-6C	85106	PL1374-6C	87106	QL1374-6C	87601
3/8	1/2	1374-6D	85107	PL1374-6D	87122	QL1374-6D	87602
1/2	1/4	1374-8B	85108	PL1374-8B	87137	QL1374-8B	87211
1/2	3/8	1374-8C	85109	PL1374-8C	87121	QL1374-8C	87619
1/2	1/2	1374-8D	85110	PL1374-8D	87132	QL1374-8D	87616
5/8	3/8	1374-10C	87199	-	-	QL137410C	87615
5/8	1/2	1374-10D	85101	PL137410D	87102	QL137410D	87603
3/4	1/2	1374-12D	85260	-	-	QL137412D	87212

* NOTE: Non-DOT Part

45° MALE ELBOW PUSH-LOCK NON-SWIVEL



Tube Size	Pipe Thrd	Part No.	Stk. Code
1/2	1/2	PL1375-8D	87208
3/4	1/2	PL137512D	85509

INSERT



Tube O.D	Part No.	Stk. Code
1/4	41484X4	85243
3/8	41484X6	85244
1/2	41484X8	85245
5/8	41484X10	85241
3/4	41484X12	85242

SLEEVE



Tube O.D	Part No.	Stk. Code
3/16	1360-3	85254
1/4	1360-4	85003
3/8	1360-6	85004
1/2	1360-8	85005
5/8	1360-10	85001
3/4	1360-12	85002

NUT



Tube O.D	Part No.	Stk. Code
3/16	1361-3	85255
1/4	1361-4	85008
3/8	1361-6	85009
1/2	1361-8	85010
5/8	1361-10	85006
3/4	1361-12	85007

PUSH-LOCK STANDPIPES

- Solution to aid nylon tube routing in tight spaces - behind the cab, underneath the seat
- Commonly used on air suspension plumbing and gauges
- Easy to install push-to-connect design - No tool required
- Meets DOT FMVSS 571.106, SAE J1131 and SAE J2494-3
- Temperature Range: -40° - 200°F

REDUCER ADAPTER



Tube A	Tube B	Part No.	Stk. Code
1/4	3/8	QS37-4C	85436
3/8	1/4	QS37-6B	85437

90° ELBOW



Tube A	Tube B	Part No.	Stk. Code
1/4	1/4	QS69-4B	85424
1/4	3/8	QS69-4C	85425
3/8	1/4	QS69-6B	85426
3/8	3/8	QS69-6C	85427
3/8	1/2	QS69-6D	85428
1/2	1/4	QS69-8B	85429
1/2	1/2	QS69-8D	87218
5/8	1/2	QS69-10D	85430

RUN TEE



Tube A	Tube B	Tube C	Part No.	Stk. Code
1/4	1/4	1/4	QS71-44B	85431
1/4	1/4	3/8	QS71-44C	85432
3/8	1/4	3/8	QS71-64C	85433
3/8	3/8	3/8	QS71-66C	85434
1/2	1/4	1/2	QS71-84D	85435

PARTS CABINETS

TECTRAN offers numerous, convenient ways to store brass fittings. Visit our website for more information

WWW.TECTRAN.COM

12-Drawer Cabinets



10 3/4" H x 17 1/4" W x 12" D
Part No. CAB10
Stk. Code 99075

Large Storage Cabinet



60" H x 35 1/2" W x 20" D (Base)

Part No. CAB5
Stk. Code 99115

40-Bin Storage Cabinet



22 1/2" H x 33 3/4" W x 12" D
Part No. CAB14
Stk. Code 99079



COMPRESSION FITTINGS

BRASS INSERT



Part No.	Stk. Code	Tube Size	Tube O.D.
19221	85140	1/8	.079
19222	85141	1/8	.061
19231	85142	3/16	.138
19232	85143	3/16	.108
19241	85144	1/4	.170
19251	85145	5/16	.232
19252	85146	5/16	.189
19261	85147	3/8	.250
19281	85148	1/2	.376
19301	85149	5/8	.441
19321	85150	3/4	.566

SLEEVE



Part No.	Stk. Code	Tube Size
60-2	88226	1/8
60-25	85419	5/32
60-3	88227	3/16
60-4	88228	1/4
60-5	88229	5/16
60-6	88230	3/8
60-7	88231	7/16
60-8	88232	1/2
60-10	88223	5/8
60-12	88224	3/4
60-14	88225	7/8

SLEEVE IN-LINE



Part No.	Stk. Code	Tube Size
260-2	88209	1/8
260-3	88210	3/16
260-4	88211	1/4
260-5	88212	5/16
260-6	88213	3/8
260-8	90381	1/2

NUT



Part No.	Stk. Code	Tube Size
61-2	88236	1/8
61-3	88237	3/16
61-4	88238	1/4
61-5	88239	5/16
61-6	88240	3/8
61-7	88241	7/16
61-8	88242	1/2
61-10	88233	5/8
61-12	88234	3/4

LONG NUT




Part No.	Stk. Code	Tube Size
161-3	90330	3/16

UNION



Part No.	Stk. Code	Tube Size
62-2	88245	1/8
62-3	88246	3/16
62-4	88247	1/4
62-5	88248	5/16
62-6	88249	3/8
62-8	88251	1/2
62-10	88243	5/8
62-12	88244	3/4

BULKHEAD UNION



Part No.	Stk. Code	Tube Size
77-4	89899	1/4

UNION TEE



Part No.	Stk. Code	Tube Size
64-2	88262	1/8
64-3	88263	3/16
64-4	88264	1/4
64-5	88265	5/16
64-6	88266	3/8
64-8	88267	1/2
64-10	88261	5/8

UNION ELBOW



Part No.	Stk. Code	Tube Size
65-4	88273	1/4
65-5	88274	5/16
65-6	88275	3/8
65-8	88276	1/2

90° FEMALE ELBOW



Part No.	Stk. Code	Tube Size	Pipe Thrd
70-3A	90383	3/16	1/8
70-4A	88341	1/4	1/8
70-6B	88344	3/8	1/4

45° ELBOW



Part No.	Stk. Code	Tube Size	Pipe Thrd
74-4A	88362	1/4	1/8
74-6B	88363	3/8	1/4
74-8C	88364	1/2	3/8
74-8D	88365	1/2	1/2
74-10D	88360	5/8	1/2

FEMALE CONNECTOR



Part No.	Stk. Code	Tube Size	Pipe Thrd
66-2A	88279	1/8	1/8
66-3A	88280	3/16	1/8
66-4A	88281	1/4	1/8
66-4B	88282	1/4	1/4
66-5A	85452	5/16	1/8
66-5B	88285	5/16	1/4
66-6A	88286	3/8	1/8
66-6B	88287	3/8	1/4
66-6C	88288	3/8	3/8
66-8C	88290	1/2	3/8
66-10D	88277	5/8	1/2

SMALL HEX UNION - STEEL



Part No.	Stk. Code	Tube Size
7305-3	88745	3/16
7305-10	90217	5/8
7305-12	90374	3/4

COMPRESSION FITTINGS

MALE CONNECTOR



Part No.	Stk. Code	Tube Size	Pipe Thrd
68-2A	88296	1/8	1/8
68-2X1	88297	1/8	1/16
68-3A	88298	3/16	1/8
68-3B	88299	3/16	1/4
68-4A	88300	1/4	1/8
68-4B	88301	1/4	1/4
68-4C	88302	1/4	3/8
68-5A	88304	5/16	1/8
68-5B	88305	5/16	1/4
68-5D	88307	5/16	1/2
68-6A	88308	3/8	1/8
68-6B	88309	3/8	1/4
68-6C	88310	3/8	3/8
68-6D	88311	3/8	1/2
68-8B	88313	1/2	1/4
68-8C	88314	1/2	3/8
68-8D	88315	1/2	1/2
68-8E	88316	1/2	3/4
68-10D	88293	5/8	1/2
68-12D	88294	3/4	1/2
68-12E	88295	3/4	3/4

MALE ELBOW



Part No.	Stk. Code	Tube Size	Pipe Thrd
69-2A	88322	1/8	1/8
69-3A	88324	3/16	1/8
69-3B	88325	3/16	1/4
69-4A	88326	1/4	1/8
69-4B	88327	1/4	1/4
69-4C	88328	1/4	3/8
69-5A	88330	5/16	1/8
69-5B	88331	5/16	1/4
69-5C	88332	5/16	3/8
69-6A	88333	3/8	1/8
69-6B	88334	3/8	1/4
69-6C	88335	3/8	3/8
69-6D	88336	3/8	1/2
69-8B	88338	1/2	1/4
69-8C	88339	1/2	3/8
69-8D	88340	1/2	1/2
69-10C	88318	5/8	3/8
69-10D	88319	5/8	1/2
69-12D	88320	3/4	1/2
69-12E	88321	3/4	3/4

MALE RUN TEE



Part No.	Stk. Code	Tube Size	Pipe Thrd
71-3A	88346	3/16	1/8
71-4A	88347	1/4	1/8
71-6B	88350	3/8	1/4
71-8C	88352	1/2	3/8

MALE BRANCH TEE



Part No.	Stk. Code	Tube Size	Pipe Thrd
72-3A	88353	3/16	1/8
72-4A	88354	1/4	1/8
72-4B	88355	1/4	1/4
72-5A	88356	5/16	1/8
72-6B	88358	3/8	1/4
72-8C	88359	1/2	3/8

COMPRESSION FITTINGS-W/SELF ALIGNING CONE SHAPED FERRULES

- For use with cone shaped ferrules

NUT



Part No.	Stk. Code	Tube Size
261-A	90227	1/8
261-B	90228	1/4

90° MALE ELBOW



Part No.	Stk. Code	Tube Size	Pipe Thrd
4469121WH	90373	1/8	1/16
446912WHD	90372	1/8	1/8

MALE CONNECTOR



Part No.	Stk. Code	Tube Size	Pipe Thrd
4468111WH	90371	1/8	1/16
446812WHD	90370	1/8	1/8

FEMALE CONNECTOR



Part No.	Stk. Code	Tube Size	Pipe Thrd
446612WHD	90369	1/8	1/8



PIPE FITTINGS

UNION ELBOW



Part No.	Stk. Code	Pipe Thrd	Desc.
100-A	88001	1/8	Extruded
100-B	88002	1/4	Extruded
100-C	88003	3/8	Extruded
100-D	88004	1/2	Extruded
100-E	88005	3/4	Extruded

TEE



Part No.	Stk. Code	Pipe Thrd	Desc.
101-A	88011	1/8	Extruded
101-B	88012	1/4	Extruded
101-C	88013	3/8	Extruded
101-D	88014	1/2	Extruded
101-E	88015	3/4	Extruded
101F-A	88016	1/8	Forged
101F-B	88017	1/4	Forged
101F-C	88019	3/8	Forged
101F-D	88021	1/2	Forged
101F-E	88023	3/4	Forged

CROSS



Part No.	Stk. Code	Pipe Thrd	Desc.
102-A	88025	1/8	Extruded
102-B	88026	1/4	Extruded
102-C	88027	3/8	Extruded
102-D	88028	1/2	Extruded
102F-C	88030	3/8	Forged

COUPLING



Part No.	Stk. Code	Pipe Thrd
103-A	88032	1/8
103-B	88033	1/4
103-C	88034	3/8
103-D	88035	1/2
103-E	88036	3/4

UNION



Part No.	Stk. Code	Pipe Thrd
104-A	88038	1/8
104-B	88039	1/4

45° FEMALE ELBOW



Part No.	Stk. Code	Pipe Thrd
105-A	88042	1/8
105-B	88043	1/4
105-C	88044	3/8

MALE BRANCH TEE



Part No.	Stk. Code	Pipe Thrd	Desc.
106-A	88046	1/8	Extruded
106-B	88047	1/4	Extruded
106-C	88048	3/8	Extruded
106-D	88049	1/2	Extruded
106F-C	88051	3/8	Forged

STREET TEE



Part No.	Stk. Code	Pipe Thrd	Desc.
107-A	88053	1/8	Extruded
107-B	88054	1/4	Extruded
107-C	88055	3/8	Extruded
107-D	88056	1/2	Extruded
107-E	88057	3/4	Extruded
107F-A	88058	1/8	Forged
107F-B	88059	1/4	Forged
107F-C	88060	3/8	Forged
107F-D	88061	1/2	Forged
107F-E	88062	3/4	Forged

CAP



Part No.	Stk. Code	Pipe Thrd
108-A	88063	1/8
108-B	88064	1/4
108-C	88065	3/8
108-D	88066	1/2
108-E	88067	3/4

SQUARE HEAD PLUG



Part No.	Stk. Code	Pipe Thrd
109-A	88068	1/8
109-B	88069	1/4
109-C	88070	3/8
109-D	88071	1/2
109-E	88072	3/4
109-H	88073	1

BUSHING



Part No.	Stk. Code	Male Thrd	Female Thrd
110-BA	88074	1/4	1/8
110-CA	88075	3/8	1/8
110-CB	88076	3/8	1/4
110-DA	88077	1/2	1/8
110-DB	88078	1/2	1/4
110-DC	88079	1/2	3/8
110-EA	88080	3/4	1/8
110-EB	88081	3/4	1/4
110-EC	88082	3/4	3/8
110-ED	88083	3/4	1/2
110-HB	88084	1	1/4
110-HC	88085	1	3/8
110-HD	88086	1	1/2
110-HE	88087	1	3/4

LOCK NUT



Part No.	Stk. Code	Pipe Thrd
111-B	88089	1/4
111-C	88090	3/8
111-D	88091	1/2
111-E	88092	3/4

CLOSE NIPPLE



Part No.	Stk. Code	Pipe Thrd
112-A	88093	1/8
112-B	88094	1/4
112-C	88095	3/8
112-D	88096	1/2
112-E	88097	3/4
112-H	88098	1

RESTRICTION PIPE ADAPTER

- .0625 orifice
- PTF short thread



Part No.	Stk. Code	Male Thrd	Female Thrd
41512-WHD	90243	1/8	1/8

PIPE FITTINGS

LONG NIPPLE



Part No.	Stk. Code	Pipe Thrd	Length
113A11/2	88099	1/8	1 1/2
113-A2	88101	1/8	2
113A21/2	88102	1/8	2 1/2
113-A3	88104	1/8	3
113B11/2	88106	1/4	1 1/2
113-B2	88108	1/4	2
113B21/2	88109	1/4	2 1/2
113-B3	88111	1/4	3
113C11/2	88115	3/8	1 1/2
113-C2	88117	3/8	2
113C21/2	88118	3/8	2 1/2
113-C3	88120	3/8	3
113C31/2	88722	3/8	3 1/2
113D11/2	88121	1/2	1 1/2
113-D2	88123	1/2	2
113D21/2	88124	1/2	2 1/2
113-D3	88126	1/2	3
113D31/2	88667	1/2	3 1/2
113E11/2	88127	3/4	1 1/2
113-E2	88129	3/4	2
113E21/2	88130	3/4	2 1/2
113-E3	88131	3/4	3
113-H2	88133	1	2
113-H3	88135	1	3

90° STREET ELBOW



Part No.	Stk. Code	Pipe Thrd	Desc.
115-A	88136	1/8	Extruded
115-B	88137	1/4	Extruded
115-C	88139	3/8	Extruded
115-D	88140	1/2	Extruded
115-E	88141	3/4	Extruded
115F-A	88142	1/8	Forged
115F-B	88143	1/4	Forged
115F-C	88145	3/8	Forged
115F-D	88147	1/2	Forged
115F-E	88149	3/4	Forged

REDUCING ELBOW



Part No.	Stk. Code	Female Pipe Thrd	Male Pipe Thrd	Desc.
115-BA	88138	1/4	1/8	Extruded
115F-BA	88144	1/4	1/8	Forged
115F-CB	88146	3/8	1/4	Forged
115F-DC	88148	1/2	3/8	Forged

SLOTTED HEAD PLUG




Part No.	Stk. Code	Pipe Thrd
117-A	88150	1/8
117-B	88151	1/4
117-C	88152	3/8

COUNTER SUNK HEX HEAD PLUG



Part No.	Stk. Code	Pipe Thrd
118-A	88153	1/8
118-B	88154	1/4
118-C	88155	3/8
118-D	88156	1/2
118-E	88157	3/4

REDUCER COUPLING



Part No.	Stk. Code	Pipe Thrd A	Pipe Thrd B
119-BA	88158	1/4	1/8
119-CA	88159	3/8	1/8
119-CB	88160	3/8	1/4
119-DB	88161	1/2	1/4
119-DC	88162	1/2	3/8
119-ED	88163	3/4	1/2

ADAPTER



Part No.	Stk. Code	Female Pipe Thrd	Male Pipe Thrd
120-AA	88164	1/8	1/8
120-BA	88165	1/4	1/8
120-BB	88166	1/4	1/4
120-CA	88167	3/8	1/8
120-CB	88168	3/8	1/4
120-CC	88169	3/8	3/8
120-DB	88170	1/2	1/4
120-DC	88171	1/2	3/8
120-DD	88172	1/2	1/2
120-EC	90331	3/4	3/8
120-ED	88173	3/4	1/2

HEX HEAD PLUG




Part No.	Stk. Code	Pipe Thrd
121-A	88174	1/8
121-B	88175	1/4
121-C	88176	3/8
121-D	88177	1/2
121-E	88178	3/4
121-H	88179	1

HEX NIPPLE



Part No.	Stk. Code	Pipe Thrd
122-A	88180	1/8
122-B	88181	1/4
122-C	88183	3/8
122-D	88186	1/2
122-E	88189	3/4

HEX NIPPLE REDUCING



Part No.	Stk. Code	Pipe Thrd A	Pipe Thrd B
122-BA	88182	1/4	1/8
122-CA	88184	3/8	1/8
122-CB	88185	3/8	1/4
122-DB	88187	1/2	1/4
122-DC	88188	1/2	3/8
122-ED	88190	3/4	1/2

45° STREET ELBOW



Part No.	Stk. Code	Pipe Thrd	Desc.
124-A	88192	1/8	Extruded
124-B	88193	1/4	Extruded
124-C	88194	3/8	Extruded
124-D	88195	1/2	Extruded
124-E	88110	3/4	Extruded
124F-A	88196	1/8	Forged
124F-B	88197	1/4	Forged
124F-C	88198	3/8	Forged



SAE 45° FLARED FITTINGS

FLARE UNION - FEMALE TO FEMALE



Part No.	Stk. Code	Tube Size
32-6	89140	3/8
32-8	89141	1/2

CONNECTOR - FEMALE TO MALE PIPE



Part No.	Stk. Code	Tube Size	Pipe Thrd
33-4A	89142	1/4	1/8
33-4B	89890	1/4	1/4
33-6B	89143	3/8	1/4
33-6C	89891	3/8	3/8
33-8C	89144	1/2	3/8

TUBE COUPLING - SWIVEL FLARE



Part No.	Stk. Code	Tube Size
34-8	89149	1/2

NUT



Part No.	Stk. Code	Tube Size
41S-2	90320	1/8
41S-3	89171	3/16
41S-4	89172	1/4
41S-5	90321	5/16
41S-6	89173	3/8
41S-8	89174	1/2
41S-10	88122	5/8

LONG NUT




Part No.	Stk. Code	Tube Size
41-2	89165	1/8
41-3	89166	3/16
41-4	89167	1/4
41-5	89168	5/16
41-6	89169	3/8
41-8	89170	1/2
41-10	89163	5/8

UNION



Part No.	Stk. Code	Tube Size
42-2	89178	1/8
42-3	89179	3/16
42-4	89180	1/4
42-5	89181	5/16
42-6	89182	3/8
42-8	89183	1/2
42-10	89175	5/8
42-12	89176	3/4

UNION REDUCING



Part No.	Stk. Code	Tube Size A	Tube Size B
42R-64	89188	3/8	1/4
42R-84	89190	1/2	1/4
42R-86	89191	1/2	3/8
42R-106	89184	5/8	3/8
42R-108	89185	5/8	1/2

UNION TEE



Part No.	Stk. Code	Tube Size
44-4	89195	1/4
44-5	89196	5/16
44-6	89197	3/8
44-8	89198	1/2
44-10	89192	5/8

MALE BRANCH TEE



Part No.	Stk. Code	Tube Size	Pipe Thrd
45-3A	89200	3/16	1/8
45-4A	89201	1/4	1/8
45-4B	89202	1/4	1/4
45-5A	89203	5/16	1/8
45-5B	89204	5/16	1/4
45-6B	89205	3/8	1/4
45-6C	89206	3/8	3/8

FEMALE CONNECTOR



Part No.	Stk. Code	Tube Size	Pipe Thrd
46-3A	89214	3/16	1/8
46-4A	89217	1/4	1/8
46-4B	89218	1/4	1/4
46-4C	89219	1/4	3/8
46-5A	89220	5/16	1/8
46-5B	89221	5/16	1/4
46-6A	89224	3/8	1/8
46-6B	89225	3/8	1/4
46-6C	89226	3/8	3/8
46-6D	89227	3/8	1/2
46-8B	89236	1/2	1/4
46-8C	89237	1/2	3/8
46-8D	89238	1/2	1/2
46-10D	89209	5/8	1/2

MALE CONNECTOR



Part No.	Stk. Code	Tube Size	Pipe Thrd
48-2A	89258	1/8	1/8
48-3A	89259	3/16	1/8
48-3B	89260	3/16	1/4
48-4A	89261	1/4	1/8
48-4B	89262	1/4	1/4
48-4C	89263	1/4	3/8
48-4D	89264	1/4	1/2
48-5A	89265	5/16	1/8
48-5B	89266	5/16	1/4
48-5C	89267	5/16	3/8
48-6A	89268	3/8	1/8
48-6B	89269	3/8	1/4
48-6C	89270	3/8	3/8
48-6D	89271	3/8	1/2
48-6E	89272	3/8	3/4
48-8B	89274	1/2	1/4
48-8C	89275	1/2	3/8
48-8D	89276	1/2	1/2
48-8E	89277	1/2	3/4
48-10C	89252	5/8	3/8
48-10D	89253	5/8	1/2
48-10E	89254	5/8	3/4
48-12D	89255	3/4	1/2
48-12E	89256	3/4	3/4

SAE 45° FLARED FITTINGS

MALE ELBOW



Part No.	Stk. Code	Tube Size	Pipe Thrd
49-2A	89283	1/8	1/8
49-3A	89284	3/16	1/8
49-4A	89285	1/4	1/8
49-4B	89286	1/4	1/4
49-4C	89287	1/4	3/8
49-4D	89288	1/4	1/2
49-5A	89289	5/16	1/8
49-5B	89290	5/16	1/4
49-5C	89291	5/16	3/8
49-6A	89292	3/8	1/8
49-6B	89293	3/8	1/4
49-6C	89294	3/8	3/8
49-6D	89295	3/8	1/2
49-8B	89297	1/2	1/4
49-8C	89298	1/2	3/8
49-8D	89299	1/2	1/2
49-8E	89300	1/2	3/4
49-10C	89278	5/8	3/8
49-10D	89279	5/8	1/2
49-10E	89280	5/8	3/4
49-12D	89281	3/4	1/2
49-12E	89282	3/4	3/4

FEMALE ELBOW



Part No.	Stk. Code	Tube Size	Pipe Thrd
50-4A	89303	1/4	1/8
50-4B	89304	1/4	1/4
50-6B	89308	3/8	1/4
50-8C	89312	1/2	3/8
50-8D	89313	1/2	1/2
50-10D	89302	5/8	1/2

MALE RUN TEE



Part No.	Stk. Code	Tube Size	Pipe Thrd
51-4A	89318	1/4	1/8
51-6B	89322	3/8	1/4
51-10D	89315	5/8	1/2

45° ELBOW



Part No.	Stk. Code	Tube Size	Pipe Thrd
54-4A	89331	1/4	1/8
54-4B	89332	1/4	1/4
54-5A	89333	5/16	1/8
54-5B	89334	5/16	1/4
54-6B	89335	3/8	1/4
54-6C	89336	3/8	3/8
54-6D	89337	3/8	1/2
54-8C	89338	1/2	3/8
54-8D	89339	1/2	1/2
54-10C	89328	5/8	3/8
54-10D	89329	5/8	1/2
54-12D	89897	3/4	1/2
54-12E	89330	3/4	3/4

90° UNION ELBOW



Part No.	Stk. Code	Tube Size
55-3	89341	3/16
55-4	89342	1/4
55-5	89343	5/16
55-6	89344	3/8
55-8	89345	1/2
55-10	89340	5/8

CAP NUT



Part No.	Stk. Code	Tube Size
56-4	89352	1/4
56-5	89353	5/16
56-6	89354	3/8
56-8	89355	1/2
56-10	89350	5/8
56-12	89884	3/4

FLARE SEAL PLUG



Part No.	Stk. Code	Tube Size
58-4	89363	1/4
58-6	89365	3/8
58-8	89366	1/2
58-10	89361	5/8

ADAPTER - SAE 45° FLARE TO INVERTED FLARE



Part No.	Stk. Code	SAE Tube Size	Inverted Male Thrd
41553	90200	3/8	5/16
41563	90201	3/8	3/8
41518-WHD	90199	1/4	3/16
41522-WHD	90247	1/4	1/4
41554-WHD	90251	3/8	7/16

ADAPTER - AC TYPE



Part No.	Stk. Code	SAE Tube Size	SAE Tube Size
41521-WHD	90246	1/4	1/4



INVERTED FLARED FITTINGS

NUT



Part No.	Stk. Code	Tube Size	Desc.
141-3	89066	3/16	Brass
141-4	89067	1/4	Brass
141-5	89068	5/16	Brass
141-6	89069	3/8	Brass
141-8	89070	1/2	Brass
S141-2	89491	1/8	Steel
S141-3	89492	3/16	Steel
S141-4	89494	1/4	Steel
S141-5	89495	5/16	Steel
S141-6	89496	3/8	Steel
S141-7	90315	7/16	Steel
S141-8	89904	1/2	Steel
S141-10	89489	5/8	Steel
S141-12	89490	3/4	Steel
S141-67A*	90314	3/8	Steel
SL141-3	89498	3/16	Steel - Long
SL141-4	89499	1/4	Steel - Long

*3/8" Tube to 11/16-18 Male Thread

PLUG



Part No.	Stk. Code	Tube Size
PL141-3	89482	3/16
PL141-4	89483	1/4
PL141-5	89484	5/16
PL141-6	89485	3/8

UNION



Part No.	Stk. Code	Tube Size
142-2	89071	1/8
142-3	89072	3/16
142-4	89073	1/4
142-5	89074	5/16
142-6	89075	3/8
142-8	89076	1/2

TEE - FLARED ALL ENDS



Part No.	Stk. Code	Tube Size
144-2	90226	1/8
144-3	89079	3/16
144-4	89080	1/4
144-5	89081	5/16
144-6	89082	3/8
144-8	89083	1/2

FEMALE BRANCH TEE



Part No.	Stk. Code	Tube Size	Female Pipe Thrd
144-3A	90216	3/16	1/8

MALE BRANCH TEE



Part No.	Stk. Code	Tube Size	Male Pipe Thrd
145-3A	89886	3/16	1/8
145-4A	89084	1/4	1/8
145-5A	89085	5/16	1/8
145-6B	90362	3/8	1/4

UNION TUBE TO FEMALE PIPE



Part No.	Stk. Code	Tube Size	Pipe Thrd
146-3A	89086	3/16	1/8
146-4A	89087	1/4	1/8
146-5A	89088	5/16	1/8
146-6B	89089	3/8	1/4
146-8C	89090	1/2	3/8

CONNECTOR TUBE TO MALE PIPE




Part No.	Stk. Code	Tube Size	Pipe Thrd
148-2A	89092	1/8	1/8
148-3A	89093	3/16	1/8
148-4A	89094	1/4	1/8
148-4B	89095	1/4	1/4
148-5A	89096	5/16	1/8
148-5B	89097	5/16	1/4
148-6A	89098	3/8	1/8
148-6B	89099	3/8	1/4
148-6C	89100	3/8	3/8
148-8B	89101	1/2	1/4
148-8C	89102	1/2	3/8
148-8D	89103	1/2	1/2
148-10D	89091	5/8	1/2

ELBOW FLARE TO MALE PIPE



Part No.	Stk. Code	Tube Size	Pipe Thrd
149-2A	89106	1/8	1/8
149-3A	89107	3/16	1/8
149-4A	89108	1/4	1/8
149-4B	89109	1/4	1/4
149-5A	89110	5/16	1/8
149-5B	89111	5/16	1/4
149-6A	89112	3/8	1/8
149-6B	89113	3/8	1/4
149-6C	89114	3/8	3/8
149-8C	89116	1/2	3/8
149-8D	89117	1/2	1/2
149-12D	90348	3/4	1/2

90° FEMALE ELBOW



Part No.	Stk. Code	Tube Size	Pipe Thrd
150-4A	89118	1/4	1/8
150-5A	90361	5/16	1/8
150-6B	89119	3/8	1/4

45° ELBOW



Part No.	Stk. Code	Tube Size	Pipe Thrd
154-3A	89120	3/16	1/8
154-4A	89121	1/4	1/8
154-5A	89122	5/16	1/8
154-6B	89123	3/8	1/4
154-8C	89124	1/2	3/8

INVERTED FLARED FITTINGS

TEE WITH BRACKET



Part No.	Stk. Code	Inv. Seat	Bolt Hole	Bracket
47812	89805	3/16 (3)	11/32	Angled
47765	90204	1/4 (3)	11/32	Flat

REAR AXLE TEE



Part No.	Stk. Code	Inv. Seat	Bolt Hole	Hose End Port
47805-WHD	90286	3/16 (2)	9/32	3/8-24

BRAKE ADAPTER



Part No.	Stk. Code	Inverted Seat	Bolt Hole
47709-WHD	90285	1/4	19/32

FEMALE INVERTED RIGID



Part No.	Stk. Code	Hose Size	Tube Size	Thrd Size
736-43	89428	1/4	3/16	3/8-24
736-44	89429	1/4	1/4	7/16-24
736-45	89430	1/4	5/16	1/2-20
736-55	90403	5/16	5/16	1/2-20
736-65	90402	3/8	5/16	1/2-20
736-66	89431	3/8	3/8	5/18-18
736-88	90404	1/2	1/2	3/4-18

INVERTED MALE CONNECTOR



Part No.	Stk. Code	Hose Size	Tube Size
1138-4	90387	5/16	1/4
1138-5	90392	3/8	5/16
1138-55	90398	5/16	5/16
1138-5C	90399	5/16	3/8
1138-6	90394	3/8	3/8

MALE SWIVEL 90° ELBOW



Part No.	Stk. Code	Hose Size	Tube Size
1140-4B	90385	1/4	1/4
1140-5B	90386	1/4	5/16
1140-55	90400	5/16	5/16
1140-5C	90396	3/8	5/16
1140-6C	90397	3/8	3/8
1140C-6*	90391	3/8	3/8

* NOTE: Chrome Plated

DUAL MASTER CYLINDER ADAPTER BUBBLE FLARE MALE TO INVERTED FEMALE



Part No.	Stk. Code	Male Thrd	Female Thrd
41441-WHD	89612	3/16	3/16
47897	89814	5/16	3/16


DUAL MASTER CYLINDER ADAPTER INVERTED MALE TO INVERTED FEMALE



Part No.	Stk. Code	Male Flare Size	Thread	Female Flare Size	Thread
47727*	89798	5/16	1/2-20	1/4	7/16-24
47732*	89800	1/4	7/16-20	1/4	7/16-24
47817*	89806	5/16	1/2-20	3/16	3/8-24
41074-WHD*	90197	5/16	1/2-20	5/16	1/2-20
47818	89807	1/4	7/16-24	3/16	3/8-24
47828	89808	3/16	3/8-24	1/4	7/16-24
47829	89809	5/16	1/2-20	1/4	7/16-24
47908	89822	1/4	9/16-18	1/4	7/16-24
47909	89823	5/16	1/2-20	3/16	3/8-24
47910	89824	3/16	9/16-20	3/16	3/8-24
47911	89825	3/16	9/16-18	3/16	3/8-24
47912	90206	5/16	1/2-20	3/16	9/16-18
47913	89826	3/16	9/16-18	3/16	1/2-20
47915	89828	5/16	1/2-20	3/8	5/8-18
47916	90207	3/8	5/8-18	5/16	1/2-20
47917	89829	1/4	7/16-24	5/16	1/2-20
47771	90205	3/8 NPT	5/8-18	5/16	1/2-20

* NOTE: Seat on hex face

TOWED TRAILER BRAKE TEE




Part No.	Stk. Code	Tube Size A	Tube Size B	Male Thrd C
47898-WHD	90287	1/4 (7/16-24)	1/4 (7/16-24)	1/4 inv. (7/16-24)
47900	89817	3/16 (3/8 - 24)	3/16 (3/8-24)	3/16 inv. (3/8-24)
47901	90223	1/4 (7/16-24)	3/16 (3/8-24)	1/4 inv. (7/16-24)
47904	89819	1/4 (9/16-18)	3/16 (3/8-24)	1/4 inv. (9/16-18)
47905-WHD	90288	3/16 (9/16-20)	3/16 (3/8-24)	3/16 inv. (9/16-20)
47906	89821	3/16 (1/2-20)	3/16 (3/8-24)	1/2-20 inv.
47914-WHD	90290	3/16 (7/16-24)	3/16 (3/8-24)	1/4 inv. (7/16-24)
47933	89831	3/16 (9/16-18)	3/16 (3/8-24)	3/16 inv. (9/16-18)



INVERTED FLARED FITTINGS - METRIC ADAPTERS

INVERTED MALE THREAD TO FEMALE THREAD

- Use "S" series brake lines



Part No.	Stk. Code	Inv. Male Thrd	Tube O.D Female Thrd
41443-WHD	89614	M10 x 1.0	3/16 (3/8-24)

FEMALE INVERTED FLARE TO MALE METRIC BUBBLE FLARE THREAD



Part No.	Stk. Code	Female Thrd	Male Thrd
47972	90212	3/16 (3/8-24)	13 x 1.5
47974	89835	3/16 (3/8-24)	12 x 1.0

BUBBLE MALE THREAD TO FEMALE THREAD



Part No.	Stk. Code	Male Thrd	Tube O.D/ Female Thrd
41442-WHD	89613	M10 x 1.0	3/16 (3/8-24)
47935	90208	M11 x 1.5	3/16 (M10 x 1.0)
47936	90209	M12 x 1.0	3/16 (M10 x 1.0)
47937	89833	M13 x 1.5	3/16 (M10 x 1.0)

METRIC BRAKE LINE UNION

- Japanese line to Japanese line
- Standard Flare
- SJ Series




Part No.	Stk. Code	Thrd
47934A	89832	10 x 1.0

FEMALE STANDARD FLARE TO MALE BUBBLE FLARE TUBE



Part No.	Stk. Code	Female Thrd	Male Thrd
47970	90211	3/16 (3/8-24)	3/16 (10 x 1.25)

TOWED TRAILER BRAKE TEE



Part No.	Stk. Code	Tube Size A	Tube Size B	Male Thrd C
47921-WHD	90294	3/16 (M12X 1.0)	3/16(3/8-24)	3/16 (M12X 1.0)

RING BARB FITTINGS

MALE BRANCH TEE



Part No.	Stk. Code	Tube Size	Pipe Thrd
972-4A	89478	1/4	1/8
972-6B	89479	3/8	1/4

UNION TUBE TO TUBE



Part No.	Stk. Code	Tube O.D.
962-4	89459	1/4
962-6	89460	3/8
962-8	89461	1/2

ELBOW TUBE TO MALE PIPE



Part No.	Stk. Code	Tube I.D.	Tube O.D.	Pipe Thrd
969-4A	89472	.170	1/4	1/8
969-4B	89473	.170	1/4	1/4
969-6A	89474	.250	3/8	1/8
969-6B	89475	.250	3/8	1/4
969-8C	89476	.375	1/2	3/8

UNION TEE



Part No.	Stk. Code	Tube Size
964-4	89462	1/4
964-6	89900	3/8
964-662	90316	3/8 x 1/2 x 3/8
964-8	89463	1/2

CONNECTOR TUBE TO MALE PIPE



Part No.	Stk. Code	Tube I.D.	Tube O.D.	Pipe Thrd
968-4A	89467	.170	1/4	1/8
968-4B	89468	.120	1/4	1/4
968-6A	89469	.250	3/8	1/8
968-6B	89470	.250	3/8	1/4
968-8C	89471	.375	1/2	3/8

UNION ELBOW



Part No.	Stk. Code	Tube Size
965-4	90317	1/4
965-6	90318	3/8
965-8	90319	1/2

HOSE BARB FITTINGS

HOSE BARB TO MALE PIPE



Part No.	Stk. Code	Hose I.D.	Pipe Thrd
125-4A	89009	1/4	1/8
125-4B	89010	1/4	1/4
125-4C	89011	1/4	3/8
125-5A	89012	5/16	1/8
125-5B	89013	5/16	1/4
125-6A	89015	3/8	1/8
125-6B	89016	3/8	1/4
125-6C	89017	3/8	3/8
125-6D	89018	3/8	1/2
125-8B	89019	1/2	1/4
125-8C	89020	1/2	3/8
125-8D	89021	1/2	1/2
125-8E	89022	1/2	3/4
125-10C	89001	5/8	3/8
125-10D	89002	5/8	1/2
125-12D	89004	3/4	1/2
125-12E	89005	3/4	3/4

HOSE BARB TO FEMALE PIPE



Part No.	Stk. Code	Hose I.D.	Pipe Thrd
126-4A	89024	1/4	1/8
126-4B	89025	1/4	1/4
126-6B	89027	3/8	1/4
126-6C	89028	3/8	3/8
126-6D	90176	3/8	1/2
126-8D	89031	1/2	1/2

HOSE COUPLER - ROUND SHOULDER



Part No.	Stk. Code	Hose I.D.
129R-3	89040	3/16
129R-4	89041	1/4
129R-5	89042	5/16
129R-6	89043	3/8
129R-8	89044	1/2
129R-10	89038	5/8
129R-12	89039	3/4

SWIVEL COUPLER - HOSE BARB TO FEMALE 45° SAE FLARE



Part No.	Stk. Code	Tube O.D.	Pipe Thrd
128-66	89037	3/8	3/8
128-88	90179	1/2	1/2

HOSE BARB TO SWIVEL FEMALE BALL END



Part No.	Stk. Code	Tube O.D.	Pipe Thrd
130-4B	89045	1/4	1/4

MALE PIPE RIGID



Part No.	Stk. Code	Hose I.D.	Pipe Thrd
138-3A	90384	3/16	1/8

90° ELBOW HOSE BARB TO MALE PIPE



Part No.	Stk. Code	Hose I.D.	Pipe Thrd
139-4A	89053	1/4	1/8
139-4B	89054	1/4	1/4
139-5A	89055	5/16	1/8
139-5B	89056	5/16	1/4
139-5C	90401	5/16	3/8
139-6A	89057	3/8	1/8
139-6B	89058	3/8	1/4
139-6C	89059	3/8	3/8
139-8C	89061	1/2	3/8
139-10C	89050	5/8	3/8
139-10D	89051	5/8	1/2
139-12D	89052	3/4	1/2

45° ELBOW HOSE BARB TO MALE PIPE



Part No.	Stk. Code	Hose I.D.	Pipe Thrd
140-8C	89064	1/2	3/8
140-10C	89062	5/8	3/8

SAE 45° FLARE CONNECTOR



Part No.	Stk. Code	Hose I.D.	Tube Size
153-5	90395	3/8	5/16

BEADED HOSE BARB 90° ELBOW TO MALE PIPE



Part No.	Stk. Code	Hose I.D.	Pipe Thrd
339-8C	87194	1/2	3/8
339-8D	89928	1/2	1/2
339-10C	87192	5/8	3/8
339-10D	89912	5/8	1/2
339-12D	87193	3/4	1/2




DUAL HOSE BARB FITTINGS

90° ELBOW MALE PIPE RIGID



Part No.	Stk. Code	Hose I. D.	Pipe Thrd
724-52	90220	5/16	1/8-27
724-54	90221	5/16	1/4-18
724-62	90311	3/8	1/8-27
724-82	90222	3/8	1/4-18

STRAIGHT TUBE RIGID



Part No.	Stk. Code	Hose I. D.	Pipe Thrd
732-43	89421	1/4	3/16
732-44	90301	1/4	1/4
732-45	90302	1/4	5/16
732-66	90312	3/8	3/8

MALE PIPE - NPT




Part No.	Stk. Code	Hose I. D.	Pipe Thrd
725-4A	89390	1/4	1/8
725-4B	89391	1/4	1/4
725-5A	90303	5/16	1/8
725-5B	89392	5/16	1/4
725-6A	90184	3/8	1/8
725-6B	89393	3/8	1/4
725-6C	89394	3/8	3/8
725-8B	90185	1/2	1/4
725-8C	89396	1/2	3/8
725-8D	89397	1/2	1/2
725-10D	89388	5/8	1/2
725-12E	89389	3/4	3/4

INVERTED MALE SWIVEL



Part No.	Stk. Code	Hose I. D.	Tube Size	Thrd
735-43	89423	1/4	3/16	3/8-24
735-44	89424	1/4	1/4	7/16-24
735-45	89425	1/4	5/16	1/2-20
735-54	90405	5/16	1/4	7/16-24
735-55	90307	5/16	5/16	1/2-20
735-56	90308	5/16	3/8	5/8-18
735-65	90310	3/8	5/16	1/2-20
735-66	89426	3/8	3/8	5/8-18
735-88	89427	1/2	1/2	3/4-18

MALE 45° FLARE MALE PIPE RIGID



Part No.	Stk. Code	Hose I. D.	Tube Size	Pipe Thrd
727-44	89401	1/4	1/4	7/16-20
727-45	89402	1/4	5/16	1/2-20
727-55	90407	5/16	5/16	1/2-20
727-66	89403	3/8	3/8	5/8-18

FEMALE PIPE SWIVEL

- Swivel nuts are universal - both 37° and 45° connections



FEMALE 45° SAE FLARE SWIVEL



Part No.	Stk. Code	Hose I. D.	Tube Size
728-44	89406	1/4	1/4
728-45	89407	1/4	5/16
728-66	89408	3/8	3/8
728-88	89409	1/2	1/2
728-1010	89404	5/8	5/8
728-1212	89405	3/4	3/4

Part No.	Stk. Code	Hose I. D.	Tube Size	Thrd
738-44	89435	1/4	1/4	7/16-20
738-55	89437	1/4	5/16	1/2-20
738-66*	89438	3/8	3/8	9/16-18
738-88	89439	1/2	1/2	3/4-16
738-1010	89433	5/8	5/8	7/8-14

* NOTE: 37° JIC Only

HOSE SPLICER



Part No.	Stk. Code	Hose I. D.
729-4	89412	1/4
729-5	89413	5/16
729-6	89414	3/8
729-8	89415	1/2
729-10	89410	5/8
729-12	89411	3/4

FEMALE PIPE SWIVEL



Part No.	Stk. Code	Hose I. D.	Tube Size	Thrd
40006B256	89538	3/8	3/8	3/8-18
40008B258	89539	1/2	1/2	1/2-14

COLLET STYLE FITTINGS - FOR TRANSMISSION TUBING

COLLET



Part No.	Stk. Code	Tube Size
860-2	89442	1/8
860-25	89443	5/32

NUT



Part No.	Stk. Code	Tube Size
861-2	89445	1/8
861-25	89446	5/32

UNION



Part No.	Stk. Code	Tube Size
862-2	89447	1/8
862-25	89448	5/32

MALE CONNECTOR



Part No.	Stk. Code	Tube Size	Pipe Thrd
868-25A	89450	5/32	1/8
868-25X1	89451	5/32	1/16
868-2A	89452	1/8	1/8
868-2X1	89453	1/8	1/16
868-3A	89455	3/16	1/8

ELBOW



Part No.	Stk. Code	Tube Size	Pipe Thrd
869-25A	89456	5/32	1/8
869-2A	89457	1/8	1/8
869-2X1	89458	1/8	1/16

TRANSMISSION FITTINGS - PARTS KIT



Part No. CAB24
Stk Code 99093

For a detailed parts list and many other Parts Kits available please visit our website www.TECTRAN.com

O-RING STYLE FITTINGS

PLUG

- O-Ring included



Part No.	Stk. Code	Tube Size	Hex
4422910WH	90359	5/8	1-1/16
4422920WH	90360	1-1/4	1-3/4

CAP



Part No.	Stk. Code	Tube Size	Hex
44129-4WH	90356	1/4	11/16
44129-6WH	90357	3/8	13/16
44129-8WH	90358	1/2	15/16
4412910WH	90355	5/8	1 1/8

BRAKE LINE UNION




Part No.	Stk. Code	Thread	Desc.	Flare	Series
47940	90210	3/8"-24	British line to British line	ISO	SB
47941	89834	10 - 1.0MM	European line to European line	Bubble	SC
47975	89836	10-1.0MM	For joining Edelmann 6300 series	Bubble	6300



QUICK DISCONNECTS


- Industrial Interchange - service pressure rating 300 psi
- Tectran's Quick Disconnects in the 1/4", 3/8", and 1/2" diameter size are "Industrial Interchange" and will connect with any other manufacturer's "Industrial Interchange" of the same diameter.

SOCKETS - FEMALE END CONNECTIONS




Part No.	Stk. Code	Nominal Size	Female End	A Dim.	B Dim.
36C4-4F	89518	1/4	1/4 NPT	1.81	.75
36C6-6F	89521	3/8	3/8 NPT	2.23	1.06
36C8-8F	89524	1/2	1/2 NPT	3.07	1.50

SOCKETS - MALE END CONNECTIONS



Part No.	Stk. Code	Nominal Size	Male End	A Dim.	B Dim.
36C4-4M	89151	1/4	1/4 NPT	2.34	0.94
36C6-6M	89523	3/8	3/8 NPT	2.47	1.06
36C8-8M	89526	1/2	1/2 NPT	2.98	1.50

PLUGS - FEMALE END CONNECTIONS



Part No.	Stk. Code	Nominal Size	Female End	A Dim.
36N4-4F	89527	1/4	1/4 NPT	1.63
36N6-6F	89531	3/8	3/8 NPT	1.81
36N8-8F	89533	1/2	1/2 NPT	2.34


PLUGS - MALE END CONNECTIONS



Part No.	Stk. Code	Nominal Size	Male End	A Dim.
36N4-4M	89529	1/4	1/4 NPT	1.75
36N6-6M	89532	3/8	3/8 NPT	1.88
36N8-8M	89534	1/2	1/2 NPT	2.44

AXLE TEE

- Aluminum body



Part No.	Stk. Code	Port A	Port B
159-666	84066	3/8	3/8

BRASS FILTER ADAPTER

- 1/4"
- For use on Part No. 29-PP4 & 29-PP2

Part No. 27-F28
Stk Code 11160



GREASE FITTINGS

- Compatible with all common grease guns and hoses

STRAIGHT



Part No.	Stk. Code	Thrd	Length
GF607	54138	1/8 x 27	1.25
GF610	54139	1/8 x 27	.62
GF627	54140	1/4 x 18	.80
GF641	54141	1/4 x 28	.54
GF652	54142	1/4 x 28	.67
GF680	54143	1/4 x 28	.93

STRAIGHT - METRIC



Part No.	Stk. Code	Thrd	Length
GFM601	54171	6 mm x 1	13.5 mm
GFM901	54173	8 mm x 1	15.0 mm
GFM301	54172	10 mm x 1	15.2 mm

45° ELBOW



Part No.	Stk. Code	Thrd	Length
GF637	54144	1/4 x 28	.88
GF688	54145	1/8 x 27	.98

45° ELBOW - METRIC



Part No.	Stk. Code	Thrd	Length
GFM456	54146	6 mm x 1	22.6 mm
GFM458	54148	8 mm x 1	22.6 mm
GFM4510	54147	10 mm x 1	23.5 mm

30° ELBOW



Part No.	Stk. Code	Thrd	Length
GF611	54183	1/8x27	.88

90° ELBOW - METRIC



Part No.	Stk. Code	Thrd	Length
GFM906	54151	6 mm x 1	18 mm
GFM908	54153	8 mm x 1	18 mm
GFM9010	54152	10 mm x 1	19 mm

65° ELBOW



Part No.	Stk. Code	Thrd	Length
GF612	54154	1/8 x 27	.88
GF629	54155	1/4 x 28	.96

90° ELBOW



Part No.	Stk. Code	Thrd	Length
GF613	54149	1/8 x 27	.82
GF911	54150	1/4 x 28	.69

GREASE WHIP



Part No.	Stk. Code	Hose Dia.	Length
GFW309	54178	3/16	9"
GFW312	54179	3/16	12"
GFW318	54161	3/16	18"
GFW324	54162	3/16	24"
GFW336	54163	3/16	36"
GFW348	54180	3/16	48"
GFW360	54181	3/16	60"

DRIVE-IN FIT



Part No.	Stk. Code	Thrd	Length
GF608	54156	5/16	.58
GF728	54157	3/16	.50
GF743	54158	1/4	.50

GREASE FITTING KIT



Part No. GF100KIT
Stk Code 54159

METRIC GREASE FITTING KIT



Part No. GFM100KIT
Stk Code 54160



VALVES

BALL VALVE - FEMALE PIPE



Part No.	Stk. Code	Pipe Thrd
2005-4	90083	1/4
2005-6	90086	3/8
2005-8	90089	1/2
2005-12	90077	3/4
2005-16	90079	1
2005-20	90080	1 1/4
2005-24	90081	1 1/2
2005-32	90082	2
2005-64	90195	4
2005-64F*	90218	4

* NOTE: Forged

2-WAY 3 PORT VALVE



Part No.	Stk. Code	Pipe Thrd
2005-4X3	90084	1/4
2005-6X3	90087	3/8
2005-8X3	90091	1/2
2005-12X3	90078	3/4

DRUM AND BARREL FAUCET



Part No.	Stk. Code	Pipe Thrd
G261	90071	3/4

TRUCK VALVES

FLARE TO MALE PIPE



Part No.	Stk. Code	Tube Size	Pipe Thrd
1049-6B	90002	3/8	1/4
1049-6C	90003	3/8	3/8
1049-6D	90004	3/8	1/2
1049-8D	90006	1/2	1/2
1049-10D	90001	5/8	1/2

HOSE TO MALE PIPE

- Maximum 250° F
- 200 psi



Part No.	Stk. Code	Hose I.D.	Pipe Thrd
1139-6C	90015	3/8	3/8
1139-8C	90016	1/2	3/8
1139-10C	90011	5/8	3/8
1139-10D	90012	5/8	1/2
1139-12C	90013	3/4	3/8
1139-12D	90014	3/4	1/2

TUBE TO MALE PIPE



Part No.	Stk. Code	Tube Size	Pipe Thrd
1050-10D	90007	5/8	1/2

GATE VALVE - FEMALE TO FEMALE PIPE



Part No.	Stk. Code	Pipe Thrd
2006-8	90098	1/2
2006-12	90093	3/4
2006-16	90094	1
2006-20	90095	1 1/4

FEMALE TO MALE PIPE

- 200 psi



Part No.	Stk. Code	Male Pipe Thrd	Female Pipe Thrd
1115-CC	90008	3/8	3/8
1115-DC	90009	1/2	3/8
1115-DD	90010	1/2	1/2

NEEDLE VALVES

FLARE TO FLARE



Part No.	Stk. Code	Tube Size
3042-6	90046	3/8

90° - COMPRESSION TO MALE PIPE



Part No.	Stk. Code	Tube Size	Male Pipe
3069-4A	90057	1/4	1/8
3069-5A	90060	3/16	1/8
3069-6B	90061	3/8	1/4

SAE 45° FLARE STRAIGHTWAY



Part No.	Stk. Code	Tube Size	Male Pipe
3048-4A	90047	1/4	1/8
3048-4B	90408	1/4	1/4
3048-5B	90233	5/16	1/8

FEMALE PIPE TO FEMALE PIPE



Part No.	Stk. Code	Male Pipe
3103-A	90062	1/8
3103-B	90063	1/4

90° - FLARE TO MALE PIPE



Part No.	Stk. Code	Tube Size	Male Pipe
3049-4A	90048	1/4	1/8
3049-6B	90050	3/8	1/4

FEMALE PIPE TO MALE PIPE



Part No.	Stk. Code	Male Pipe
3120-A	89888	1/8
3120-B	90064	1/4

COMPRESSION STRAIGHTWAY



Part No.	Stk. Code	Tube Size	Male Pipe
3068-4A	90378	1/4	1/8
3068-5A	90056	5/16	1/8

MALE PIPE DOUBLE



Part No.	Stk. Code	Male Pipe
3122-A	90382	1/8
3122-B	89889	1/4

COMPRESSION DOUBLE



Part No.	Stk. Code	Tube Size
3062-4	90376	1/4
3062-5	90052	5/16
3062-6	90053	3/8

VALVE FITTINGS - STEEL

HEX NIPPLE



Part No.	Stk. Code	Thread A	Thread B
S1022-D	88378	1/2	1/2
S1022-E	89901	3/4	3/4
S1022-ED	88379	1/2	3/4

CLOSED NIPPLE



Part No.	Stk. Code	Thread A	Thread B
S112-D	88713	1/2	1/2
S112-E	88714	3/4	3/4

ADAPTER



Part No.	Stk. Code	Female Thrd	Male Thrd
S120-DD	88715	1/2	1/2
S120-ED	88716	3/4	1/2
S120-EE	88717	3/4	3/4



DRAIN COCKS

EXTERNAL SEAT



Part No.	Stk. Code	Pipe Thrd
108-2	90072	1/8
108-4	90073	1/4
108-6	90074	3/8
108-8	90075	1/2

NEEDLE SEAT



Part No.	Stk. Code	Pipe Thrd
242-A	90039	1/8
242-B	90040	1/4
242-C	90041	3/8

INTERNAL SEAT DRAIN VALVE



Part No.	Stk. Code	Pipe Thrd
236-B	90229	1/4

INTERNAL SEAT - LONG



Part No.	Stk. Code	Pipe Thrd	Length
242-AL	90232	1/8	1.72

AIR VENT

- Set screw has 10-32 national fine thread



Part No.	Stk. Code	Pipe Thrd
237-A	90234	1/8"

INTERNAL SEAT



Part No.	Stk. Code	Pipe Thrd
243-A	90042	1/8
243-B	90043	1/4

GASOLINE SHUT-OFF W/ SCREEN FILTER



Part No.	Stk. Code	Hose Size	Male Pipe
238-BA	90230	1/4	1/8

INTERNAL SEAT



Part No.	Stk. Code	Pipe Thrd	Length
244-A	90219	1/8	1.6

EXTERNAL - EXTENDED DRAIN



Part No.	Stk. Code	Pipe Thrd
239-B	90034	1/4

ANGLE BIB DRAIN



Part No.	Stk. Code	Male Pipe
245-A	90231	1/8
40120-WHD	90196	1/4

DRAIN COCK



Part No.	Stk. Code	Pipe Thrd
241-A	90035	1/8
241-B	90036	1/4
241-C	90037	3/8
241-D	90038	1/2

GROUND PLUG SHUTOFF COCKS

TRUCK AIR TANK DRAIN COCK



Part No.	Stk. Code	Pipe Thrd
110	90076	1/4

MALE PIPE TO MALE PIPE



Part No.	Stk. Code	Pipe Thrd
2122-B	90031	1/4

SAE 45° FLARE STRAIGHTWAY



Part No.	Stk. Code	Tube O.D.	Pipe Thrd
2048-4A	90017	1/4	1/8
2048-5B	90018	5/16	1/4
2048-6B	89887	3/8	1/4

COMPRESSION STRAIGHTWAY



Part No.	Stk. Code	Tube O.D.	Pipe Thrd
3101-4A	90379	1/4	1/8
3101-5A	90375	5/16	1/8

COMPRESSION TO COMPRESSION



Part No.	Stk. Code	Tube O.D.
2062-4	90020	1/4
2062-5	90377	5/16

MARINE SHUT OFF TO FEMALE PIPE



Part No.	Stk. Code	Male Pipe	Female Pipe
5120-B	90066	1/4	1/4

COMPRESSION TO MALE PIPE



Part No.	Stk. Code	Tube O.D.	Pipe Thrd
2068-4B	90022	1/4	1/4
2068-6B	90023	3/8	1/4

3-WAY VALE - FEMALE PIPE



Part No.	Stk. Code	Pipe Thrd	Stem Length
931-1	90142	1/4	1 3/8
46709	90203	3/8	1 3/8

FEMALE PIPE TO FEMALE PIPE



Part No.	Stk. Code	Pipe Thrd
2103-A	90025	1/8
2103-B	90026	1/4
2103-C	90027	3/8

4-WAY VALE - FEMALE PIPE



Part No.	Stk. Code	Pipe Thrd	Stem Length
932	90143	1/4	1 3/8
932L	90284	1/4	2 3/8
46707-WHD	90278	3/8	1 3/8
46708-WHD	90279	3/8	2 3/8

- Replacement handle only:
Part No. 932-HNL Stk Code 90283

FEMALE PIPE TO MALE PIPE




Part No.	Stk. Code	Pipe Thrd
2120-A	90028	1/8
2120-B	90029	1/4
2120-C	90030	3/8



SPECIAL ADAPTER FITTINGS

FORD NUT



Part No.	Stk. Code	Tube Size	Pipe Thrd
4059-4	90213	1/4	1/2-20

FORD POWER STEERING FITTING



Part No.	Stk. Code	Inverted Thrd A	Male Thrd B
41444-WHD	90240	5/8-18	11/16-18

CARBURETOR TO FUEL LINE ADAPTER



Part No.	Stk. Code	Tube O.D.	Thrd	Male Thrd
41513-WHD	90244	1/4	1/2-20	1/8

FUEL LINE ADAPTER



Part No.	Stk. Code	Inv. Male	Male Thrd
41514-WHD	90245	1/2-20	1/8

TRANSMISSION OIL COOLANT LINE ADAPTER



Part No.	Stk. Code	Tube Size	Inv. Nut
41428-WHD	90236	5/16	5/16
41429-WHD	90237	3/8	3/8

WIPER TEE




Part No.	Stk. Code	Hose I.D.
41410-WHD	90235	1/4

JIC 37° FLARE TO METRIC O-RING PORT ADAPTER



Part No.	Stk. Code	Tube Size	Port Size
41157-WHD	90380	3/8 (9/16-18)	3/8 (M16x1.5)

METRIC POWER STEERING ADAPTER



Part No.	Stk. Code	O.D.	Inv. A	Thrd B
41445-WHD	90241	3/8	5/8-18	M14x1.5
41446-WHD	90198	3/8	5/8-18	M16x1.5
41447-WHD	90242	3/8	5/8-18	M18x1.5

MALE JIC 37° O-RING PORT ADAPTER




Part No.	Stk. Code	Tube Size	Port Size
41157-4WH	90352	1/4	1/4
41157-6WH	90353	3/8	3/8
41157-8WH	90354	1/2	1/2
4115710WH	90350	5/8	5/8
4115712WH	90351	3/4	3/4

POWER STEERING MALE 37° JIC ADAPTER



Part No.	Stk. Code	O.D.	Thrd A	Thrd B
41439-WHD	90238	3/8	5/8-18	9/16-18
41440-WHD	90239	1/4	9/16-18	7/16-20



AIR TANKS & AIR TREATMENT

- Air Tanks & Accessories
- Air Dryers & Desiccant Cartridges
- Tailgate Air Cylinders
- Solenoid Operated Air Tailgate Kits






AIR TANKS

- Every tank is pressure tested for leak resistance, structural integrity, and safety
- A unique, automated painting process applies a corrosion-resistant paint to both the inside and outside surfaces, providing long-lasting rust protection
- Continuous weld seams ensure a sound and secure tank body
- Ports are resistance-welded for strength and leak protection
- Threads are gauged to "L₁ Standards"
- Each tank is date-coded for traceability
- Maximum working pressure: 150 psi
- Air tanks meet SAE J10 and FMVSS DOT 121 for use in Heavy Duty Air Brake systems
- Length refers to the distance between mounting hole centers on each end bracket

Contact Tectran for custom tank configurations, minimum order quantities may apply

PORT LOCATION GUIDE

- Simulated Tank & Port Locations
- Where applicable, "D" & "E" ports are located on back of tank

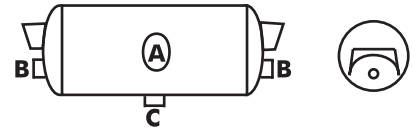


TYPE 1 AIR TANKS

Part No.	Stk. Code	Port A	Port B (2)	Port C	Port D	Port E (2)	Vol Cu. In.	Length	O.D
2001	11016	3/4"	3/8"	1/4"	-	-	1488	27 1/2"	9 1/2"
2001C	11022	1/2"	3/8"	1/4"	-	-	1488	27 1/2"	9 1/2"
2001V	11302	3/4"	1/2"	1/4"	-	-	1488	27 1/2"	9 1/2"
2002	11032	3/4"	3/8"	1/4"	-	-	2850	29 1/2"	12"
2002C-121	11228	1/2"	3/8"	1/4"	-	-	2850	29 1/2"	12"
2000Q*	11307	3/4"	1/2"	1/4"	-	-	1425	29 1/4"	8"
2000-01*	11008	3/4"	1/2"	1/4"	-	-	1425	29 7/16"	8"
2000	11007	3/4"	3/8"	1/4"	-	-	1425	32"	8"
INVERTED BRACKETS									
2001H	11025	3/4"	3/8"	1/4"	-	-	1488	27 1/2"	9 1/2"
2002H	11245	3/4"	3/8"	1/4"	-	-	2850	29 1/2"	12"

* NOTE: No bracket

TYPE 1



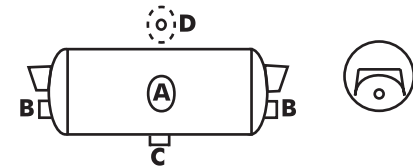
Inverted

TYPE 2 AIR TANKS

Part No.	Stk. Code	Port A	Port B (2)	Port C	Port D	Port E (2)	Vol Cu. In.	Length	O.D
2001A	11019	3/4"	3/8"	1/4"	3/4"	-	1488	27 1/2"	9 1/2"
2001B	11021	3/4"	3/8"	1/4"	1/2"	-	1488	27 1/2"	9 1/2"
2001G	11290	3/4"	1/2"	1/4"	3/4"	-	1488	27 1/2"	9 1/2"
2001Q	11298	1/2"	3/8"	1/4"	1/2"	-	1488	27 1/2"	9 1/2"
2002A	11033	3/4"	3/8"	1/4"	3/4"	-	2850	29 1/2"	12"
2000T	11206	3/4"	3/8"	1/4"	3/4"	-	1425	32"	8"
INVERTED BRACKETS									
2001HD	11027	3/4"	3/8"	1/4"	3/4"	-	1488	27 1/2"	9 1/2"
2001QH	11297	1/2"	3/8"	1/4"	1/2"	-	1488	27 1/2"	9 1/2"
2002AH	11035	3/4"	3/8"	1/4"	3/4"	-	2850	29 1/2"	12"
2000TH	11296	3/4"	3/8"	1/4"	3/4"	-	1425	32"	8"
2002FH	11294	3/4"	3/8"	1/4"	1/2"	-	2850	29 1/2"	12"

TYPE 2

Port D located opposite Port A

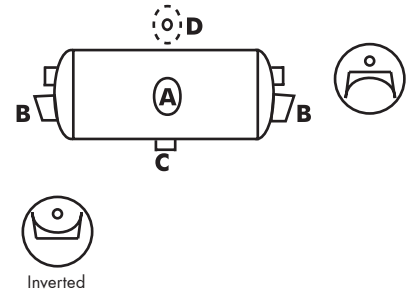


Inverted

TYPE 3 AIR TANKS

Part No.	Stk. Code	Port A	Port B (2)	Port C	Port D	Port E (2)	Vol Cu. In.	Length	O.D
2001F	11204	3/4"	3/8"	1/4"	1/2"	-	1488	27 1/2"	9 1/2"
2001L	11303	1/2"	1/2"	1/4"	1/2"	-	1488	27 1/2"	9 1/2"
INVERTED BRACKETS									
2001LH-01	11293	1/2"	1/2"	1/4"	1/2"	-	1488	27 1/2"	9 1/2"
2002AR	11261	3/4"	3/8"	1/4"	3/4"	-	2850	29 1/2"	12"
2002BH	11300	1/2"	3/8"	1/4"	1/2"	-	2850	29 1/2"	12"
2000BH	11269	1/2"	3/8"	1/4"	1/2"	-	1425	32"	8"
2000-02	11289	3/4"	3/8"	1/4"	3/4"	-	1425	32"	8"

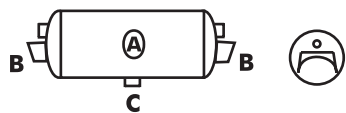
TYPE 3



TYPE 4 AIR TANKS

Part No.	Stk. Code	Port A	Port B (2)	Port C	Port D	Port E (2)	Vol Cu. In.	Length	O.D
2001M	11299	1/2"	1/2"	1/4"	-	-	1488	27 1/2"	9 1/2"

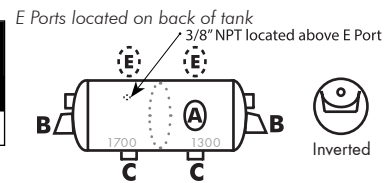
TYPE 4



TYPE 5 DUAL COMPARTMENT AIR TANKS

Part No.	Stk. Code	Port A	Port B (2)	Port C	Port D	Port E (2)	Vol Cu. In.	Length	O.D
2004A	11306	1/2"	1/2"	1/4"	-	1/2"	1700/1300	31 1/2"	12"
INVERTED BRACKETS									

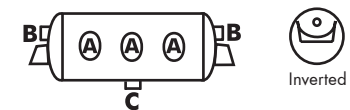
TYPE 5



TYPE 6 AIR TANKS

Part No.	Stk. Code	Port A (3)	Port B (2)	Port C	Port D	Port E (2)	Vol Cu. In.	Length	O.D
2001U	11301	3/4"	3/8"	1/4"	-	-	1488	27 1/2"	9 1/2"
INVERTED BRACKETS									

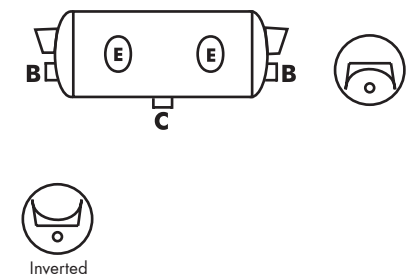
TYPE 6



TYPE 7 AIR TANKS

Part No.	Stk. Code	Port A	Port B (2)	Port C	Port D	Port E (2)	Vol Cu. In.	Length	O.D
2001D	11023	-	3/8"	1/4"	-	3/4"	1488	27 1/2"	9 1/2"
2001I	11291	-	3/8"	1/4"	-	1/2"	1488	27 1/2"	9 1/2"
2002D	11039	-	3/8"	1/4"	-	3/4"	2850	29 1/2"	12"
INVERTED BRACKETS									
2001JH	11292	-	1/2"	1/4"	-	3/4"	1488	27 1/2"	9 1/2"
2002DH	11040	-	3/8"	1/4"	-	3/4"	2850	29 1/2"	12"
2002V	11305	-	3/8"	1/4"	-	3/4"	4400	43 3/8"	12"

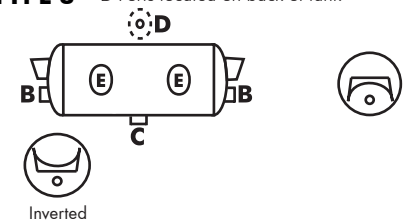
TYPE 7



TYPE 8 AIR TANKS

Part No.	Stk. Code	Port A	Port B (2)	Port C	Port D	Port E (2)	Vol Cu. In.	Length	O.D
2000D	11295	-	3/8"	1/4"	3/4"	3/4"	1425	32"	8"
INVERTED BRACKETS									
2002T	11227	-	1/2"	1/4"	3/4"	3/4"	2850	29 1/2"	12"
2002E	11215	-	3/8"	1/4"	3/4"	3/4"	2850	29 1/2"	12"

TYPE 8





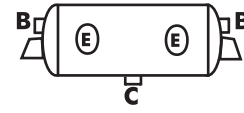
AIR TANKS

TYPE 9 AIR TANKS

Part No.	Stk. Code	Port A	Port B (2)	Port C	Port D	Port E (2)	Vol Cu. In.	Length	O.D
2000DH	11013	-	3/8"	1/4"	-	3/4"	1425	32"	8"

INVERTED BRACKETS

TYPE 9



Inverted

TYPE 10 AIR TANKS

Part No.	Stk. Code	Port A	Port B (4)	Port C	Port D	Port E (2)	Vol Cu. In.	Length	O.D
1998	11304	-	1/2"	-	-	-	800	22"	7"

TYPE 10



No brackets

TANK STRAP MOUNT KITS

- Each kit includes 2 straps, bolts, nuts, and washers



Part No.	Stk. Code	Length
1999BRK	11270	7"
2000BRK	11271	8"
2001BRK	11272	9 1/2"
2002BRK	11273	12"

VIBRATION ISOLATOR

Part No. 2000FB
Stk. Code 11014



VALVE FITTINGS - STEEL

- Steel nipples support valves mounted to air tanks

HEX NIPPLE



Part No.	Stk. Code	Thread A	Thread B
S1022-D	88378	1/2	1/2
S1022-E	89901	3/4	3/4
S1022-ED	88379	1/2	3/4

CLOSED NIPPLE



Part No.	Stk. Code	Thread A	Thread B
S112-D	88713	1/2	1/2
S112-E	88714	3/4	3/4

ADAPTER



Part No.	Stk. Code	Female Thrd	Male Thrd
S120-DD	88715	1/2	1/2
S120-ED	88716	3/4	1/2
S120-EE	88717	3/4	3/4

MANUAL DRAIN VALVES (FOR AIR TANKS)

- Manual open/automatic self-closing
- Stainless steel spring
- Nylon covered steel cable
- 1/4" NPT male thread
- Can be used on wet or dry tanks
- Crimped versions have cables cut to length and are ready to install
- Uncrimped version has the cable attached to the valve with the pull end of the cable unfinished. May be cut to the desired length and crimped with the clip supplied.



Part No.	Stk. Code	Description
TV12102	14355	2 ft crimped
TV12103	14356	3 ft crimped
TV12104	14357	4 ft crimped
TV12105	14358	5 ft crimped
TV12105U	14359	5 ft uncrimped

AUTOMATIC DRAIN VALVES

- Automatic Reservoir
- Mounts to wet tank
- 1/4" NPT male thread - 3/8" NPT Ports



Part No.	Stk. Code	Description
TV281923	14360	Non-heated
TV284412	14361	Heated - 12 volt

PRESSURE/SAFETY VALVES



Part No. TV31200
Stk. Code 14648



Part No. TV131081
Stk. Code 14490



Part No. TV284142
Stk. Code 14296



Part No. TV285849
Stk. Code 14574

Part No.	Stk. Code	Thread (NPT)	Pressure Relief Setting	Interchange
AT800350	14364	1/4"-18	150 psi	800350
TV31200	14648	1/4"	150 psi	KN31200
TV31250	14649	3/8"	150 psi	KN31250
TV131081	14490	1/2"	250 psi	131081
TV284142	14296	1/4"	150 psi	205105 284142
TV284143	14571	3/8"	150 psi	284143
TV285849	14574	1/4"	175 psi	285849



AIR TREATMENT PRODUCTS

AIR DRYERS - MODEL 9

- Long purge cycle and almost 4 lb of desiccant ensures more contaminant & moisture removal
- Desiccant cartridge long life extends maintenance intervals
- Soft seat purge valve seal in all Air Dryers and Kits
- Cartridges & Kits include all replaceable O-Rings
- New parts - no core charges



Part No. AT065225
Stk. Code 14323

Part No.	Stk. Code	Description	Interchange
AT065224	14333	Dryer Only - 24 volt	065224
AT065225	14323	Dryer Only - 12 volt	065225 109685
AT065225K	14324	Dryer w/ Brackets - 12 volt	065225 109685



Desiccant Cartridge
Part No. AT107796
Stk. Code 14326



Purge Valve
Part No. AT800405
Stk. Code 14329

SERVICE PARTS

Part No.	Stk. Code	Description	Interchange
AT107796	14326	Desiccant Cartridge	107794 107796
AT800350	14364	Pressure Relief Valve	800350
AT5005037	14330	Purge Valve Kit	5005037
AT800405	14329	Purge Valve - 12 volt	800405 5004341
AT5004338	14335	Purge Valve - 24 volt	5004338 5004342
AT109578	14328	Heater & Thermostat - 12 volt	109578
AT109579	14334	Heater & Thermostat - 24 volt	109579
AT107800	14331	Check Valve Kit - 1/2"	107800
AT107799	14332	Check Valve Kit - 3/4"	107799
AT109869	14327	Wiring Harness	109869
AT107695	14325	Bracket Kit	107695

AIR DRYERS - MODEL IP

- Integral purge design and 30 sec. purge cycle provides cleaner, dryer air
- Extended maintenance intervals vs Model 1200 & Model SP
- Easily replaceable spin-on desiccant cartridge
- Cartridge and kits include all replaceable o-rings
- New part - no core charges

Part No. AT065612
Stk. Code 14657



Part No.	Stk. Code	Description	Interchange
AT065612	14657	Model IP Dryer - 12 volt w/ harness & bracket	065612 109477
AT065613	14658	Model IP Dryer - 24 volt w/ harness & bracket	065613 109478

SERVICE PARTS

Part No.	Stk. Code	Description	Interchange
AT065624	14337	Desiccant Cartridge	065624 109493
AT022105	14340	Late Purge Valve Kit for Models IP & IS Dryers	K022105
AT800404	14339	Early Purge Valve Kit for Models IP & IS Dryers - 12 volt	800404
AT5003547	14663	Purge valve maintenance Kit	5003547
AT109495	14338	Heater Kit - Model IP & IS Dryers - 12 volt	109495
AT109496	14662	Heater/Thermostat Kit - 24 volt	109496
AT109494	14661	Delivery check valve Kit	109494
AT109871	14659	Wire harness/Splice Kit	109871
AT5001247	14660	Bracket Kit	5001247



Part No. AT022105
Stk. Code 14340



Part No. AT109495
Stk. Code 14338

AIR TREATMENT PRODUCTS

AIR DRYERS - MODEL SP

- 11" high & 11 lb for easy mounting in tight spaces
- Spin-on desiccant cartridge is accessible without dismounting the dryer
- Includes internal turbo cut-off valve to prevent turbo boost pressure leakage
- Thermostatically controlled 12 volt heater
- New parts- no core charges



Part No.	Stk. Code	Description	Interchange
AT800887	14379	Dryer Only - 12 volt	800887 109991



Part No. AT109994
Stk. Code 14336



Part No. AT109496
Stk. Code 14662




Part No. AT109871
Stk. Code 14659

SERVICE PARTS

Part No.	Stk. Code	Description	Interchange
AT109994	14336	Dryer Cartridge for Model SP/IS Dryers	109994 5008414
AT109995	14679	Purge Valve Kit	109995
AT109495	14338	Heater Kit - 12 volt	109495
AT109496	14662	Heater Kit - 24 volt	109496
AT109993	14678	Turbo cutout Kit	109993
AT5005624	14680	Check Valve Kit	5005624
AT109871	14659	Wire harness Kit	109871

AIR DRYERS MODEL 1200 & 1200P

- Compact Air Dryer for class 7 & 8 on-highway tractors
- Easily replaceable spin-on desiccant cartridge
- Cartridges and Kits include all replaceable O-Rings
- Model 1200P systems require auxiliary purge tank
- New parts - no core charges



Part No. AT955205K
Stk. Code 14341

Part No.	Stk. Code	Description	Interchange
AT955205K	14341	Model 1200 Dryer Kit - 12 volt	R955205
AT955205	14371	Model 1200 Dryer Only - 12 Volt	-
AT955300	14347	Model 1200P Dryer Only - 12 volt	R955300



Desiccant Cartridge
Part No. AT950011
Stk. Code 14342



Purge Valve Kit
Part No. AT950014
Stk. Code 14344

SERVICE PARTS

Part No.	Stk. Code	Description	Interchange
AT950011	14342	Desiccant Cartridge	R950011
AT950068	14299	Desiccant Cartridge w/oil coalescing filter	R950068 5008414PG
AT1226	14366	Pressure Relief Valve	S2206D1226
AT1003100	14346	Pressure Controlled Check Valve	S4341003100
AT950014	14344	Purge Valve Kit	R950014
AT950015	14345	Heater Kit - 12 volt	R950015
AT950002	14372	Heater Harness	SRWABC002
AT950017	14367	Outlet Check Valve Kit	R950017
AT950013	14343	Turbo cutout Kit	R950013
AT950044	14293	Regeneration Valve Kit	R950044



AIR TREATMENT PRODUCTS

AIR DRYERS - MODEL PAP

- Long purge cycle ensures more contaminant & moisture removal
- Easy desiccant cartridge removal
- Kits include all replaceable O-Rings
- New parts- no core charges

Part No.	Stk. Code	Description	Interchange
AT33100	14349	Dryer Only - 12 volt	DA33100



Desiccant Cartridge & Repair Kit
Part No. AT6026
Stk. Code 14351

SERVICE PARTS

Part No.	Stk. Code	Description	Interchange
AT6026	14351	Desiccant Cartridge & Repair Kit	DQ6026 RN60Z
AT31527	14365	Pressure Relief Valve	KN31527
AT6020	14350	Lower Housing Kit	DQ6020
AT6013	14369	Heater Kit - 12 volt	DQ6013

DESICCANT CARTRIDGES

- Cartridge kits include all replaceable O-Rings



Part No. AT224
Stk. Code 14353



Part No. AT224-2
Stk. Code 14354



Part No. AT109994
Stk. Code 14336



Part No. AT101900
Stk. Code 14321



Part No. AT104358
Stk. Code 14322



Part No. AT065624
Stk. Code 14337

ALCOHOL EVAPORATOR

- In-line vapor induction design promotes less alcohol induced damage on down-stream air system components
- 1/2" NPT ports



Part No.	Stk. Code	Interchange
AT72420	14352	A72420

Part No.	Stk. Code	Description	Interchange
AT065624	14337	Cartridge for Model IP Dryer	065624 109493
AT101900	14321	Cartridge for Model 2 Dryer	101900
AT104358	14322	Cartridge for Model 4 Dryer	104358
AT107796	14326	Cartridge for Model 9 Dryer	107794 107796
AT109994	14336	Cartridge for Model SP/IS Dryers	109994 5008414
AT224	14353	1st Generation Cartridge for T2000 Dryer	T224
AT224-2	14354	2nd Generation Cartridge for T2000 Dryer	T224
AT6026	14351	Cartridge Repair Kit	DQ6026 RN60Z
AT950011	14342	Cartridge for Model 1200/1200P Dryers	R950011
AT950068	14299	Cartridge w/added Oil Coalescing Capacity for Model 1200 & 1200P Dryers	R950068 5008414PG

TAILGATE COMPONENTS

TAILGATE AIR CYLINDERS

- Aluminum cylinder housing and Die-cast aluminum end caps
- Excellent corrosion resistance
- Heavy duty stainless steel piston rod
- Double acting piston with long lasting piston cup
- Rear pivot pin (1/2") and piston rod clevis assembly are not included and must be ordered separately

Port Size - 1/4" NPT (2)

Rod Diameter - 5/8" (2.5" bore) or 3/4" (3.5" bore)

Rod Thread Size - 5/8" - 18 NF x 2"

Recommended Operating Pres. - 100 psi

Maximum Operating Pres. - 150 psi

HEAVY DUTY TAILGATE AIR CYLINDERS



Part No.	Stk. Code	Bore	Stroke	Closed Length	Extended Length
29-250X4	12094	2.5"	4"	9.88"	13.88"
29-250X6	12096	2.5"	6"	11.81"	17.81"
29-250X8	12098	2.5"	8"	13.9"	21.9"
29-350X6	12102	3.5"	6"	13.9"	19.9"
29-350X8	12104	3.5"	8"	18.6"	26.6"

Repair kit for 2.5" bore

Part No. 29-250SK **Stk. Code** 12093

Repair kit for 3.5" bore

Part No. 29-350SK **Stk. Code** 12101

STANDARD DUTY TAILGATE AIR CYLINDERS



Part No.	Stk. Code	Bore	Stroke	Closed Length	Extended Length
29-25EX4	12284	2.5"	4"	9.98"	13.37"
29-25EX6	12285	2.5"	6"	11.89"	17.37"
29-25EX8	12286	2.5"	8"	13.89"	21.37"
29-35EX6	12287	3.5"	6"	13.60"	20.37"
29-35EX8	12288	3.5"	8"	15.6"	24.37"
29-35EX9	12363	3.5"	8.68"	18.43"	26.98"

SOLENOID OPERATED AIR TAILGATE KITS

Heavy Duty/Standard Kits include the following:

- Air cylinder with solenoid
- Tubing
- Toggle switch
- Breather filters
- Clevis assembly
- Clevis pin and cotter pin installed

Manual Kits include the following:


- Air cylinder and 29-PP2 four-way hand control valve
- Rear pivot pin and rod clevis are not included.
- Custom installation kits can be made to match your specific needs

HEAVY DUTY KITS



Part No.	Stk. Code	Cylinder Part No.
K2506S	12236	29-250X6
K2508S	12238	29-250X8
K3506S	12240	29-350X6
K3508S	12242	29-350X8

STANDARD DUTY KITS



Part No.	Stk. Code	Cylinder Part No.
K2506EX	12295	29-25EX6
K2508EX	12296	29-25EX8
K3506EX	12297	29-25EX6
K3508EX	12298	29-25EX8

MANUALLY OPERATED KITS



Part No.	Stk. Code	Cylinder Part No.
K2506M	12235	29-250X6
K2508M	12237	29-250X8
K3506M	12239	29-350X6
K3508M	12241	29-350X8



PUSH PULL VALVES

- Detented hand valves
- Center position simplifies linkage adjustment
- Operating Instructions on knob/face plate

HEAVY DUTY VALVE

Part No. 29-PP4
Stk. Code 12113

- Requires 5/8" hole for dash mount
- Ports - (5) 1/4" NPT

Replacement Knob: **Part No.** 29-PP4K
Stk. Code 12114



STANDARD DUTY VALVE

Part No. 29-PP2
Stk. Code 12110

- Requires 1/2" hole for dash mount
- Ports - (3) 1/8" NPT

Replacement Knob: **Part No.** 29-PP2K
Stk. Code 12280




SOLENOID VALVE

- 4-way 12 volt DC with manual override
- Includes breathers (**Part No.** 29-F2 **Stk. Code** 11192)
- Supply & Delivery Port Size - (3) 1/4" NPT
- Exhaust Port Size - (2) 1/8" NPT
- Operating Pressure - 20-130 psi



Part No.	Stk. Code	Description
29-SS4	12117	12 volts
29-SS24	12373	24 volts



ADDITIONAL RESOURCES

Additional information about TECTRAN's Product Line can be found in the Resource Center Library on www.TECTRAN.COM



AIR VALVES

- Governors/Regulators
- Trailer Brake Hand Valves
- Foot Valves
- Switches & Buzzers
- Push/Pull Valves
- Manifold Dash Valves
- Flipper Valves
- Rocker Dash Valves
- Seat Valves
- Transmission Valves
- Quick Release Valves

- Quick Exhaust Valves
- Limiting/Ratio Valves
- Tractor Protection Valves
- Spring Brake Valves - Tractor
- Relay Valves
- Synchronizing Valves
- Inversion Valves
- Drain Valves
- Safety & Check Valves
- Pressure Protection Valves
- Pressure Regulators

- Relay Emergency Valves
- Spring Brake Valves - Trailer
- Trailer/Dolly Valves
- Williams Air Valves
- Height Control Valves
- Solenoid Valves
- Pilot Valves
- Air Switches
- Rapid Dump Valves
- Horn Valves



COMPRESSOR GOVERNOR/REGULATOR

- Operating pressure cut-in 100 psi, cut-out 120 psi
- Pressure range is adjustable to O.E. equivalents
- Mounting gasket and (4) 1/8" socket head pipe plugs included



Part No. TV275491
Stk. Code 14362



Part No. TV3034730
Stk. Code 14582

Part No.	Stk. Code	Description	Interchange
TV275491	14362	100-120 psi	275491
TV284358	14363	100-120 psi Hi-Temp	284358
TV3034730	14582	Regulator/unloader	9753034730

TRAILER BRAKE HAND VALVES



Part No. TV20541
Stk. Code 14423



Part No. TV20561
Stk. Code 14535

Part No.	Stk. Code	Description	Interchange
TV20541	14423	In-column mount - International	KN20541
TV20561	14535	External column mount kit	KN20561 275509
TV276270	14438	External column mount	276270

FOOT VALVES

SINGLE

- Valve is a graduating directional control valve
- Valve is generally pedal actuated
- Used in a single circuit system
- Part No. TV279950 is suspended pedal design

Part No.	Stk. Code	Supply Ports	Delivery Ports (NPT)	Interchange
TV277863	14442	1/2" NPT	1/2"	277863
TV279950	14562	(5) 1/4" NPT	(1) 3/8" & (2) 1/4"	279950



Part No. TV277863
Stk. Code 14442



Part No. TV279950
Stk. Code 14562

DUAL

- Used in a dual circuit system
- Upper section of valve feeds from reservoir 1
- Lower section of valve feeds from reservoir 2

Part No.	Stk. Code	Supply 1 Ports (2)	Supply 2 Ports (2)	Delivery 1 Ports (2)	Delivery 2 Ports (2)	Interchange
TV286171	14461	3/8" NPT	3/8" NPT	3/8" NPT	3/8" NPT	286171 KN22150



DUAL - FIREWALL MOUNT



Part No.	Stk. Code	Ports (NPT)	Description	Interchange
TV101818	14611	1/2" - 3/8" - 1/4"	Diaphragm at exhaust	101818 287564
TV284760	14572	1/4"	Diaphragm at exhaust O-rings sealed flange	284760
TV288383	14580	1/2" - 1/4"	Diaphragm at exhaust	288383

FOOT PEDAL ASSEMBLY

- Aluminum foot plate
- 45° pedal angle

Part No.	Stk. Code	Interchange
TV4017A	14587	SN4017A 275747





SWITCHES & BUZZERS

LOW PRESSURE SWITCH

- Low pressure switches - contacts open when system pressure is adequate
- Normally closed
- Power wires can be attached directly or using spade terminals (not supplied)
- 12 or 24 volt



Part No. TV13240
Stk. Code 14498



Part No. TV13241
Stk. Code 14530



Part No. TV228750
Stk. Code 14544



Part No. TV279416
Stk. Code 14560

Part No.	Stk. Code	Actuation Pressure	Pole Thread	Terminals	Interchange
TV13240	14498	55 psi	1/8" NPT	2	BE13240
TV13241	14530	66 psi	1/8" NPT	2	BE13241
TV228750	14544	60 psi	1/4" NPT	2	228750
TV279416	14560	60 psi	1/4" NPT	1	279416
TV279472	14561	75 psi	1/4" NPT	1	279472

STOPLIGHT SWITCH

- Stoplight switches - contacts close to activate stop lights when tractor brakes are applied
- 12 or 24 volt



Part No. TV13250
Stk. Code 14531



Part No. TV13255
Stk. Code 14532

Part No.	Stk. Code	Actuation Pressure	Thread (NPT)	Terminals	Interchange
TV13250	14531	3-5 psi	1/4"	2	BE13250
TV13255*	14532	55 psi	1/8"	3	BE13255
TV228600	14543	3-5 psi	1/4"	2	228600

* Trailer emergency - dual throw

LOW AIR BUZZER

- 12 volts
- 2 screw terminals
- 80 dB



Part No.	Stk. Code	Description	Interchange
19-1055	40037	Air or Vacuum	4099 036043

PUSH/PULL DASH VALVES

MODEL SC



Part No.	Stk. Code	Description	Interchange
TV17600B	14418	Dolly & Trailer park release	17600B

MODEL MD

- Tech-Grade Nylon
- Automatic emergency brake control (except for **Part No.** TV20061)



Part No. TV20021
Stk. Code 14419



Part No. TV20031
Stk. Code 14421



Part No. TV20061
Stk. Code 14291

Part No.	Stk. Code	Description	Ports (NPT)	psi	Interchange
TV20021	14419	System Park	1/8"	35 ±10	KN20021
TV20022	14420	Parking/Emergency brake	1/8"	35 ±10	KN20022
TV20031	14421	Panel mount	1/4"	25-35	KN20031
TV20033	14422	Panel mount	1/4"	7-17	KN20033
TV20061	14291	Manual for construction equipment	1/8"	-	KN20061

MODEL DC

- PTC denotes Push-to-Connect fittings



Part No. TV065661
Stk. Code 14510

Part No.	Stk. Code	Description	Mounting Plate	Ports	Interchange
TV065643	14509	Parking brake control - International	4 hole	3/8" PTC	065643
TV065661	14510	Parking brake control - International	3 hole	3/8" PTC	065661
TV800034	14589	Parking brake control	4 hole	1/4" NPT	800034

MOUNTING NUT



Part No.	Stk. Code	Description	Interchange
TV239357	14606	Mounting nut for most models 1-7 PP Valves	239357



PUSH/PULL DASH VALVES

MODEL 1

- Controls parking/emergency brake
- Valve only - knobs not included



Part No. TV276566
Stk. Code 14440

Part No.	Stk. Code	Description	Ports (NPT)	psi	Interchange
TV276566	14440	Automatic release	1/8"	20	276566
TV276567	14441	Automatic release	1/8"	40	276567
TV278450	14443	Non-Automatic release	1/8"	-	278450
TV283828	14456	Automatic release	1/8"	60	283828
TV287417	14468	Automatic release	1/4"	30	287417
TV287600	14469	Automatic release	1/4"	40	287600

MODEL 2

- Pressure balanced
- Valve only - knob not included



Part No.	Stk. Code	Ports (NPT)	psi	Interchange
TV276462	14439	1/8"	40	276462 275250

MODEL 3

- Automatic tripper
- Charges manually



MODEL 5

- Pilot air pressure release @ 18 psi
- Includes mounting nut & boot
- Psi indicated is automatic release pressure



Part No.	Stk. Code	Trip	Trip Exhaust	Interchange
TV288746	14473	40 psi	30 psi	288746

Part No.	Stk. Code	psi	Interchange
TV281946	14454	40	281946

MODEL 7

- Automatic release @ 40 psi

Part No.	Stk. Code	Description	Threaded Exhaust	Interchange
TV288239	14470	Non-override - 20 psi	-	288239 KN20025
TV288241	14471	Non-override - 25 psi	1/4" NPT	288241
TV288242	14578	Remote control	3/8" NPT	288242

Part No. TV288239
Stk. Code 14470



MODEL 8

- Automatic release @ 18 psi

Part No.	Stk. Code	Delivery Ports (NPT)	Interchange
TV287238	14466	1/8"	287238 KN20035
TV287418	14577	1/4"	287418



MANIFOLD DASH VALVES

MODEL MV

- Combines functions of Model 1 & Model 7 valves
- 5/8" Shaft
- Mounting holes center to center:
Horizontal - 4 7/32" Vertical - 3"



Part No. TV800516
Stk. Code 14486

Part No.	Stk. Code	Mtng. Holes	Ports (NPT)	Interchange
TV800516	14486	.27	1/4"	101437 800516 065157
TV800519	14487	1/4-20	1/4"	101890 800519 065186
TV800522	14488	M6 metric	1/4" 1/8" aux port	800522 065208
TV800523	14593	#10-24	1/4"	800523 065248
TV800573	14671	1/4-20	1/4"	800573 065187

MODEL MD

Part No.	Stk. Code	Mount Direction	Mounting Holes	Ports	Interchange
TV20611	14539	Horizontal	1/4-20 well nuts	1/4" NPT	KN20611
TV20615	14540	Horizontal	1/4-20	1/4" NPT	KN20615



Part No. TV20615
Stk. Code 14540

SPOOL KITS

- For Model MD



Part No. TV31BM
Stk. Code 14584



Part No. TV31BP
Stk. Code 14585

Part No.	Stk. Code	Description	Interchange
TV31BM	14584	Spool kit for trailer side	RN31BM
TV31BP	14585	Spool kit for tractor side	RN31BP

KNOBBS FOR PUSH/PULL VALVES



Part No. TV20900
Stk. Code 14594
3/8" shaft



Part No. TV20901
Stk. Code 14595
3/8" shaft



Part No. TV20902
Stk. Code 14652
3/8" shaft



Part No. TV20903
Stk. Code 14424
3/8" shaft



Part No. TV20904
Stk. Code 14541
1/4-20 thread



Part No. TV20905
Stk. Code 14542
1/4-28 thread



Part No. TV20906
Stk. Code 14596
1/4-28 thread



Part No. TV240302
Stk. Code 14432
3/8" shaft



Part No. TV248433
Stk. Code 14433
3/8" shaft



Part No. TV248435
Stk. Code 14597
3/8" shaft



Part No. TV248502
Stk. Code 14434
3/8" shaft



Part No. TV290655
Stk. Code 14478
3/8" shaft



Part No. TV298817
Stk. Code 14599
5/8" shaft



Part No. TV298818
Stk. Code 14600
5/8" shaft

Part No. TV291054
Stk. Code 14598
5/16" shaft



FLIPPER CONTROL VALVES

- Panel or remote mounts
- 2 position valves are ON-OFF
- Manually controlled



Part No. TV20001
Stk. Code 14650



Part No. TV229635
Stk. Code 14546



Part No. TV229635B
Stk. Code 14641



Part No. TV280905
Stk. Code 14450

Part No.	Stk. Code	Description	Ports (NPT)	Interchange
TV20001	14650	2 position - Tech-Grade Nylon	(2) 1/8" delivery (1) 1/8" supply	KN20001 229635
TV229635	14546	2 position	(2) 1/8" delivery (1) 1/8" supply	229635
TV229635B	14641	2 position - Brass	(2) 1/8" delivery (1) 1/8" supply	401040
TV280905	14450	Dual control - 2 position centering	(2) 1/8" delivery (2) 1/8" supply	280905

FLIPPER VALVE PLATES



Part No. TV229051
Stk. Code 14643

Part No.	Stk. Code	Description	Interchange
TV229003	14642	Truck/Tractor Protection	-
TV229011	14644	Fifth Wheel	K1451511
TV229051	14643	Inter-Axle	K145151
TV229057	14298	ON-OFF	K145157

TOGGLE/FLIPPER VALVES

- Used for air & air-electric applications with built in pressure switch and terminals for light or buzzer indicator
- 3-way
- Maximum operating pressure 150 psi
- Push-to-Connect fittings for 1/4" nylon tubing
- Tech-Grade Nylon

Part No.	Stk. Code	Description	Interchange
DV3200-1A	14613	Paddle Toggle, Air-Electric 1/4" blade	401157
DV3200-2E	14614	Blade Toggle, Air-Electric 1/4" blade	401158
DV3200-3A	14615	Bat Toggle, Air-Electric 1/4" blade	401159
DV3202-1A	14616	Paddle Toggle, Air only	401160
DV3202-2E	14617	Blade Toggle, Air only	401161
DV3202-3	14618	Bat Toggle, Air/Air Electrical	401311
DV3220-1	14619	Flipper Valve, Air-Electric - Right OFF - "P" lever	032232
DV3222-1	14620	Flipper Valve, Air only - Right OFF - "P" lever	-
DV3223-1	14621	Flipper Valve, Air-Electric - Right OFF	401162
DV3223-2	14622	Flipper Valve, Air-Electric - Right ON	032235
DV3224-1	14623	Flipper Valve, Air only - Right ON	401163



Part No. DV3200-2E
Stk. Code 14614



Part No. DV3202-2E
Stk. Code 14617



Part No. DV3223-1
Stk. Code 14621



Part No. DV3220-1
Stk. Code 14619

ROCKER DASH VALVES

- Fits standard 22mm x 44 mm openings
- Push-to-Connect fittings for 1/4" nylon tubing



Part No. DV3242-3
Stk. Code 14625



Part No. DV3244-1
Stk. Code 14626

Part No.	Stk. Code	Description	Interchange
DV3013-9	14624	EZ Exit	401252
DV3242-3	14625	Universal - No lettering	401250
DV3244-1	14626	Inter-Axle differential lock	401244
DV3244-2	14627	Fifth Wheel	401245
DV3244-3	14628	Air suspension dump	401246
DV3244-4	14629	PTO	401247
DV3244-5	14630	Air intake	401248

SEAT VALVES

- Momentary
- 3-way
- Adjusts height in air spring truck seats



Part No. 91-8300
Stk. Code 14089



Part No. 91-8306
Stk. Code 14095



Part No. 91-8307
Stk. Code 14096



Part No. 91-8308
Stk. Code 14097

Part No.	Stk. Code	Description	Interchange
91-8300	14089	Standard seat valve End and side 1/8" ports with removable chrome knob	401147
91-8306	14095	Double end ported seat valve (2) 1/8" ports with removable chrome knob	401150
91-8307	14096	Combo valve, electric/air (1) 1/8" port and electric version with two 1/4" blade terminals w/removable black knob	401151
91-8308	14097	Paddle style seat and lumbar valve (2) 3/16" - barb connections	401149

TRANSMISSION VALVES

SHIFT KNOBS

Part No.	Stk. Code	Description	Interchange
TRV6909	14382	FR/FRO/RT/RTO - 8-10 Speed	A6909 A5010
TRV6910	14383	RTLO - 10 Speed	A6910
TRV6913	14384	RT/RTLO - 13 Speed	A6913 A4900
TRV6915	14385	RT/RTO 8LL - 15 Speed	A6915 A5015
TRV6918	14609	RTLO - 18 Speed	A6918 A5013



Part No. TRV6909
Stk. Code 14382



Part No. TRV6910
Stk. Code 14383



Part No. TRV6913
Stk. Code 14384



Part No. TRV6915
Stk. Code 14385



TRANSMISSION VALVES

SELECTOR VALVES



Part No. TRV4487
Stk. Code 14494

Part No.	Stk. Code	Description	Interchange
TRV4487	14494	3 Position - 9 Speed	A4487
TRV4490	14495	3 Position - 13 Speed	A4490
TRV4491	14496	2 Position - 9 Speed	A4491

SLAVE VALVES



Part No. TRV5000
Stk. Code 14511

Part No.	Stk. Code	Description	Interchange
TRV4688	14612	Early model	A4688
TRV5000	14511	Late model	A5000

RANGE VALVE



Part No.	Stk. Code	Description	Interchange
TRV3546	14492	Up/High - Down/Low	A3546

REGULATORS



Part No. TRV16743
Stk. Code 14491



Part No. TRV2170
Stk. Code 14499



Part No. TRV4740
Stk. Code 14500



Part No. TRV9072
Stk. Code 14503

Part No.	Stk. Code	Description	Interchange
TRV16743	14491	Early model - Preset 57-63 psi	16743
TRV2170	14499	Filter/Regulator - Preset 57-65 psi	K2170
TRV4740	14500	Filter/Regulator - Preset 57-65 psi	A4740
TRV9072	14503	Meritor 9,10,13 Speed	A3280X9072

QUICK RELEASE VALVES

- Cast aluminum or Tech-Grade Nylon bodies
- Two mounting holes: 1.5" centers, .34" diameter
- Crack pressure <1 psi



Part No. TV229860
Stk. Code 14430



Part No. TV065067
Stk. Code 14608

Part No.	Stk. Code	Inlet (NPT)	Outlet (NPT)	Description	Interchange
TV229813	14427	3/8"	1/4"	Cast Aluminum	229813
TV229844	14428	1/2"	1/4"	Cast Aluminum	229844
TV229859*	14429	3/8"	3/8"	Cast Aluminum	229859 288251
TV229860*	14430	1/2"	3/8"	Cast Aluminum	229860
TV065066	14497	1/2"	3/8"	Tech-Grade Nylon	065066 802745
TV065067	14608	3/8"	3/8"	Tech-Grade Nylon	065067 802743

*Threaded exhaust port

WITH DOUBLE CHECK

- Prevents compounded braking
- 1 psi maximum supply and delivery differential
- Mounting holes: (2) 1 1/32" diameter at 1.5" centers

Part No.	Stk. Code	Sup. & Bal. Ports (2)	Deliv. Ports (2)	Interchange
TV107881*	14405	1/4" NPT	3/8" NPT	107881
TV289182	14476	1/4" NPT	1/4" NPT	289182
TV289714	14477	1/4" NPT	3/8" NPT	289714 KN32041

*Threaded exhaust port



Part No. TV289714
Stk. Code 14477

IN-LINE

- Exhaust valves mount in-line between the gladhand and the tractor protection valve to speed up release of the trailer's service brakes
- Helps reduce wear on trailer brake components
- Improves brake timing

Part No.	Stk. Code	Ports (NPT)	Description	Interchange
TV801094	14670	1/2"	Mounts between tractor protection valve & trailer hose	401145
TV801095	14669	1/2"	Mounts at gladhand end of trailer hose	401146
TV800333	14482	1/2"	Mounts into tractor protection valve at control or supply or both	800333



Part No. TV801094
Stk. Code 14670



Part No. TV801095
Stk. Code 14669



Part No. TV800333
Stk. Code 14482

QUICK EXHAUST VALVES

- Super quick exhaust valves have a special polyurethane shuttle
- Shuttle's travel distance provides for extended life
- Zinc Die-cast body
- Not for use in vehicle's primary air system



Part No.	Stk. Code	Ports (NPT)	Exhaust Port	Interchange
80-1096	14078	(2) 1/4"	3/8"	QE2
80-1097	14079	(2) 3/8"	3/8"	QE3
80-1098	14080	(2) 3/4"	3/4"	QE5



LIMITING/RATIO VALVES

- Limiting and quick release
- Limits front axle brake application



Part No. TV229507
Stk. Code 14426

Part No.	Stk. Code	Supply Port (NPT)	Delivery Ports (NPT)	Interchange
TV229505	14425	3/8"	3/8"	229505
TV229507	14426	1/2"	1/4"	229507 229509
TV288417*	14472	3/8"	3/8"	288417

*Threaded exhaust



Part No. TV289144
Stk. Code 14474

Part No.	Stk. Code	Description	Ports (NPT)	Interchange
TV289144	14474	Nominal hold off - 4 psi Nominal equalizing - 60 psi	3/8"	289144
TV289148	14475	Nominal hold off - 10 psi Nominal equalizing - 65 psi	3/8"	289148

TRACTOR PROTECTION VALVES

MODEL 3



Part No.	Stk. Code	Tractor Ports		Trailer Ports		Interchange
		Service	Emergency	Service	Emergency	
TV279000	14444	3/8" NPT	1/4" NPT	1/2" NPT	1/2" NPT	279000

MODEL 3DC



Part No.	Stk. Code	Tractor Ports	Trailer Ports	Other	Interchange
TV065706	14673	3/8" NPT	1/2" NPT	1/4" NPT	065706

MODEL 5

- PTC denotes Push-to-Connect fitting



Part No.	Stk. Code	Stoplight Switch	Rear Service	Front Service	Trailer Control	Trailer Service	Trailer Supply	Interchange
TV288605	14581	1/4" PTC	3/8" PTC	3/8" NPT	3/8" NPT	1/2" NPT	1/2" NPT	288605

MODEL MD



Part No.	Stk. Code	Description	Interchange
TV34050	14586	3 line automatic - old style	KN34050
TV34110	14481	2 line manifold style w/exhaust tube	KN34110
TV34130	14601	2 line manifold style	KN34130

SPRING BRAKE VALVES - TRACTOR

- Modulates control of spring brake application if a failure of the service brake system occurs



Part No. TV103081
Stk. Code 14401



Part No. TV286364
Stk. Code 14462

Part No.	Stk. Code	Description	Ports (NPT)	Interchange
TV103081	14401	Release pressure 95 psi	1/4", 3/8"	103081
TV286364	14462	Reservoir trip pressure 55 psi	1/4"	286364

RELAY VALVES

BOBTAIL PROPORTIONING

- 1/8" control in top cover
- Bracket included

Part No.	Stk. Code	Crack Pressure	Interchange
TV065145	14388	4 psi	065145
TV065146	14389	5.5 psi	065146



Part No. TV065145
Stk. Code 14388

PILOT/SPEED UP

- Speeds up control signal and brake release in applications with long service lines (towing trailers & dollies)

Part No.	Stk. Code	Delivery Ports (NPT)	Interchange
TV065476	14391	(4) 3/8"	065476
TV28300	14455	(2) 1/2"	KN28300
TV287114	14465	(2) 1/2", (1) 1/4"	287114



Part No. TV065476
Stk. Code 14391



Part No. TV28300
Stk. Code 14455



Part No. TV287114
Stk. Code 14465



RELAY VALVES

MODEL SC



Part No. TV110139
Stk. Code 14406



Part No. TV110197
Stk. Code 14410



Part No. TV110415
Stk. Code 14413

Part No.	Stk. Code	Crack Pressure	Delivery Ports (NPT)	Notes	Interchange
TV110139	14406	4.5 psi	(4) 3/8" vertical	Ratio style	110139
TV110197	14410	4 psi	(2) 3/8" horizontal	Old style	110197
TV110380	14524	1.5 psi	(4) 3/8" vertical	Low crack pressure	110380
TV110415	14413	4 psi	(4) 3/8" vertical	-	110415

MODEL MD



Part No. TV28060
Stk. Code 14448



Part No. TV28071
Stk. Code 14564



Part No. TV28131
Stk. Code 14568



Part No. TV28510
Stk. Code 14459

Part No.	Stk. Code	Crack Pressure	Delivery Ports Horizontal (NPT)	Description	Interchange
TV28060	14448	4.5 psi	(2) 3/8"	Single control	KN28060
TV28065	14563	4.5 psi	(2) 1/2"	Dual control - metal bracket	KN28065
TV28071	14564	4.5 psi	(2) 1/2"	w/Anti-compounding - metal bracket	KN28071
TV28080	14565	7 psi	(4) 3/8"	Single control	KN28080
TV28131	14568	4.5 psi	(2) 1/2"	Single control	KN28131 KN28130
TV28500	14458	5.5 psi	(2) 3/8"	Compact - 3/8" supply	KN28500
TV28510	14459	5.5 psi	(2) 3/8"	Compact - 3/8", 1/2" supply	KN28510
TV28520	14460	5.5 psi	(2) 1/2"	Compact - 1/2" supply	KN28520
TV28550	14573	6 psi	(2) 3/8"	Compact - Tech-Grade Nylon	KN28550

MODEL 6



Part No. TV279180
Stk. Code 14445



Part No. TV283940
Stk. Code 14457

Part No.	Stk. Code	Supply Ports (NPT)	Delivery Ports (NPT)	Control Ports (NPT)	Description	Interchange
TV279180	14445	(1) 3/8"	3/8"	1/4"	-	279180
TV279952	14446	3/4", 3/8"	3/8"	1/4"	-	279952
TV280375	14447	(1) 1/2"	3/8"	1/4"	Top Rotated	280375
TV283940	14457	(2) 3/8"	3/8"	1/4"	-	283940

RELAY VALVES

MODEL 8



Part No.	Stk. Code	Description	Interchange
TV286370	14463	* 1/8" balance port under exhaust cover on top	286370 286371

MODEL 12



Part No. TV065303
Stk. Code 14390



Part No. TV102626
Stk. Code 14395




Part No. TV103009
Stk. Code 14397

Part No.	Stk. Code	Crack Pressure	Supply Port (NPT)	Delivery Ports (NPT)	Control Ports (NPT)	Interchange
TV065104	14386	4 psi	1/2"	(4) 3/8" vertical	1/4"	065104 5003365 A103600
TV065125	14387	5.5 psi	1/2"	(2) 1/2" horizontal	1/4"	065125
TV065303	14390	4 psi	1/2"	(2) 3/8" vertical (2) 3/8" horizontal	1/4"	065303
TV102626	14395	4 psi	1/2"	(4) 1/2" vertical	1/4"	102626 A86477
TV103009	14397	4 psi	3/4"	(2) 1/2" horizontal	1/4"	103009
TV104165	14402	7.5 psi	3/4"	(2) 1/2" horizontal	1/4"	104165
TV104561	14403	5.5 psi	1/2"	(4) 3/8" vertical	1/4"	104561

MODEL 14

- Similar to Model 12 relay valves with an optional extra port to prevent compounding*
- Metal unmounted bracket provided with all valves
- Crack pressure 4 psi



Part No. TV103010
Stk. Code 14398



Part No. TV103028
Stk. Code 14399

Part No.	Stk. Code	Supply Port (NPT)	Delivery Ports (NPT)	Control Ports (NPT)	Balance Ports (NPT)	Interchange
TV103010	14398	3/4"	(2) 1/2" horizontal	1/4"	1/8"	103010
TV103028	14399	1/2"	(4) 1/2" vertical	1/4"	1/8"	103028
TV104574	14404	1/2"	(2) 1/2" horizontal	1/4"	1/8"	104574



SYNCHRONIZING VALVES



Part No. TV278825
Stk. Code 14559

Part No.	Stk. Code	Inlet Opening	Outlet Opening	Interchange
TV278825	14559	42 psi	28 psi	278825
TV282472	14569	21 psi	11 psi	282472
TV283700	14570	62 psi	50 psi	283700

INVERSION VALVES

- Inlet opens at descending pressure shown
- Outlet opens at ascending pressure shown



Part No. TV281459
Stk. Code 14452

Part No.	Stk. Code	Inlet Opening	Outlet Opening	Interchange
TV280758	14449	45 psi	60 psi	280758
TV281318	14451	35 psi	70 psi	281318
TV281459	14452	25 psi	40 psi	281459

DRAIN VALVES

MANUAL DRAIN VALVES

- Stainless steel spring
- Nylon covered steel cable
- 1/4" NPT male thread
- Crimped versions have cables cut to length and are ready to install
- Uncrimped version has the cable attached to the valve with the pull end of the cable unfinished. It can be cut to the desired length and crimped with the clip supplied
- Can be used on wet or dry tanks



Part No.	Stk. Code	Length	Interchange
TV12102	14355	2 ft crimped	12102
TV12103	14356	3 ft crimped	12103
TV12104	14357	4 ft crimped	12104
TV12105	14358	5 ft crimped	12105
TV12105U	14359	5 ft uncrimped	-

AUTOMATIC DRAIN VALVES

- Automatic Reservoir
- Mounts to wet tank
- 1/4" NPT male thread
- 3/8" NPT supply & delivery port

Part No.	Stk. Code	Description	Interchange
TV281923	14360	Non-heated	281923 KN24000
TV284412	14361	Heated - 12 volt	284412 KN24001



PRESSURE / SAFETY VALVES



Part No. TV31200
Stk. Code 14648



Part No. TV131081
Stk. Code 14490



Part No. TV284142
Stk. Code 14296



Part No. TV285849
Stk. Code 14574

Part No.	Stk. Code	Thread (NPT)	Pressure Relief Setting	Interchange
AT800350*	14364	1/4"	150 psi	800350
TV31200	14648	1/4"	150 psi	KN31200
TV31250	14649	3/8"	150 psi	KN31250
TV131081	14490	1/2"	250 psi	131081
TV284142	14296	1/4"	150 psi	205105 284142
TV284143	14571	3/8"	150 psi	284143
TV285849	14574	1/4"	175 psi	285849

*NOTE: For Model 9 Air Dryer



CHECK VALVES

SINGLE



TYPE 1
FEMALE/MALE



TYPE 2
FEMALE/FEMALE




TYPE 3
FEMALE/MALE - 90°



TYPE 4
FEMALE/MALE
OFFSET Z

Part No.	Stk. Code	Type	Ports (NPT)	Interchange
TV23040	14547	1	3/4"	KN23040
TV800369	14483	2	3/4"	800369
TV800370	14484	2	1/2"	800370
TV800372	14591	1	1/2"	800372 KN23000
TV800372Z	14645	4	1/2"	401018
TV800373	14592	1	3/8"	800373 KN23010
TV800375	14651	1	1/4"	800375
TV800376	14485	3	1/2"	800376 KN23060
TV801144	14489	2	1/4"	801144 KN23080

DOUBLE



TYPE 1



TYPE 2



TYPE 3

Part No.	Stk. Code	Type	Inlet Ports (NPT)		Outlet Ports (NPT)		Interchange
			A	B	C	D	
TV278595	14552	1	1/2"	1/4"	1/4"	1/4"	278595
TV278596	14553	1	1/2"	1/4"	3/8"	3/8"	278596
TV278597	14554	1	3/8"	1/4"	1/4"	1/4"	278597
TV278598	14555	1	3/8"	1/4"	3/8"	3/8"	278598
TV278599	14556	1	1/2"	3/8"	3/8"	3/8"	KN25100 278599
TV278614	14557	2	3/8"	3/8"	3/8"	-	278614 KN25060
TV278615	14558	2	3/8"	1/4"	1/4"	-	278615
TV280809	14566	1	3/8"	3/8"	3/8"	3/8"	280809 KN25110
TV401029	14646	3	1/4"	1/4"	1/4"	1/4"	401029
TV401084*	14647	3	1/4"	1/4"	1/4"	1/4"	401084

*Barbed fitting at exhaust port for 1/2" nylon tubing

PRESSURE PROTECTION VALVES

MODEL P2



Part No. TV277147
Stk. Code 14548

Part No.	Stk. Code	Ports (NPT)	Normal Closing	Interchange
TV277147	14548	1/4"	65 psi	277147
TV277148	14549	1/4"	85 psi	277148
TV277226	14550	1/4"	60 psi	277226
TV277227	14551	1/4"	75 psi	277227

MODEL P4



Part No. TV286500
Stk. Code 14464

Part No.	Stk. Code	Ports (NPT)	Normal Closing	Interchange
TV286500	14464	1/4"	85 psi	286500 287827
TV288323	14579	1/4"	70 psi	288323

MODEL SC



Part No. TV140270
Stk. Code 14415

Part No.	Stk. Code	Ports (NPT)	Normal Closing	Interchange
TV140200	14414	3/8"	50 psi	140200
TV140270	14415	3/8"	60 psi	140270
TV140280	14416	3/8"	70 psi	140280
TV140290	14417	3/8"	80 psi	140290

MODEL GT



Part No.	Stk. Code	Inlet Ports (NPT)	Outlet Ports (NPT)	Opening Pressure	Closing Pressure	Interchange
91-8301*	14090	1/2"	3/8"	85 psi	67 psi	401155
91-8302*	14091	1/2"	1/4"	100 psi (max)	70 psi (min)	401156
91-8303	14092	3/8"	3/8"	55 psi	45 psi	401152
91-8304*	14093	3/8"	3/8"	85 psi	67 psi	401153
91-8305	14094	1/2"	3/8"	55 psi	45 psi	401154

*Red cap



PRESSURE PROTECTION VALVES

MODEL MDP



Part No. TV31000
Stk. Code 14480

Part No.	Stk. Code	Inlet/Outlet Ports (NPT)	Open Op. psi	Close Op. psi	Accessory Port B (NPT)	Accessory Port C (NPT)	Interchange
TV31000	14480	1/4"	65 ± 8	45 ± 8	1/4"	1/8"	KN31000
TV31001	14602	1/4"	65 ± 8	45 ± 8	-	-	KN31001
TV31002	14603	1/4"	80 ± 8	60 ± 8	1/4"	1/8"	KN31002
TV31010	14604	1/4"	100 ± 8	90 ± 8	-	-	KN31010
TV31011	14605	1/4"	70 ± 8	60 ± 8	-	-	KN31011

PRESSURE REGULATORS

- Relieving type



Part No. 80-1066
Stk. Code 12156



Part No. 80-1077
Stk. Code 12162



Part No. 80-2007
Stk. Code 12189



Part No. 80-2008
Stk. Code 12190

Part No.	Stk. Code	Description	Regulating Range	Ports (NPT)
80-1066	12156	Panel mount - Max. input pressure 300 psi	5 - 120 psi	(4) 1/8"
80-1077	12162	Bracket mount - Max. input pressure 300 psi	5 - 125 psi	(4) 1/4"
80-2007	12189	Max. inlet pressure 300 psi	2 - 60 psi	(2) 1/4" (2) 1/8"
80-2008	12190	Max. inlet pressure 300 psi	2 - 125 psi	(2) 1/4" (2) 1/8"

RELAY EMERGENCY VALVES

- Pre FMVSS 121 or exempt trailer systems



Part No. TV1000S
Stk. Code 14392



Part No. TV110200
Stk. Code 14411



Part No. TV110338
Stk. Code 14517



Part No. TV110470
Stk. Code 14512



Part No. TV30400
Stk. Code 14479



Part No. TV281865
Stk. Code 14453

Part No.	Stk. Code	Description	Interchange
TV1000S	14392	Charging style - Very old - Replace w/TV281865	A1000S 1000-5A
TV110200	14411	Ratio style 1/4" supply & control	110200
TV110205	14412	Ratio style 3/8" supply & control	110205
TV110338	14517	Non-charging	110338
TV110470	14512	TV110200 without Ratio feature	110470
TV281865	14453	Dome style	281865 281860
TV30400	14479	Wagner style	KN30400 KN30300

VALVE FITTINGS - STEEL

- Steel nipples support valves mounted to air tanks

HEX NIPPLE



Part No.	Stk. Code	Thread A	Thread B
S1022-D	88378	1/2	1/2
S1022-E	89901	3/4	3/4
S1022-ED	88379	1/2	3/4

CLOSED NIPPLE



Part No.	Stk. Code	Thread A	Thread B
S112-D	88713	1/2	1/2
S112-E	88714	3/4	3/4

ADAPTER



Part No.	Stk. Code	Female Thrd	Male Thrd
S120-DD	88715	1/2	1/2
S120-ED	88716	3/4	1/2
S120-EE	88717	3/4	3/4



SPRING BRAKE VALVES - TRAILER

MODEL 2



Part No. TV103061
Stk. Code 14400



Part No. TV287376
Stk. Code 14467

Part No.	Stk. Code	Description	Interchange
TV102761	14396	3/4" Reservoir port	102761
TV103061	14400	1/2" Reservoir port	103061
TV287376	14467	3/4" Reservoir port without anti-compounding	287376

MODEL 4



Part No. TV101112
Stk. Code 14393

Part No.	Stk. Code	Description	Interchange
TV101112	14393	3/4" Reservoir port	101112
TV101622	14394	1/2" Reservoir port	101622

MODEL 5



Part No. TV065439
Stk. Code 14513

Part No.	Stk. Code	Description	Interchange
TV065437	14523	3/4" Reservoir port	065437 109615
TV065439	14513	1/2" Reservoir port	065439 109617

MODEL MD

- Reservoir ports 1/2", 3/8"
- All other ports 3/8"
- Service (control) has brass adapter*



Part No. TV26020
Stk. Code 14437

Part No.	Stk. Code	PPV Closing Pressure	Description	Interchange
TV26000	14435	55 psi	Supply port plugged	KN26000
TV26010	14436	70 psi	Control port above 3/8" reservoir	KN26010
TV26020	14437	70 psi	Control port above 1/2" reservoir	KN26020

SPRING BRAKE VALVES - TRAILER

MODEL SC1

- All ports 3/8" NPT except reservoir port as noted
- Service (control) port has brass adapter*



Part No. TV110170
Stk. Code 14407

Part No.	Stk. Code	Reservoir Port	Supply/Control Cover Rotation	Interchange
TV110170	14407	1/2"	90° to reservoir ports	110170
TV110171	14408	1/2", 3/8"	Aligned with reservoir ports	110171
TV110191	14409	3/8", 1/2"	Aligned with reservoir ports	110191

MODEL SC2



Part No. TV110500
Stk. Code 14529



Part No. TV110700
Stk. Code 14526



Part No. TV110800
Stk. Code 14527

Part No.	Stk. Code	Description	Interchange
TV110500	14529	Spring brake priority	110500
TV110700	14526	Service brake priority	110700
TV110800*	14527	Includes internal passage to fill tank	110800

*Identifying feature is the hole in flange below service (control) port

MODEL TS



Part No.	Stk. Code	Description	Interchange
TV51301	14588	Spring brake priority	51301 110500



TRAILER/DOLLY VALVES - OTHER

SINGLE VALVE TRAILER SYSTEM



Part No. TV12352
Stk. Code 14514



Part No. TV28600
Stk. Code 14575

Part No.	Stk. Code	Description	Interchange
TV12352	14514	Service/Emergency - old style	KN12352
TV28600*	14575	Full function 3/4" reservoir	KN28600
TV28601*	14576	Full function 1/2" reservoir	KN28601


*Top and bottom sections are Tech-Grade Nylon

EMERGENCY BRAKE CONTROL

- Most commonly used on dollies



Part No.	Stk. Code	Description	Interchange
TV110376	14610	All ports 3/8" NPT	110376



ADDITIONAL RESOURCES

Additional information about TECTRAN's Product Line can be found in the Resource Center Library on [WWW.TECTRAN.COM](http://www.TECTRAN.COM)

WILLIAMS AIR VALVES



HAND CONTROL VALVES

- Control range 0-120 psi
- Adjustable handle stops
- (1) 1/4" NPT port - (1) 1/8" NPT gauge port



Part No.	Stk. Code	Description
WM606C2C	15278	Valve
WM114471	15063	Repair Kit

3-WAY PILOT VALVES

- Temperature range -20°F to 200°F
- Flow rating -35 SCFM at 100 psi
- Port Sizes: 1/4" NPT Inlet & Outlet, 1/8" NPT control ports



Part No. WM147C
Stk. Code 15150



Part No. WM147F
Stk. Code 15152

Part No.	Stk. Code	Description
WM147C	15150	Normally closed 3-way - Control pressure to open 15-30 psi
WM147F	15152	Normally open 3-way - Control pressure to close 30-50 psi, to reopen 15-30 psi
WM147P	15155	Normally open 3-way - Control pressure to close 10-30 psi, to reopen 5-10 psi

PRESSURE REGULATING VALVES

- Application: Protecting an air brake system from failure in an auxiliary system
- Normally closed valve until a pressure of 70 Psi is reached
- Valve will automatically close if pressure drops below 70 psi in compliance with the latest revisions to FMVSS121
- (2) 1/4" NPT ports



Part No.	Stk. Code	Description
WM778A	15292	Does not include In-Line Filter
WM778A1	15293	Includes In-Line Filter

TOGGLE VALVE



Part No. WM219C4
Stk. Code 15160

- 2-way, two position flipper valve
- (2) 1/8" NPT ports with (1) 1/16" exhaust port
- Body is Die-cast zinc alloy
- Bottom inlet

SHUTTLE VALVE



Part No. WM80
Stk. Code 15331

- 2-way shuttle
- (3) 3/8" NPT ports - 1/8" NPT gauge port
- Flow rating - 200 SCFM at 100 psi
- WM80 (shown) - does not have a gauge port

PROPORTIONING VALVE




Part No. WM318A
Stk. Code 15169

- (3) 1/4" NPT ports
- Outlet pressure to input pressure ratio is adjustable from 1.3:1 to 0.8:1




HEIGHT CONTROL VALVES

MODEL HD




Part No. 80-450CE
Stk. Code 14525



Part No. 80-500C
Stk. Code 14380

Part No.	Stk. Code	Description	Interchange
80-450CE	14525	Universal tractor & trailer - old style	H00450CE
80-500C	14380	Integral dump - multiple trailer applications	H00500C

MODEL HX



Part No. 80-27000
Stk. Code 14528



Part No. 80-27201
Stk. Code 14502



Part No. 80-54007
Stk. Code 14381



Part No. 80-55105
Stk. Code 14518

Part No.	Stk. Code	Description	Interchange
80-27000*	14528	Universal standard flow Includes linkage kit	KN27000
80-27010*	14607	High flow for tractors	KN27010
80-27201*	14502	Low flow for cabs	KN27201
80-54007	14381	Universal tractor & trailer applications	90054007
80-55105*	14518	Tech-Grade Nylon - Replacement for 90554241	9055105 90554241

*Tech-Grade Nylon

HADLEY HEIGHT CONTROL VALVES



HEIGHT CONTROL VALVE - OLD STYLE

- 80-1006 Valves Include: Two Lever Arms & Two Mounting Brackets
- Used on several OEM applications and interchangeable with all current height control models
 - Universal mounting bracket can be used to mount on left OR right side
 - Kit also includes a straight arm to broaden the application range
 - Integral supply port check valve to prevent "leak downs"



Part No.	Stk. Code	Description	Interchange
80-1006	12144	HVC for Cab, Chassis or Trailer	H00450CE
80-1006ND	12148	HVC for Cab, Chassis or Trailer Non-Delay with quick reaction and function features	H00450CA

HEIGHT CONTROL VALVE - WITH INTEGRAL DUMP VALVE

- 80-1005 Valves Include: Three Lever Arms & Two Mounting Brackets
- Universal and versatile Dump and Non Dump valve for Tractor and Trailer applications.
 - Utilized on a number of Class A RV applications.
 - Highest flow rate and the best reliability and repeatability in the industry.
 - The Hadley 80-1005 valve is unequivocally the most durable valve in the industry

The 80-1005 Series was designed as a universal replacement valve. Fits most applications and replaces most competitive applications.



80-1005 may be used with or without dump



80-1005CA kit with Reverse action - Zero psi Dump

Part No.	Stk. Code	Description	Interchange
80-1005	12138	Height Control Valve Trailer or Tractor Applications - Pressure Dump built in	H00500C
80-1005CA	12140	Height Control Valve Zero Pressure Dump Trailer Applications	H00500CA
80-1005K	12143	Kit for 80-1005 Reverse Action Valve	HPB500-7



HADLEY HEIGHT CONTROL VALVES



HEIGHT CONTROL VALVE - NEXT GENERATION

80-1500 Valves Include: Four Lever Arms & Mounting Bolts

The 80-1500 Series of Height Control Valve fits a variety of applications on both Tractors and Trailers because of its very flexible installation methods.

- Multi-Mounting Configurations
- Ports can be pointed in 3 different directions
- Multi Lever Orientation
- Push to connect nylon tubing fitting for fast installation.

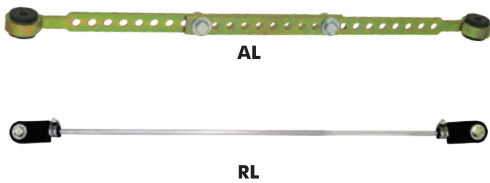


Part No.	Stk. Code	Description	Interchange
80-1500	12257	Height Control Valve Non-Dump Trailer or Tractor Applications	H001500UN
80-1501	12258	Height Control Valve with Pressure Dump Tractor Applications	H001501UD
80-1502	12259	*New Generation Height Control Valve Zero Pressure Trailer Applications	H001502UNC

**New Generation Height Control Valve: New OEM product made of durable glass reinforced polymers and increases capacity during dump/fill functions (high flow). Dump/non-dump versatility determined by plumbing.*

ADJUSTABLE LINKS

- Linkages transfer the axle movement to the frame mounted height control valve
- Linkages work for all height control valves




Part No.	Stk. Code	Description	Interchange
80-1006AL	12146	Adjustable linkage, align bolt holes for desired length	H00460B
80-1006RL	12149	Adjustable linkage, cut rod to length and clamp molded end unit	HPB450-3

SOLENOID VALVES

BRACKET MOUNT

- (2) 1/4" NPT ports
- Operated electrically by a simple "on-off" switch
- The solenoid operates to deliver air through one port in the "on" position
- Note that this unit must be mounted in an upright position as show
- Grounds through bracket
- 130 psi is max operating pressure; 125 psi standard



Part No.	Stk. Code	Description
80-1000	12137	12 volts
80-10002	12300	24 volts

BOTTOM MOUNT

- (3) 1/4" NPT Ports
- Electric Solenoid (self relieving)
- Vents the port to atmosphere in the "off" position
- Mounts by two thread holes at the bottom




Part No.	Stk. Code	Description
80-1074SS	12158	Normally Closed - 12 volts
80-1075SS	12159	Normally Open - 12 volts
80-1085SS	12170	Normally Open - 24 volt

PILOT VALVE

Part No. 80-107899
Stk. Code 12366

- Pressure range is 20 psi (min) - 150 psi (max)
- (1) 1/8" NPT Pilot Port
- (1) 1/4" NPT Delivery Port
- (1) 1/4" NPT Normally Closed ("N.C.")
- (1) 1/4" NPT Normally Open ("N.O.")



AIR SWITCH

Part No. 80-1088
Stk. Code 12173

- Used for; opening or closing air line or to raise or lower lift axle
- 2 positions: On/Up & Off/Down
- Solid brass, manual valve
- Interchange 90054088



RAPID DUMP VALVE

Part No. 91-8318
Stk. Code 14107

- Pilot-operated, 3-way valve for rapid air exhaust from air suspensions
- Normally Open
- Air suspension dump valve (4)1/8" ports, 1/4" mtg. hole diameter





HORN VALVES

HADLEY STYLE



DIRECT MOUNT



REMOTE MOUNT

Part No.	Stk. Code	Description	Interchange
16-755NS	55052	Lanyard & valve for air horns	H00755NS
16-15686B	55218	Lanyard for single horn - remote mount	H15686B
16-15687B	55219	Lanyard for double horn - remote mount	H15687B
16-15688B	55220	Lanyard for quad horn - remote mount	H15688B

ASSORTED STYLES

- All valves have Push-to-Connect fittings except basic
- All valves are Tech-Grade Nylon except HV228928



Part No. HV1630
Stk. Code 14640



Part No. HV228928
Stk. Code 14639



Part No. HV3300-21
Stk. Code 14631



Part No. HV3301-1
Stk. Code 14633



Part No. HV3302-1
Stk. Code 14635



Part No. HV3302-3
Stk. Code 14637



Part No. HV3300-22
Stk. Code 14632

Part No.	Stk. Code	Application	Outlet	Ports (NPT)	Interchange
HV1630	14640	Basic - plastic	-	1/8"	1630
HV228928	14639	Basic - metal	-	1/8"	228928
HV3300-21	14631	Kenworth	Single	(2) 1/4"	401164
HV3300-22	14632	Kenworth	Dual	(3) 1/4"	401253
HV3301-1	14633	Freightliner	Dual	(3) 1/4", (1) 3/8"	401254
HV3301-2	14634	Freightliner	Single	(3) 1/4", (1) 3/8"	401255
HV3302-1	14635	Navistar medium duty	Single	(2) 3/8"	401256
HV3302-2	14636	Navistar Conventional cab	Single	(2) 3/8"	401165
HV3302-3	14637	Navistar Cabover	Single	(2) 3/8"	401257

BRAKE COMPONENTS & ACCESSORIES

- ABS Components
- Air Control Boxes
- Air Dump Boxes
- Vehicle Load Scale Kits

- Brake Chambers & Components
- Brake Stroke Indicators
- Hub Caps & Accessories
- Wheel Safety Products






ABS COMPONENTS

UNIVERSAL ABS SENSOR EXTENSION

- Removable 90° female plug adapter
- Extensions are compatible with Meritor/Wabco style systems when used with plug
- Detach adapter for use with Haldex and Bendix style systems
- Universal Extensions allow you to stock one part series and remove the plug as needed to create a straight end extension



Part No.	Stk. Code	Length
AE040W	13802	40" (1m/3.3 ft)
AE050W	13803	50" (1.27 m/4.16 ft)
AE054W	13826	54" (1.37 m/4.5 ft)
AE072W	13804	72" (1.82 m/6 ft)
AE078W	13827	78" (1.98 m/6.5 ft)
AE120W	13805	120" (3.04 m/10 ft)
AE192W	13806	192" (4.87 m/16ft)



STRAIGHT ABS SENSOR EXTENSION

- Straight male & female plug
- For use with Haldex/Bendix style systems



Part No.	Stk. Code	Length
AE040B	13822	40" (1m/3.3 ft)
AE050B	13823	50" (1.27 m/4.16 ft)
AE054B	13799	54" (1.37 m/4.5 ft)
AE072B	13824	72" (1.82 m/6 ft)
AE078B	13800	78" (1.98 m/6.5 ft)
AE120B	13801	120" (3.04 m/10 ft)
AE192B	13825	192" (4.87 m/16ft)

STRAIGHT ABS SENSOR KIT

- Includes dielectric grease for proper installation



Part No.	Stk. Code	Length
AS012WK	13807	12"
AS018WK	13808	18"
AS054WK	13809	54"
AS078WK	13810	78"
AS090WK	13811	90"

ABS SENSOR EXTENSION LOCK

Part No. 940-51
Stk. Code 47245

- Tethered clip locks the extension cable to the ABS Sensor
- Handy for spotting connection point when multiple extensions are connected together
- Universal Fit



ABS SENSOR CLIP

Part No. AC034W
Stk. Code 13812



ABS EXCITOR RING

Part No. 15AER01-1
Stk. Code 13904

- 100 tooth
- Inside Diameter: 6.49"
- Outside Diameter: 7.04"



ABS COMPONENTS

ABS POWER CORD EXTENSION

- Constructed with 5-pin female & 5-pin male connector ends



Part No.	Stk. Code	Length
ABP-040	43048	40" (1m /3.3 ft)
ABP-078	43042	78" (2m /6.6 ft)
ABP-158	43049	158" (4m /13.1 ft)
ABP-180	43043	180" (4.5m /15ft)
ABP-236	43044	236" (6m /19.7 ft)


ABS POWER SPLITTER



Part No.	Stk. Code	Length
ABP12Y-6	43045	6" x 6" x 6"
ABP78Y-20	43046	36" x 36" x 18"

POWER CORD WITH ABS LAMP LEADS

- Constructed with 5-pin female end & non-terminated wire ends
- Cable may be shortened to fit application



Part No.	Stk. Code	Length	Lamp Lead
ABP16-10	43050	16 ft (5m)	10 ft (3m)
ABP30-18	43054	30 ft (9m)	18 ft (5.5m)
ABP40-26	43047	40 ft (12m)	26 ft (8m)
ABP53-26	43051	53 ft (16m)	26 ft (8m)
ABP59-40	43052	59 ft (18m)	40 ft (12m)
ABP66-40	43053	66 ft (20m)	40 ft (12m)

ABS SENSOR TO HOSE CLIP



Part No.	Stk. Code	Sensor Cable Dia.
940-49	47131	.180"
940-50	47203	.250"

INDICATOR LIGHTS



Part No.	Stk. Code	Description
SMA20	24096	2" Round - Sealed - Amber Light
SMA20ABS	24098	2" ABS Brake system indicator lamp



AIR CONTROL BOXES


Air Control Boxes operate lift and ride springs on trailers. Tectran makes a large number of Air Control Boxes for different types of applications.

28-AB-X series boxes offer the same configuration and function as the 27-ACB-X series but offer Tectran branded parts.

Arrows show direction of air flow

FOR USE WITH FULL AIR-RIDE TRAILERS


Part No. 28-AB-8
Stk. Code 11235



1. 29-SS8M | 2. 80-107899 | 3. 2005-8X3


FOR USE WITH AIR-RIDE & LIFT-AXLE ONLY TRAILERS

Part No. 28-AB-6
Stk. Code 11232




1. 29-SS8M | 2. 80G25BM16 | 3. 80-107899 | 4. 80-1200

Part No. 27-ACB-2
Stk. Code 11184




1. 27-S5331 | 2. 2005-8X3 | 3. WM147P

Part No. 27-ACB-5
Stk. Code 11079




1. 27-S5331 | 2. 80G25BM16 | 3. 80-1200 | 4. WM147P

Part No. 27-ACB-8
Stk. Code 11115




1. 29-SS6E | 2. 80-107899 | 3. 2005-8X3

Part No. 27-ACB-6
Stk. Code 11086




1. 29-SS6M | 2. 80G25BM16 | 3. 80-1200 | 4. WM147P

Part No. 27-ACB-69
Stk. Code 11101




1. 29-SS6E | 2. 80-107899 | 3. 2005-8X3

Part No. 27-ACB-65
Stk. Code 11095



1. 29-SS6M | 2. 80G25BM16 | 3. 80-1200 | 4. WM147P


AIR CONTROL BOXES



Part No.	Stk. Code	Description	USE				MATERIAL			PARTS USED																
			Full Air Ride	Air Lift Only	Ride Bag System Dump	Electric's work when lift bag full of air	Electric's work when ride bag full of air	# of Lift Axles	Brake interference	Gray Powder Coated Steel	Black Powder Coated Steel	Stainless Steel	29-SS8M Control Valve	29-SS6M Control Valve	29-SS6E Control Valve	80L25BM16 liquid Gauge	80-1200 Regulator	80G25BM16 2 1/2", 160 psi Gauge	WM147P Relay Valve	2005-6X3 3/8" 3-Way Ball Valve	27-LCH Latch	27-LCHSS Latch	2005-8X3 1/2" 3-Way Ball Valve	80-107899 Pilot Valve	14013 QR Valve	
28-AB-6	11232	air lift, ride controlled with regulator		Y		Y	1	Y		Y		Y				Y	Y					Y				Y
28-AB-8	11235	full air ride, with a lift	Y		Y	Y	1	Y	Y			Y										Y		Y	Y	
27-ACB-2	11184	full air ride, with a lift	Y		Y	Y	1	Y	Y			Y						Y	Y	Y						
27-ACB-5	11079	air lift, ride controlled with regulator		Y		Y	1	Y	Y			Y			Y	Y	Y				Y					
27-ACB-6	11086	air lift, ride controlled with regulator		Y		Y	1	Y		Y			Y		Y	Y	Y				Y					
27-ACB-8	11115	full air ride, with a lift	Y		Y	Y	1	Y	Y					Y							Y		Y	Y		
27-ACB-10	11074	-6 no frame fittings		Y		Y	1	Y		Y			Y		Y	Y					Y		Y	Y		
27-ACB-65	11095	-6 reverse operation		Y		Y	1	Y		Y			Y		Y	Y	Y				Y					
27ACB65LS	11097	-6 reverse, SS box, liquid gauge		Y		Y	1	Y		Y			Y		Y	Y	Y				Y					
27-ACB-69	11101	-8 reverse operation	Y		Y	Y	1	Y		Y			Y								Y		Y	Y		
27-ACB-73	11104	-8 SS box	Y		Y	Y	1	Y		Y			Y								Y		Y	Y		
27-ACB-74	11106	-6 SS box		Y		Y	1	Y		Y			Y		Y	Y	Y				Y					
27-ACB-75	11108	-6 reverse operation SS box		Y		Y	1	Y		Y			Y		Y	Y	Y				Y					
27-ACB-79	11113	-6 no brake interference		Y		Y	1	N		Y			Y		Y	Y					Y					

REPLACEMENT PARTS FOR TECTRAN AIR CONTROL BOXES

Part No.	Stk. Code	Description
27-S5331	11182	Schrader Style Control Valve
29-SS6M	12124	Norgren Style Control Valve (internally piloted)
29-SS6E	12123	Norgren Style Control Valve (externally piloted)
TV229635	14546	Toggle Valve
80-1200	12179	Pressure Regulator
80G25BM16	49007	2 1/2" x 0-160 psi Gauge (bottom mount)
WM147P	15155	Williams Relay Valve
2005-6X3	90087	1/2" Ball Valve, 3-Way
2005-8X3	90091	1/2" Ball Valve, 3-Way
80-107899	12366	Pilot Valve
TV229860	14430	Quick Release Valve 1/2" x 3/8" x 1/2" Add110-CB
27-LCH	11174	Latch Assembly
27-LCHSS	11175	Stainless Steel Latch Assembly
27-438	11063	7/8" Snap-in-Ring Plug



- Dimensions 12.5" x 12.5" x 6"
- Rubber hood latch
- Powder coated steel or stainless steel boxes
- 3 sides have (2) 3/4" holes - 1 side has (5) 3/4"



- Plumbing diagram located in lid
- Connections are made on the outside to frame fittings
- Gasketed lid




AIR CONTROL BOXES

REPAIR KITS

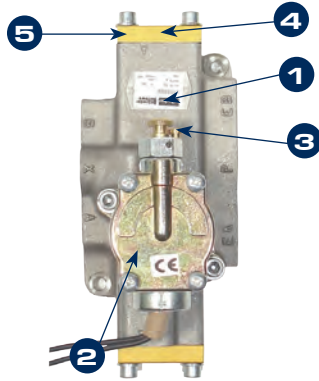
Part No.	Stk. Code	Description
27S5331RK	11183	For the 27-S5331 Control Valve
80-1200RK	12180	For the 80-1200 Norgren Style Regulator

PRESSURE REGULATORS REPLACEMENT PARTS

Part No.	Stk. Code	Description
80-1200	12179	Pressure Regulator (Norgren Style)
80-1202	12184	Pressure Regulator Mounting Kit (Nut & Bracket)




Item #	Part No.	Stk. Code	Description
1	29-SS8M1	12301	Valve body including spool, less head assembly
2	29-SS8M2	12302	Solenoid with molded on wiring and mounting nut
3	29-SS8M3	12303	Head control for valve, less solenoid
4	29-SS8M4	12304	Knob and nut kit



Item #	Part No.	Stk. Code	Description
1	27-S5331	11182	Control Valve
2	27K853025	11172	Solenoid
*	27K183001	11166	Solenoid Paper Gasket
*	27K183059	11167	Solenoid Brass Gasket
3	27K152006	11165	Override Knob
*	27S5331RK	11183	Repair Kit -includes: O-rings Seals Gasket Static O-rings
4	27K092066	11163	End Cap with Filter
*5	27-H02823	11162	Bronze Screen (not shown)

* = not illustrated



Item #	Part No.	Stk. Code	Description
1	29-SS6M	12124	Norgren Style Control Valve
2	29-SS6M1	12126	12V DC Coil
3	29-SS6M2	12127	Molded Cable Assembly
4	29-SS6M3	12128	Operator with Knob
5	29-SS6M4	12129	Knob
6	29S423452	11189	Rod & Seal only
*	29S423756	11190	O-ring Kit with Piston

* = not illustrated

AIR DUMP BOXES

- Dimensions: 8" x 8" x 4" x 18ga.
- Gasketed lid
- Rubber hood latch

FULL AIR RIDE

Designed for air dump systems on a full air ride trailer. Air is dumped out of the ride bags only. The rest of the system is isolated.


WITH GAUGE

Dump box with a pressure gauge can be used to convert the pressure in the air bags to axle weight.

BLACK - POWERED COATED STEEL


WITH GAUGE

Part No. 27-ADB-66
Stk. Code 11137



WITHOUT GAUGE


Part No. 27-ADB-12
Stk. Code 11131



STAINLESS STEEL


WITH GAUGE

Part No. 27-ADB-15
Stk. Code 11134



WITHOUT GAUGE

Part No. 27-ADB-16
Stk. Code 11136



REPLACEMENT PARTS

Part No.	Stk. Code	Description
2005-8X3	90091	1/2" 2-way, 3 Port Ball Valve
80G20CB16	49003	Pressure Gauge, 0-160 psi, 2"



TEC TIP

Trailers parked overnight with the air bags inflated can lose air causing the deflation of the bags. With the trailer parked, the brakes are locked and the tires do not rotate. Deflated bags can result in the rotating of the equalizer beam, causing the trailer to rock forward on the landing gear. If the trailer is heavily loaded or is on uneven ground, the landing gear may weaken or collapse. To prevent this, use a Tectran air dump box to quickly dump the air out of the ride bags at parking.



PRESSURE GAUGES

- All gauges have 1/4" NPT threads



Part No.	Stk. Code	Mount Style	Diameter	Pressure Range
80G20CB16	49003	Center	2"	0 - 160 psi
80G25CB16	49009	Center	2.5"	0 - 160 psi
80G25BM10	49005	Bottom	2.5"	0 - 100 psi
80G25BM16	49007	Bottom	2.5"	0 - 160 psi
Glycerin Filled Gauges				
80L25CB1C	49030	Center	2.5"	0 - 100 psi
80L25CB16	49029	Center	2.5"	0 - 160 psi
80L25BM1C	49014	Bottom	2.5"	0 - 100 psi
80L25BM16	49013	Bottom	2.5"	0 - 160 psi
80L25BM3C	49019	Bottom	2.5"	0 - 300 psi
80L25BM4M	49023	Bottom	2.5"	0 - 4000 psi
80L4BM030	49032	Bottom	4"	0 - 30 psi

VEHICLE LOAD SCALE KIT

Determine the vehicle load away from the scale. For air ride vehicles, use the gauge to determine how much weight is on the unit.



Part No.	Stk. Code	Description
27-LG1	11176	Liquid gauge with weather protective case
27-LG3	11178	Gauge Kit: gauge,nylon tubing 3/8" dia. -10 ft long, T fitting - push lock quick connect

BRAKE CHAMBERS & COMPONENTS

BRAKE CHAMBERS

- All brake chambers have universal length push-rods and are supplied without clevises
- Mounting nuts are included



Part No.	Stk. Code	Type	Stroke (mm)	Stroke (In)
150-120	62001	12	45	1.75"
150-160	62002	16	57	2.25"
150-200	62003	20	57	2.25"
150-200XL	62109	20-LS*	63.5	2.50"
150-240	62004	24	64	2.5"
150-240XL	62092	24-LS*	76	3"
150-300	62006	30	64	2.5"
150-300XL	62101	30-LS*	76	3"
150-360	62009	36	76	3"

Note* - Long Stroke

BRAKE CHAMBER COMPONENTS

Ports (2) P: 3/8" - 18 NPT

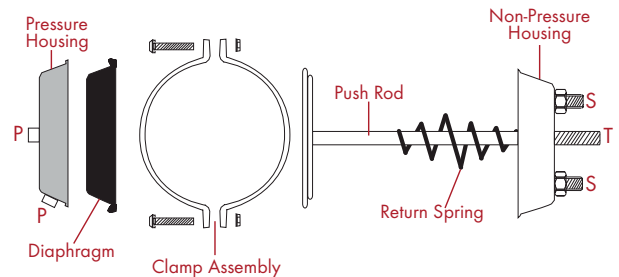
Thread T: 1/2" - 18 UNF (chamber size 12 & 16 only)

Thread T: 5/8" - 18 UNF (chamber size 20 & 36 only)

Thread S: 7/16" - 20 UNF (chamber size 12 & 16 only)

Thread S: 5/8" - 11 UNC

- 152-XX series - Pressure Housings
- 156-XX series - Clamp Assemblies
- 154-XX series - Push Rods
- 155-XX series - Return Springs
- 153-XX Series - *Non-Pressure Housings (Non-Pressure Housing supplied w/o hardware)



Chamber Size	Pressure Housing	Stk. Code	Diaphragm	Stk. Code	Clamp Assembly	Stk. Code	Push Rod	Stk. Code	Push Rod Thrd Length	Return Spring	Stk. Code	Non-Pressure Housing*	Stk. Code
12	-	-	151-12	62010	156-12	62043	154-12	62031	8.5"	155-12	62037	153-12	62025
16	-	-	151-16	62011	156-16	62044	154-16	62032	8.0"	155-16	62038	153-16	62026
20	-	-	151-20	62012	156-20	62045	154-20	62033	8.0"	-	-	-	-
24	152-24	62022	151-24	62013	156-24	62046	154-24	62034	8.0"	155-24	62040	-	-
30	152-30	62023	151-30	62015	156-30	62047	154-30	62035	14.0"	155-30	62041	153-30	62029
36	152-36	62024	151-36	62018	156-36	62052	154-36	62036	7.25"	-	-	153-36	62030

COMPONENT PARTS

- Fits brake chamber Type 20 through Type 36

Boot & Plate Assembly

Part No. 150-30B

Stk. Code 62008



Release/Caging Bolt

Part No. SB30R

Stk. Code 62080



Dust Cap

Part No. SB30PAG

Stk. Code 62079



Dust Cap

Part No. SB30PA

Stk. Code 62078





BRAKE CHAMBERS & COMPONENTS

DIAPHRAGMS - AIR BRAKE

- Diaphragms are specially formulated for long life and severe service
- Combination of materials ensures superior strength, flexibility and resistance to deterioration
- Operating temperatures range from -40°F to 212°F
- Diaphragms are interchangeable with all competitive diaphragms


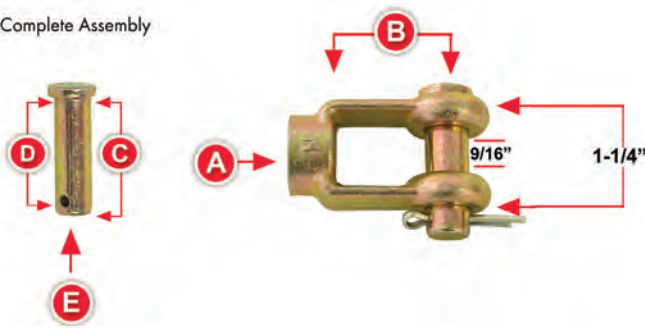


Part No.	Stk. Code	Type
151-9	62019	9
151-12	62010	12
151-16	62011	16
151-20	62012	20
151-24	62013	24
151-24XL	62094	24-LS*
151-30	62015	30
151-30XL	62105	30-LS*
151-36	62018	36

*Note: Long Stroke

CLEVIS ASSEMBLY

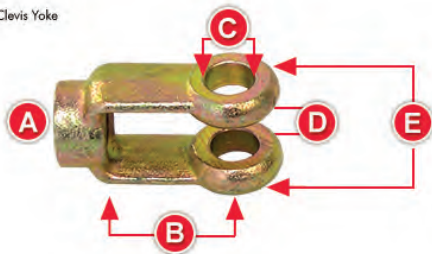
Complete Assembly



Part No.	Stk. Code	A	B	C	D	E
2010-88	62067	1/2"-20	1 1/4"	1 1/2"	1 3/8"	1/2"
2010-810	62066	1/2"-20	1 1/4"	1 1/2"	1 3/8"	5/8"
2010-108	62063	5/8"-18	1 1/4"	1 1/2"	1 3/8"	1/2"
2010-1010	62061	5/8"-18	1 1/4"	1 1/2"	1 3/8"	5/8"

CLEVIS YOKE

Clevis Yoke

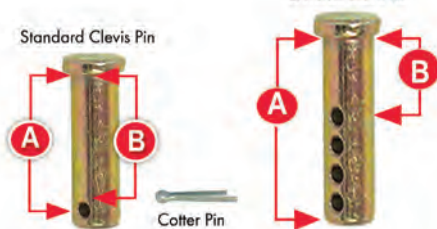


Part No.	Stk. Code	A	B	C	D	E
2008-7	62121	1/2"-20	1 5/8"	1/2"	9/16"	1 1/4"
2008-10S	62119	5/8"-18	2 1/16"	5/8"	9/16"	1 1/2"
20091010L	62113	5/8"-18	4 11/16"	5/8"	11/16"	1 3/8"
2009-66	62112	3/8"-24	2 1/4"	3/8"	7/16"	7/8"

CLEVIS PINS

Standard Clevis Pin

Universal Clevis Pin



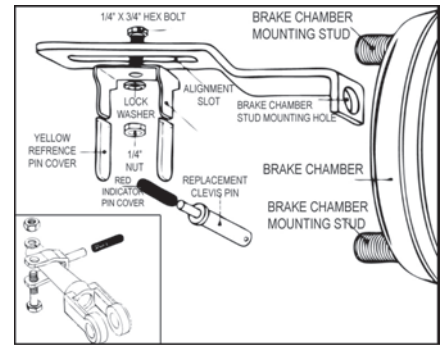
Part No.	Stk. Code	Description	Pin Dia.	A	B
2008-10L	62115	Standard Pin	5/8"	1.593	1.523
2008-5	62114	Standard Pin	5/16"	0.812	0.757
2008-8	62059	Standard Pin	1/2"	1.343	1.273
2008-10	62056	Standard Pin	5/8"	1.453	1.383
2008-8LCP	62116	Standard Pin	1/2"	1.593	1.523
2008-10U	62111	Universal Pin	5/8"	3"	1 9/32"
2008-6	62117	Universal Pin	3/8"	2"	17/32"
2008-7U	62120	Universal Pin	1/2"	2"	9/16"
2007	62053	Cotter Pin Only	-	-	-

BRAKE CHAMBERS & COMPONENTS



VISUAL BRAKE STROKE INDICATORS

- Provides an easy, visual means of conducting mandatory pre-trip air brake inspection in minutes
- 1/2" Clevis Pin standard on all units
- Drivers, mechanics or inspectors view indicators in 10 percent of the time, without going under truck/trailer
- Saves fleets, drivers and owner-operators time and money and protects against heavy fines and lost points
- Reduces risk of accidents, conveys fleet commitment to safety and may reduce accident insurance cost
- Reduces equipment downtime due to inspection or needless air brake adjustment
- Automatic slack adjusters also require pre-trip inspection
- Heavy duty plated bracket - bolts easily on to the truck/trailer brake chamber
- Pre-measured reference unit with bright yellow "goalpost"
- Tooled clevis pin with bright red "pointer" replaces clevis pin linking slack adjuster to push rod
- As long as the pointer is positioned between the centers of the two goalposts, the brakes are properly adjusted



*Note: Units ending in CP do not have a Clevis Pin

UNIVERSAL TRUCK (POWER UNIT) BRACKETS:

Part No.	Stk. Code	Brake Safe™ Part No.	Chamber Type	Reference Unit Width		Typical Applications
				DOT Limit	OEM Limit	
BR01	63111	PU242	16, 20, 24	1.75"	2.25"	Most steering axles
BR02	63024	PU302	16L, 20L, 24L, 30	2.00"	2.5"	Most drive axles & steer long strokes
BR04	63113	PU250LS	24LS, 30L sq. port	2.50"	3"	Long-stroke, square port chambers
BR24*	63036	PU242CP	16, 20, 24	1.75"	2.25"	Clamp-on pointer for long push rods
BR21*	63033	PU302CP	30	2.00"	2.5"	Clamp-on pointer for long push rods
BR25*	63037	PU250LSCP	24LS, 30LS sq. port	2.50"	3"	Clamp-on pointer for long push rods

*Note: Units ending in CP do not have a Clevis Pin




UNIVERSAL TRAILER BRACKETS:

Part No.	Stk. Code	Brake Safe™ Part No.	Chamber Type	Ref. Unit Width	Typical Applications
BR05	63114	TL302	30	2.00"	Flatbed, Van & Tanker trailers
BR06	63025	TL250LS	30LS sq. port	2.50"	Long-stroke, square port chambers
BR07	63026	TL302S	30-short bracket	2.00"	Low-float trailers, short bracket
BR20*	63030	TL302CP	30	2.00"	Intraax Axles, Clamp-on pointer
BR23*	63035	TL250LSCP	30LS sq. port	2.50"	Intraax Axles, Clamp-on pointer

*Note: Units ending in CP do not have a Clevis Pin

BRAKE STROKE REPLACEMENT PARTS

Part No.	Stk. Code	Description
BR19	63029	1/2" Clevis Pin
BR08	63115	5/8" Clevis Pin
BR175	63027	Hardware Kit - 1.75" indicator, covers, 1/2" clevis pin and bolts
BR200	63031	Hardware Kit - 2.00" indicator, covers, 1/2" clevis pin and bolts
BR250	63038	Hardware Kit - 2.50" indicator, covers, 1/2" clevis pin and bolts
BR2R	63124	Red clevis pin covers
BR2Y	63125	Yellow indicator pin covers
BR175CP	63028	Hardware Kit - 1.75" indicator, clamp-on pointer
BR200CP	63032	Hardware Kit - 2.00" indicator, clamp-on pointer
BR250CP	63039	Hardware Kit - 2.50" indicator, clamp-on pointer



BrakeSafe™ is a registered trademark of Spectra Inc.



BRAKE CHAMBERS & COMPONENTS

BRAKE SHOE LINING TOOL

When brakes are applied, insert the tool between the lining pads (or through the inspection slot) with the stepped side towards the shoe table and the notch side towards the drum. Slide tool in until it stops - the reading on the notch show how much lining remains



Part No.	Stk. Code	Description
A162	51193	Brake shoe lining tool
A161	51192	Pocket brake shoe lining tool

HUB CAPS & ACCESSORIES

UNIVERSAL HUB CAPS


- Universal six bolt application
- 5 1/2" bolt circle mounting holes (6) for 5/16" bolts
- Impact resistant
- All necessary plugs and gaskets are included
- Center fill plug is vented
- Clear Polycarbonate oil sight window with level markings
- High quality cast-aluminum housing
- Includes: Hub cap, gasket, (6) bolts



Part No.	Stk. Code	Old Part No.	Description
HC0-4009	54249	22-4009A	Cap without Side Plug
		22-4009AK	Hub Cap Kit (22-4009A)
HC3-4009C	54274	22-4009C	Chrome Cap
HC-3009	54264	22-4009G	Gasket
HC3-4009	54256	22-4009	Cap
		22-4009K	Hub Cap Kit (22-4009K)
HC-5990	54268	22-65P	Vented Plug
HC-3009WK	54273	22-49WK	6-Hole Window Kit

PROPAR STYLE HUB CAPS

- Made of high quality non-yellowing polycarbonate
- Center fill - vented plug installed
- Sealing O-rings and plugs are included
- 6 1/4"-8 external thread



Part No. HC0-4075
Stk. Code 54253



Part No. HC0-4975
Stk. Code 54271


Part No.	Stk. Code	Old Part No.	Description
HC0-4975	54271	22-6500	Cap
HC0-4075	54253	22-6500M	Metal Cap
HC-3077	54272	22-65GO	O-ring
HC-5990	54268	22-65P	Vented Plug

TIRE INFLATION SYSTEM REPLACEMENT HOSES

DIAMONDGUARD HOSES

The unique **DIAMONDGUARD** hoses consist of:

- ← Large diameter bent tube design for outer hoses
- ← Permanent crimped on shell design
- ← Rugged stainless steel braided armor
Flexible, chemical-resistant EPDM core
 - Extreme cut-through & abrasion resistance
 - Superior kink resistance
 - Excellent low temperature properties
- ← Knurled fitting nuts for easy hand-tight installation
- ← Superior check valve design
 - Unsurpassed durability
 - Improved air flow



Part No. P37000
Stk. Code 76031



Part No. P37002
Stk. Code 76035



Part No. P37001
Stk. Code 76033



Part No. P37004
Stk. Code 76267



Part No.	Stk. Code	Description	Rim Diameter	Interchange
P37000	76031	Inner for Dual Wheels	19.5" or Larger	31373-00
P37001	76033	Outer for Dual Wheels	19.5" or Larger	31363-00
P37002	76035	Super Single Wheels & Dual Inner	Single 22.5" or 24.5", Dual Inner 17.5" or Smaller	31374-00
P37003	76266	Inner for Dual Wheels	17.5" or Smaller	n/a
P37004	76267	Outer for Dual Wheels	17.5" or Smaller	31364-00
P38000	76036	Inner for Dual Wheels	19.5" or Larger	PressureGuard direct replacement
P38001	76037	Outer for Dual Wheels	19.5" or Larger	PressureGuard direct replacement
P38002	76038	Super Single Wheels	22.5" or 24.5"	PressureGuard direct replacement
P38003	76039	Inner for Dual Wheels	17.5" or Smaller	PressureGuard direct replacement
P38004	76040	Outer for Dual Wheels	17.5" or Smaller	PressureGuard direct replacement
P39000	76342	Inner for Dual Wheels	Any Size	VS-29003-1 (EC/CP System)
P39001	76343	Outer for Dual Wheels	22.5" or Larger	VS-29004-2 (EC/CP System)
P39002	76344	Super Single Wheels	22.5" or 24.5"	VS-29003-1 (EC/CP System)
P39004	76345	Outer for Dual Wheels	19.5" or Smaller	VS-29004-1 (EC/CP System)



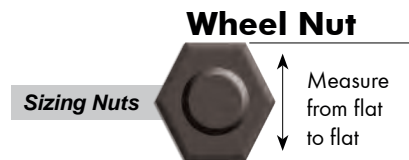
WHEEL SAFETY PRODUCTS

- Wheel Nut Indicators provide a simple, visual means of confirming proper wheel nut torque in seconds
- Reduces risk of wheel detachment accidents and resulting load damage and may reduce insurance costs
- Reduces equipment downtime and maintenance costs associated with needless re-torquing
- Resistant to highway and cleaning chemicals
- Easy to install and difficult to tamper with or dislodge
- Bright color permits visibility at night and in dirty or muddy conditions
- Temperature-sensitive polymer detects bearing or brake overheating problems by deforming at temperatures above 120°C / 250°F. Will withstand extreme cold temperatures (-75°C / -100°F) without cracking.
- High temperature Wheel-Check can withstand heat temperatures to approximately 450° F



TEC TIP

Wheel Nut indicators are applied pointing in a uniform clockwise direction after ensuring proper wheel torque (apply with "lip" toward wheel) An indicator will rotate counter-clockwise if wheel nut loses torque. Provides a visual commitment to safety to the public and to transportation authorities. Drivers, mechanics or inspectors can confirm proper wheel torque or identify bearing or brake overheating problems at a glance. Reduces costly wheel stud wear and breakage due to continuous re-torquing (stud manufacturers recommend stud replacement after 3 torques.) Costs only a few dollars per wheel and pays for itself if just one re-torque is avoided. Reusable on replacement wheels.



Nut Size (in.)	Nut Size (mm)	Model Letter	Applications	20 Piece Pack		100 Piece Pack		1000 Piece Pack	
				Part No.	Stk. Code	Part No.	Stk. Code	Part No.	Stk. Code
1 1/2"	38.1	AA	Motor Wheel 8 stud hub-piloted wheel & cone locknut	WCH02	63054	WCH02C	63140	WCH02M	63055
1 1/2"	37.5	A	Budd stud piloted nuts	WCH01	63052	WCH01C	63139	WCH01M	63053
1 5/16"	33	B	Budd Unimount 10stud hubpiloted wheel & GM Buses	WCH03	63056	WCH03C	63141	WCH03M	63057
7/8"	22	C	Smaller courier units & GMC flanged cap of flat nut	WCH04	63058	WCH04C	63142	WCH04M	63059
1 1/16"	27	D	Some school buses & courier units & Ford tapered nut	WCH05	63060	WCH05C	63143	WCH05M	63061
13/16"	20.5	E	Ford Courier Vans	WCH15	63076	WCH15C	63151	WCH15M	63077
1 1/4"	31	F	Heavy duty trailers spoke wheel style	WCH07	63064	WCH07C	63145	WCH07M	63065
1"	25	G	Curbside courier units	WCH12	63070	WCH12C	63148	WCH12M	63071
1 9/16"	40.5	H	Hino and Isuzu trucks	WCH09	63066	WCH09C	63146	WCH09M	63067
27/32"	20.8	I	Ford 350, 450 & 550	WCH16	63078	WCH16C	63152	WCH16M	63079
1 3/4"	44	J	Construction / off-road vehicles	WCH11	63068	WCH11C	63147	WCH11M	63069
1 3/16"	30	K	European Trailers	WCH13	63072	WCH13C	63149	WCH13M	63073
1 8/32"	32	L	Old style EURPSW	WCH14	63074	WCH14C	63150	WCH14M	63075
15/16"	23.8	M	Chrysler Dodge 1 Ton	WCH17	63131	WCH17C	63153	WCH17M	63130
1 1/8"	28	N	Inverted flange for school buses & small transit buses	WCH06	63062	WCH06C	63144	WCH06M	63063
3/4"	19	O	1 Ton Trucks	WCH19	63219	WCH19C	63213	WCH19M	63220
1 1/2"	38.1	AA	HIGH TEMP-Motor Wheel 8 stud hubpiloted wheel & cone locknut	WCHT02	63138	-	-	WCHT02M	63137
1 1/2"	37.5	A	HIGH TEMP-Budd stud piloted nuts	WCHT01	63218	-	-	WCHT01M	63135
1 5/16"	33	B	HIGH TEMP-Budd Unimount 10stud hubpiloted wheel & GM Buses	WCHT03	63136	-	-	WCHT03M	63133
1 1/4"	31	F	HIGH TEMP-Heavy duty trailers spoke wheel style	-	-	-	-	WCHT04M	63154

WHEEL SAFETY PRODUCTS

WHEEL CAP POINTERS

- The cap protects the nut and stud from the environment.
- Available in bright yellow



Size	20 Piece Pack		100 Piece Pack	
	Part No.	Stk. Code	Part No.	Stk. Code
27 mm	WCP27	63186	WCP27-C	63202
28 mm	WCP28	63187	WCP28-C	62303
30 mm	WCP30	63188	WCP30-C	63204
32mm	WCP32	63189	WCP32-C	63205
33 mm	WCP33	63190	WCP33-C	63206
38 mm	WCP38	63191	WCP38-C	63207

ZAFETY LUG LOCK™

- Zafety Lug Lock™ is designed to ensure wheel nuts remain secure prior to scheduled re-torquing
- Zafety Lug Lock™ creates resistance between 2 nuts minimizing their ability to rotate & loosen
- Use on standard or hub piloted 10 stud wheels with 1- 5/16 inch (33mm) nuts on 3-1/2 inch centers and 4-1/8 inch centers
- Also designed for 8 stud wheels with 7/8 inch (22mm) and 1.0 inch (25mm) nuts on 2-1/2 inch centers
- Standard formulation for wheel end temperatures up to 300°F (149°C)
- High temperature formulation for severe braking with wheel end temperatures up to 450°F (232°C)



Size	Color	Description	10 Piece Pack		100 Piece Pack	
			Part No.	Stk. Code	Part No.	Stk. Code
2 1/2" Center - 22mm Nut	Orange	Zafety Lug Lock	WZ22	63161	WZ22-C	63160
2 1/2" Center - 25mm Nut	Orange	Zafety Lug Lock	WZ25	63162	WZ25-C	63163
3 1/2" Center - 33mm Nut	Orange	Zafety Lug Lock	WZ33	63156	WZ33-C	63164
3 1/2" Center - 33mm Nut	White	Zafety Lug Lock	WZ33-W	63223	WZ33-W-C	63224
4 1/8" Center - 33mm Nut	Orange	Zafety Lug Lock	WZ33L	63165	WZ33L-C	63166
3 1/2" Center - 38mm Nut	Orange	Zafety Lug Lock	WZ38	63167	WZ38-C	63168
2 1/2" Center - 22mm Nut	Orange	High Temp Zafety Lug Lock	WZT22	63169	WZT22-C	63170
2 1/2" Center - 25mm Nut	Orange	High Temp Zafety Lug Lock	WZT25	63171	WZT25-C	63172
3 1/2" Center - 33mm Nut	Orange	High Temp Zafety Lug Lock	WZT33	63173	WZT33-C	63174
4 1/8" Center - 33mm Nut	Orange	High Temp Zafety Lug Lock	WZT33L	63175	WZT33L-C	63176

Zafety Lug Lock® is a registered trademark of Tafcan Consulting Ltd.

SAFETYLINK™

- SafetyLink™ helps prevent wheel nuts from loosening by more than 6° by creating a mechanical link from one nut to the other
- When a nut begins to loosen, the link exposes a colored "flag" to show that the movement has occurred
- As with other wheel nut safety devices, use of the SafetyLink™ is not intended to be a replacement for proper nut torquing methods




Size	Description	20 Piece Pack		100 Piece Pack	
		Part No.	Stk. Code	Part No.	Stk. Code
33 mm	White	WSLSW33	63192	WSLSW33-C	63201
33 mm	Chrome - w/Cap	WSLCC33	63193	WSLCC33-C	62300

SafetyLink™ is a registered trademark of SafetyLink International Inc.



NOTES

A small image of a computer monitor displaying a website interface with various product images and text.

ADDITIONAL RESOURCES
Additional information about TECTRAN's Product Line can be found in the Resource Center Library on WWW.TECTRAN.COM

ELECTRICAL SYSTEMS & ACCESSORIES

- Trailer Cable
- Extension Cords
- Parallel Wire
- Primary Wire
- Wire Terminals
- Junction Boxes
- Terminal Strips
- Circuit Breakers
- Battery & Starter Cable
- Welding Cable
- Booster Cables
- Parrot Clamps
- Battery Cable Assemblies
- Copper Lugs
- Battery Terminals
- Battery Hardware

- Terminal Protectors
- Heat Shrink Tubing
- Split Loom
- Fiber Loom
- Spiral Wrap
- PRO-TEC Kits
- Grommets
- Dielectric Products
- Push-Pull Switches
- Master Disconnect Switches
- Toggle Switches
- Rocker Switches
- Control Switches
- Momentary Push Switches
- Precision Ball Switches
- Neutral/Back Up Switches

- Buzzers
- Axle Switches
- Horn Buttons
- Dimmer Switches
- Solenoids
- Ignition Switches
- Starter Switches
- Fuses
- Relays
- Flashers
- Bulbs
- Dash Fans
- Back Up Alarms
- Horns
- Tools, Tape, & Accessories





ARTICFLEX CABLE



THE ARTICFLEX DIFFERENCE

TECTRAN's unique ArticFlex cable is rated to -85°F so it stays flexible and durable in brutally cold winter conditions. This far exceeds the rating of -40 F called for by SAE J2394, the standard that covers the design and performance requirements of cable for tractor-trailer ABS applications.

Extreme cold weather performance is just one reason why ArticFlex is favored by so many trailer manufacturers and equipment owners. Flexibility, which is primarily determined by the materials used and the wire strand count, is another. The insulation and jacketing materials of ArticFlex cable were carefully selected for their performance characteristics, and the wire strand count in each conductor far exceeds the traditional primary wire design outlined in SAE J1128. The result is greater flexibility and up to 10% more copper content than required by SAE J1128, which enables brighter lighting and improved voltage to ABS modules.



ARTICFLEX CABLE

- Up to 10% more copper content than required by SAE J1128
- High conductor strand count for excellent flexibility
- Conductors are wrapped in paper which allows for easy stripping of the outer jacket
- Specially formulated materials allow flexibility in temperatures of -85°F (-65°C) to 176°F (80°C)
- Up to 3 times more abrasion resistant than competitive cables
- Resistant to UV light, ozone, gasoline, diesel, and other commonly encountered chemicals
- Available in precut lengths (boxed) or in continuous lengths on wooden reels (bulk reels non-returnable)

The following chart outlines the different configurations of ArticFlex that are available:

Circuit Application	Wire Color	ABS Duty	Standard Duty	Medium Duty	Light Duty
Stop Lamp	Red	10	12	12	14
Right turn & Hazard lamps	Green	12	12	14	14
Tail & License plate lamps	Brown	12	12	14	14
ABS continuous power	Blue	10	12	14	14
Clearance, marker & ID lamps	Black	12	12	14	14
Left Turn	Yellow	12	12	14	14
Ground	White	8	10	12	12

CHOOSING THE RIGHT CABLE CONSTRUCTION

Proper cable selection is critical due to the increased demand on modern vehicle electrical systems and to comply with vehicle lighting laws. Safe vehicle operation requires that the circuitry is capable of passing enough current to provide adequate power to the lights, ABS module, and other electrical components.

A 10% drop in voltage due to inadequate current capacity of the wire may reduce lamp brightness by 50%. In addition to the size of the wire, the distance that the current must travel needs to be considered as well to account for voltage loss. This becomes an even more critical issue for multiple trailer configurations. The following chart offers recommended wire gauges for a typical 12-volt system. The following pages provide specific Tectran part numbers.

Circuit Length from Battery to Farthest Lamp

Current Draw (amps)	Up to 30 FT	40 FT	50 FT	60 FT	80 FT	100 FT	120 FT
2	14	14	14	14	14	14	14
4	14	14	14	14	12	12	12
6	14	14	14	14	12	10	10
8	14	14	12	12	10	10	10
10	14	14	12	12	10	10	8
12	14	12	12	10	10	8	8
14	12	12	10	10	8	8	8
18	12	10	10	8	8	8	8
20	12	10	10	8	8	8	6
25	12	10	8	8	8	6	6
30	12	10	8	8	6	6	6
35	12	10	8	8	6	6	6

TEC TIP

Modern tractor and trailer 7-way wiring systems use 12-gauge wire for lighting circuits, 10-gauge wire for stop lamp circuits (red) and anti-lock brake (ABS) circuits (blue), and 8-gauge wire for ground circuits (white). All new tractors and trailers must be equipped this way to fulfill the demands of modern lighting and ABS systems. Multi-conductor cable in this configuration is colored green for primary ABS and lighting applications and yellow for auxiliary applications.

ARTICFLEX CABLE

- Operating temperature range: -85°F (-65°C) to 176°F (80°C)
- Up to 3 times more abrasion resistant than competitive cables
- Resistant to UV light, ozone, gasoline, diesel, and other commonly encountered chemicals
- Conductors are wrapped in paper which allows for easy stripping of the outer jacket
- High conductor strand count for excellent flexibility

ABS DUTY - 4/12-2/10-1/8 GAUGE

Green, Brown, Black, Yellow, Red, Blue, White

- This ultra heavy duty construction is approved for ABS system power requirements on single and multiple trailer configurations
- Green cable is used for the primary ABS power supply and yellow cable is used for the secondary or auxiliary power supply
- Cable O.D. (Nominal) - 0.626"
- Meets the stringent performance requirements of the SAE J2394 standard



Part No.	Stk. Code	Jacket Color	Length
742208A5	32024	Green	500 ft
742208E5	32030	Yellow	500 ft
742208A2	32023	Green	250 ft
742208E2	32156	Yellow	250 ft
742208A1	32022	Green	100 ft
742208E1	32029	Yellow	100 ft
742208AT	32026	Green	50 ft
742208ET	32032	Yellow	50 ft

STANDARD DUTY - 6/12-1/10 GAUGE

Green, Brown, Black, Yellow, Red, Blue, White

- High quality, durable construction is suitable for single-trailer configurations using standard lighting
- Not recommended for ABS applications
- Cable O.D. (Nominal) - 0.581"



Part No.	Stk. Code	Jacket Color	Length
76210A5	32083	Black	500 ft
76210A2	32082	Black	250 ft
76210A1	32081	Black	100 ft
76210AT	32086	Black	50 ft

MEDIUM DUTY - 5/14-2/12 GAUGE

Green, Brown, Black, Yellow, Red, Blue, White

- This unique cable configuration retains the 12-gauge conductor in the heavily loaded red stop lamp circuit and for the white ground circuit, while providing the economy of 14-gauge wiring for the other circuits
- This construction is a perfect alternative to 7/14 or 6/14 - 1/2 constructions
- Not recommended for ABS applications
- Cable O.D. (Nominal) - 0.555"



Part No.	Stk. Code	Jacket Color	Length
75422A5	32072	Black	500 ft
75422A2	32071	Black	250 ft
75422A1	32070	Black	100 ft
75422AT	32075	Black	50 ft

LIGHT DUTY - 6/14-1/12 GAUGE

Green, Brown, Black, Yellow, Red, Blue, White

- Offers a more direct interchange to many of Tectran's competitors' cables, and replaces 7/14 constructions
- Not recommended for ABS applications
- Cable O.D. (Nominal) - 0.554"



Part No.	Stk. Code	Jacket Color	Length
76412A5	32104	Black	500 ft
76412A2	32103	Black	250 ft
76412A1	32102	Black	100 ft
76412AT	32106	Black	50 ft

6/14 GAUGE

Green, Brown, Black, Yellow, Red, White

- This configuration omits the center blue auxiliary wire
- Cable O.D. (Nominal) - 0.544"



Part No.	Stk. Code	Jacket Color	Length
764A5	32120	Black	500 ft
764A2	32119	Black	250 ft
764A1	32118	Black	100 ft
764AT	32124	Black	50 ft

4/14 GAUGE

Green, Brown, Red, White

- Cable O.D. (Nominal) - 0.420"



Part No.	Stk. Code	Jacket Color	Length
744A5	32046	Black	500 ft
744A2	32045	Black	250 ft
744A1	32044	Black	100 ft
744AT	32050	Black	50 ft



ARTICFLEX CABLE

3/14 GAUGE

Red, Black, White

- Cable O.D. (Nominal) - 0.380"



Part No.	Stk. Code	Jacket Color	Length
734A5	32018	Black	500 ft
734A2	32017	Black	250 ft
734A1	32016	Black	100 ft
734AT	32021	Black	50 ft

2/14 GAUGE

Black, White

- Cable O.D. (Nominal) - 0.360"



Part No.	Stk. Code	Jacket Color	Length
724AM	32013	Black	1000 ft
724A5	32011	Black	500 ft
724A2	32010	Black	250 ft
724A1	32009	Black	100 ft
724AT	32015	Black	50 ft



ABS DUTY, STANDARD DUTY, AND MEDIUM DUTY ARTICFLEX CABLE IS USED TO MANUFACTURE TECTRAN'S STRAIGHT CABLE ASSEMBLIES.
See page 36 for finished products

V-LINE CABLE

- Flexible in temperatures as low as -40°F (-40°C)
- Green, Brown, Black, Yellow, Red, Blue, White

V-LINE ABS CABLE

4/12-2/10-1/8 GAUGE

- Approved for ABS system power requirements on single and multiple trailer configurations
- Meets performance requirements of SAE J2394



Part No.	Stk. Code	Jacket Color	Length
742208V5	32192	Light Green	500 ft
742208V2	32191	Light Green	250 ft
742208V1	32190	Light Green	100 ft
742208VT	32193	Light Green	50 ft

V-LINE STANDARD DUTY CABLE

6/12-1/10 GAUGE

- Recommended for single-trailer configurations using standard lighting
- Not recommended for ABS applications



Part No.	Stk. Code	Jacket Color	Length
76210V5	32188	Black	500 ft
76210V2	32187	Black	250 ft
76210V1	32186	Black	100 ft
76210VT	32189	Black	50 ft

V-LINE LIGHT DUTY CABLE

6/14-1/12 GAUGE

- Replaces 7/14 constructions
- Not recommended for ABS applications



Part No.	Stk. Code	Jacket Color	Length
76412V5	32184	Black	500 ft
76412V2	32183	Black	250 ft
76412V1	32182	Black	100 ft
76412VT	32185	Black	50 ft

EXTENSION CABLE

- Oil resistant outer jacket
- Oil resistant insulation
- Weather resistant for outdoor use
- -40°F to 194°F (-40°C to 90°C)

SOOW

- Rated to 600 volts
- 250 ft lengths



Part No.	Stk. Code	Gauge/ No. Conductors	Conductor Seq.
72-3100	33191	10/3	Black, White, Green
72-3120	33192	12/3	Black, White, Green
72-3140	33193	14/3	Black, White, Green
72-3160	33194	16/3	Black, White, Green

SJOOW

- Rated to 300 volts
- 250 ft lengths



Part No.	Stk. Code	Gauge/ No. Conductors	Conductor Seq.
71-3120	33072	12/3	Black, White, Green
71-2140	33046	14/2	Black, White
71-3140	33073	14/3	Black, White, Green
71-3160	33076	16/3	Black, White, Green
74-2160	33223	16/2	Black, White

EXTENSION CORDS

- 3 prong
- 15 amp/120 volt
- 12/3 gauge
- SJTW Cable
- Lighted ends
- Suitable for outdoor use



Part No.	Stk. Code	Description
71-9425	73192	Extension cord - 25 ft
71-9450	73193	Extension cord - 50 ft

EXTENSION CORD PLUG & SOCKET



Socket - 3 Prong
Part No. 71-3F
Stk. Code 38160



Plug - 3 Prong
Part No. 71-3M
Stk. Code 38161

DROP LIGHT

Part No. 71-9550
Stk. Code 73208

- 75 watt maximum
- 50 ft cord
- 110 volt
- SJTW cable
- Metal cage






PARALLEL WIRE

BONDED PARALLEL WIRE

- Commonly used for wiring small trailers
- 19 strands per conductor
- GPT type
- SAE J1128 compliant



Part No.	Stk. Code	Conductors X Gauge	Length	Color Sequence	Nominal O.D.
7-416F1	33219	4 x 16	100 ft	Green, Yellow, Brown, White	.104" x .416"
7-416FL	33221	4 x 16	1000 ft	Green, Yellow, Brown, White	.104" x .416"
7-314F1	33198	3 x 14	100 ft	Green, Yellow, Brown	.119" x .357"
7-414F1	33211	4 x 14	100 ft	Green, Yellow, Brown, White	.119" x .476"
7-414FL	33213	4 x 14	1000 ft	Green, Yellow, Brown, White	.119" x .476"
7-412F1	33208	4 x 12	100 ft	Green, Yellow, Brown, White	.145" x .580"

JACKETED PARALLEL WIRE

- 19 strands per conductor
- Conductors laid parallel with a gray high performance outside PVC jacket
- Clean stripping for easy use
- SAE J1128 compliant



Part No.	Stk. Code	Length	Conductors X Gauge	Color Sequence	Nominal O.D.
7-216	33188	100 ft	2 x 16	Black, White	.169" x .274"
7-316	33201	100 ft	3 x 16	Black, Green, Red	.170" x .380"
7-214	33183	100 ft	2 x 14	Black, White	.183" x .303"
7-314	33195	100 ft	3 x 14	Black, Green, Red	.183" x .415"
7-416	33217	100 ft	4 x 16	Black, Green, Red, White	.185" x .525"
7-414	33209	100 ft	4 x 14	Black, Green, Red, White	.200" x .550"
7-212	33180	100 ft	2 x 12	Black, White	.225" x .365"
7-210	33231	100 ft	2 x 10	Black, White	.257" x .434"
7-210	33231	100 ft	2 x 10	Black, White	.257" x .434"

MECHANICS WIRE

- Annealed, solid strand, steel wire
- Uninsulated with a black finish
- Useful for temporary repair work



Part No.	Stk. Code	Wire Gauge	Roll Weight
87-0005	44006	18	2 lb
87-0006	44007	18	5 lb
87-0003	44004	16	2 lb
87-0004	44005	16	5 lb
87-0001	44002	14	2 lb
87-0002	44003	14	5 lb

PRIMARY WIRE

- SAE J1128 compliant
- Available in 100 ft rolls, 1,000 ft rolls, or Retail Packs
- Last 2 digits of *Retail Pack part number designates length in feet
- -40°F (-40°C) to 176°F (80°C)

- GPT type
- Jacket resists grease, oil, and acid
- Annealed and bunched copper core



Wire Gauge	Color	100 FT ROLLS		1000 FT ROLLS		RETAIL PACKS*	
		Part No.	Stk. Code	Part No.	Stk. Code	Part No	Stk. Code
18	Black	718-01	33153	-	-	-	-
	Blue	718-02	33154	-	-	-	-
	Brown	718-03	33155	718M-03	33175	-	-
	Green	718-04	33156	718M-04	33176	-	-
	Orange	718-044	33157	718M-044	33177	-	-
	Red	718-05	33158	718M-05	33241	-	-
	White	718-06	33159	718M-06	33178	-	-
	Yellow	718-07	33160	718M-07	33179	-	-
16	Black	716-01	33121	716M-01	33145	716-01-35	33262
	Blue	716-02	33123	716M-02	33146	716-02-35	33263
	Brown	716-03	33124	716M-03	33147	716-03-35	33264
	Green	716-04	33125	716M-04	33148	716-04-35	33265
	Orange	716-044	33126	716M-044	33149	716-04435	33266
	Red	716-05	33127	716M-05	33150	716-05-35	33238
	White	716-06	33128	716M-06	33151	716-06-35	33267
	Yellow	716-07	33129	716M-07	33152	716-07-35	33268
14	Black	714-01	33077	714M-01	33108	714-01-25	33257
	Blue	714-02	33079	714M-02	33109	714-02-25	33258
	Brown	714-03	33080	714M-03	33110	714-03-25	33118
	Green	714-04	33082	714M-04	33111	714-04-25	33229
	Orange	714-044	33083	714M-044	33112	714-04425	33259
	Red	714-05	33086	714M-05	33116	714-05-25	32230
	White	714-06	33088	714M-06	33227	714-06-25	33260
	Yellow	714-07	33090	714M-07	33120	714-07-25	33261
12	Black	712-01	33033	712M-01	33064	712-01-15	33250
	Blue	712-02	33035	712M-02	33065	712-02-15	33251
	Brown	712-03	33037	712M-03	33066	712-03-15	33252
	Green	712-04	33038	712M-04	33067	712-04-15	33253
	Orange	712-044	33039	712M-044	33068	712-04415	33254
	Red	712-05	33041	712M-05	33069	712-05-15	33255
	White	712-06	33043	712M-06	33070	712-06-15	33256
	Yellow	712-07	33045	712M-07	33071	712-07-15	33117
10	Black	710-01	33009	710M-01	33025	710-01-12	33244
	Blue	710-02	33011	710M-02	33026	710-02-12	33245
	Brown	710-03	33012	710M-03	33027	710-03-12	33246
	Green	710-04	33013	710M-04	33028	710-04-12	33247
	Red	710-05	33014	710M-05	33029	710-05-12	33226
	White	710-06	33016	710M-06	33031	710-06-12	33248
	Yellow	710-07	33017	710M-07	33032	710-07-12	33249
8	Black	708-01	33001	708M-01	33007	-	-
	Red	708-05	33002	708M-05	33008	-	-
	White	-	-	708M-06	36462	-	-




WIRE TERMINALS



NON-INSULATED - These are typically the least expensive terminals available and they make it easy to visually inspect the quality of your crimp or solder connection. They can be insulated after installation with heat shrink tubing if necessary.



VINYL INSULATED - These are typically the least expensive insulated terminals available. They offer easy crimp-on installation and the color coded vinyl sleeves provide easy identification along with good resistance against heat and abrasion. The ends of the insulation sleeve can also provide some level of bend relief for the wire.



NYLON INSULATED - These offer the same performance benefits as vinyl insulated terminals but the nylon insulation sleeves on these terminals offer a much higher level of resistance to chemicals like gasoline, diesel, hydraulic fluid, and oil. Nylon is also more flexible so it less prone to cracking or breaking than vinyl. In addition, the color coded sleeves are semi-transparent which allows for visual inspection of the quality of your crimp connection.



HEAT SHRINK - After you crimp these terminals, you can apply heat to shrink the polyolefin insulation sleeve down onto the wire, which provides a number of benefits. It seals moisture out of the connection to prevent corrosion, provides excellent bend relief for the wire, and helps prevent the wire from pulling out of the crimp. The color coded sleeves are semi-transparent as well which allows for visual inspection of the quality of your crimp connection.



SOLDER & SHRINK - Soldering offers a stronger and more reliable connection than crimping, so these terminals greatly reduce the risk of the wire pulling out. The barrel of the terminal is preloaded with flux and solder so simply insert the wire and apply heat. These terminals also reduce or eliminate voltage drop at the connector. The color coded heat shrink sleeves seal moisture out of the connection to prevent corrosion and also provide excellent bend relief for the wire.



CRIMP, SOLDER, & SHRINK - The same as the "Solder & Shrink" connectors listed above, except they are meant to be both crimped and soldered. This process virtually eliminates the risk of the wire pulling out and reduces or eliminates voltage drop at the connector, making them suitable for severe service applications where high levels of vibration and wire strain are likely to be present. The color coded heat shrink sleeves seal moisture out of the connection to prevent corrosion and also provide excellent bend relief for the wire.



COOL SEAL - These unique terminals are meant to be crimped but they also contain an anaerobic sealant that activates when you make your crimp. This seals moisture out of the connection to prevent corrosion and makes them more resistant to wire pull out, without the need for a heat source.

WIRE TERMINALS

RING TERMINALS - NYLON & VINYL



STANDARD PACK						RETAIL PACK		
Wire Gauge	Stud Size	Insulation	Part No.	Stk. Code	Pack Qty	Part No.	Stk. Code	Pack Qty
22-18	#6	Vinyl	TR6	42206	100	-	-	-
	#8	Vinyl	TR8	42208	100	TR8-R	42634	10
	#10	Vinyl	TR10	42199	100	TR10-R	42200	10
	1/4"	Vinyl	TR25	42202	100	TR25-R	42635	10
	5/16"	Vinyl	TR31	42204	100	-	-	-
16-14	#6	Vinyl	TB6	42101	100	TB6-R	42102	10
	#8	Vinyl	TB8	42104	100	TB8-R	42105	10
	#10	Vinyl	TB10	42085	100	TB10-R	42086	10
	1/4"	Vinyl	TB25	42089	100	TB25-R	42090	10
	5/16"	Vinyl	TB31	42093	100	TB31-R	42094	10
	3/8"	Vinyl	TB38	42097	100	TB38-R	42098	10
	#6	Nylon	T78-0012	42030	50	-	-	-
	#10	Nylon	T78-0013	42031	50	T78-0013R	42619	5
	1/4"	Nylon	T78-0014	42032	50	T78-0014R	42620	5
3/8"	Nylon	T78-0015	42033	50	T78-0015R	42621	5	
12-10	#6	Vinyl	TY6	42254	100	TY6-R	42255	10
	#8	Vinyl	TY8	42256	100	TY8-R	42257	10
	#10	Vinyl	TY10	42235	100	TY10-R	42236	10
	1/4"	Vinyl	TY25	42239	100	TY25-R	42240	10
	5/16"	Vinyl	TY31	42243	100	TY31-R	42244	10
	5/8"	Vinyl	TY38	42247	100	TY38-R	42248	10
	1/2"	Vinyl	TY50	42251	100	TY50-R	42252	10
	#10	Nylon	T78-0016	42034	50	T78-0016R	42622	5
	1/4"	Nylon	T78-0017	42035	50	T78-0017R	42623	5
8	#10	Nylon	THR10	42175	50	-	-	-
	1/4"	Nylon	THR25	42177	50	THR25-R	42178	5
	5/16"	Nylon	THR31	42180	50	-	-	-
	3/8"	Nylon	THR38	42181	50	THR38-R	42182	5
	1/2"	Nylon	THR50	42184	50	THR50-R	42185	5
6	1/4"	Nylon	THB25	42166	50	-	-	-
	5/16"	Nylon	THB31	42167	50	-	-	-
	3/8"	Nylon	THB38	42168	50	THB38-R	42170	5
	1/2"	Nylon	THB50	42171	50	-	-	-
4	1/4"	Nylon	THY25	42190	50	-	-	-
	3/8"	Nylon	THY38	42191	50	-	-	-
	1/2"	Nylon	THY50	42192	50	-	-	-



WIRE TERMINALS

RING TERMINALS - HEAT SHRINK



Wire Gauge	Stud Size	Insulation	STANDARD PACK			RETAIL PACK		
			Part No.	Stk. Code	Pack Qty	Part No.	Stk. Code	Pack Qty
22-18	#6	Heat Shrink	TR6-ST	42207	25	-	-	-
	#8	Heat Shrink	TR8-ST	42209	25	-	-	-
	#10	Heat Shrink	TR10-ST	42201	25	-	-	-
	1/4"	Heat Shrink	TR25-ST	42203	25	-	-	-
16-14	#6	Heat Shrink	TB6-ST	42103	25	TB6-ST-R	42626	5
	#8	Heat Shrink	TB8-ST	42106	25	TB8-ST-R	42323	5
	#10	Heat Shrink	TB10-ST	42087	25	TB10-ST-R	42088	5
	1/4"	Heat Shrink	TB25-ST	42091	25	TB25-ST-R	42092	5
	5/16"	Heat Shrink	TB31-ST	42095	25	TB31-ST-R	42096	5
	3/8"	Heat Shrink	TB38-ST	42099	25	TB38-ST-R	42100	5
12-10	#8	Heat Shrink	TY8-ST	42258	25	-	-	-
	#10	Heat Shrink	TY10-ST	42237	25	TY10-ST-R	42238	5
	1/4"	Heat Shrink	TY25-ST	42241	25	TY25-ST-R	42242	5
	5/16"	Heat Shrink	TY31-ST	42245	25	TY31-ST-R	42246	5
	3/8"	Heat Shrink	TY38-ST	42249	25	TY38-ST-R	42250	5
	1/2"	Heat Shrink	TY50-ST	42253	25	-	-	-
8	1/4"	Heat Shrink	THR25-ST	42179	25	-	-	-
	3/8"	Heat Shrink	THR38-ST	42183	25	-	-	-

RING TERMINALS - SOLDER & SHRINK



Wire Gauge	Stud Size	Insulation	STANDARD PACK		
			Part No.	Stk. Code	Pack Qty
16-14	#8	Heat Shrink	TB8S	42319	25
	#10	Heat Shrink	TB10S	42144	25
	1/4"	Heat Shrink	TB25S	42151	25
	3/8"	Heat Shrink	TB38S	42291	25
12-10	#10	Heat Shrink	TY10S	42317	25
	1/4"	Heat Shrink	TY25S	42297	25
	3/8"	Heat Shrink	TY38S	42298	25
	1/2"	Heat Shrink	TY50S	42318	25

WIRE TERMINALS**RING TERMINALS - NON-INSULATED**

STANDARD PACK				
Wire Gauge	Stud Size	Part No.	Stk. Code	Pack Qty
16-14	#10	T1416-10	42015	100
	5/16"	T1416-31	42399	100
12-10	#10	T1012-10	42013	100
	5/16"	T1012-31	42394	100
8	#10	T8-810	35717	10
	1/4"	T8-4	35718	10
	3/5"	T8-6	35719	10
	1/2"	T8-8	35720	10
	8-10	T6-810	35721	10
6	1/4"	T6-4	35722	20
	3/8"	T6-6	35723	10
	1/2"	T6-8	35724	20
2	1/4"	T2-4	35725	10
	3/8"	T2-6	35726	10
	1/2"	T2-8	32757	10

**ADDITIONAL RESOURCES**

Additional information about TECTRAN's Product Line can be found in the Resource Center Library on WWW.TECTRAN.COM



WIRE TERMINALS

BUTT CONNECTORS - NYLON & VINYL

VINYL



NYLON



		STANDARD PACK				RETAIL PACK		
Wire Gauge	Insulation	Part No.	Stk. Code	Pack Qty	Part No.	Stk. Code	Pack Qty	
22-18	Vinyl	TRB	42210	100	TRB-R	42212	15	
	Nylon	T78-0001	42017	50	T78-0001R	42616	5	
16-14	Vinyl	TBB	42107	100	TBB-R	42109	15	
	Nylon	T78-0002	42018	50	T78-0002R	42019	5	
12-10	Vinyl	TYB	42259	100	TYB-R	42261	15	
	Nylon	T78-0003	42020	50	T78-0003R	42021	5	
8	Nylon	THRB	42187	25	THRB-R	42188	5	
6	Nylon	THBB	42173	25	-	-	-	


BUTT CONNECTORS - HEAT SHRINK

• Polyolefin



		STANDARD PACK				RETAIL PACK		
Wire Gauge	Insulation	Part No.	Stk. Code	Pack Qty	Part No.	Stk. Code	Pack Qty	
22-18	Heat Shrink	TRB-ST	42214	25	TRB-ST-R	42215	5	
16-14	Heat Shrink	TBB-ST	42111	25	TBB-ST-R	42112	10	
12-10	Heat Shrink	TYB-ST	42263	25	TYB-ST-R	42264	5	
8	Heat Shrink	THRB-ST	42189	25	-	-	-	

BUTT CONNECTORS - SOLDER & SHRINK



		STANDARD PACK				RETAIL PACK		
Wire Gauge	Insulation	Part No.	Stk. Code	Pack Qty	Part No.	Stk. Code	Pack Qty	
22-18	Heat Shrink	TRBS	42213	25	TRBS-R	42637	5	
16-14	Heat Shrink	TBBS	42110	25	TBBS-R	42627	10	
12-10	Heat Shrink	TYBS	42262	25	TYBS-R	42642	5	

BUTT CONNECTORS - CRIMP, SOLDER, & SHRINK



		STANDARD PACK				RETAIL PACK		
Wire Gauge	Insulation	Part No.	Stk. Code	Pack Qty	Part No.	Stk. Code	Pack Qty	
22-18	Heat Shrink	TRBSC	42296	25	TRBSC-R	42636	5	
16-14	Heat Shrink	TBBSC	42292	25	TBBSC-R	42639	5	
12-10	Heat Shrink	TYBSC	42321	25	TYBSC-R	42638	5	

WIRE TERMINALS

BUTT CONNECTORS - COOL SEAL

NO HEAT NEEDED

1. Strip wires back 1/4"
2. Insert wires into gel
3. Crimp and you are done! Totally seals moisture out of the connection



STANDARD PACK					RETAIL PACK		
Wire Gauge	Insulation	Part No.	Stk. Code	Pack Qty	Part No.	Stk. Code	Pack Qty.
22-18	Cool Seal	TRB-CS	42683	25	TRB-CS-R	42686	5
16-14	Cool Seal	TBB-CS	42684	25	TBB-CS-R	42687	5
12-10	Cool Seal	TYB-CS	42685	25	TYB-CS-R	42688	5

BUTT CONNECTORS - STEP DOWN

- Connect two different size gauge wires in one smooth and reliable connection
- Color coded ends with standard American Wire Gauge colors for easy identification and to avoid errors during installation



STANDARD PACK				
Wire Gauge	Insulation	Part No.	Stk. Code	Pack Qty
22-18 to 16-14	Vinyl	TBSD	42934	10
	Heat Shrink	TBB-SD	42938	10
16-14 to 12-10	Vinyl	TYSD	42935	10
	Heat Shrink	TYB-SD	42879	10
12-10 to 8	Vinyl	TRSD-12	42936	10
	Heat Shrink	TRB-SD	42939	10
8 to 6	Vinyl	TRSD-8	42937	10

BUTT CONNECTORS - NON-INSULATED



STANDARD PACK			
Wire Gauge	Part No.	Stk. Code	Pack Qty
22-18	T1822	42016	100
16-14	T1416	42014	100
12-10	T1012	42012	100
8	T8-N	35732	10
6	T6-N	35733	10
2	T2-N	35734	10



WIRE TERMINALS

SPADE TERMINALS - VINYL



STANDARD PACK						RETAIL PACK		
Wire Gauge	Stud Size	Insulation	Part No.	Stk. Code	Pack Qty	Part No.	Stk. Code	Pack Qty
22-18	#8	Vinyl	TRS8	42229	100	-	-	-
	#10	Vinyl	TRS10	42225	100	TRS10-R	42324	10
16-14	#6	Vinyl	TBS6	42135	100	TBS6-R	42136	10
	#8	Vinyl	TBS8	42138	100	TBS8-R	42139	10
12-10	#10	Vinyl	TBS10	42132	100	TBS10-R	42133	10
	#6	Vinyl	TYS6	42281	100	-	-	-
	#8	Vinyl	TYS8	42282	100	TYS8-R	42283	10
	#10	Vinyl	TYS10	42278	100	TYS10-R	42279	10

SPADE TERMINALS - HEAT SHRINK



STANDARD PACK					
Wire Gauge	Stud Size	Insulation	Part No.	Stk. Code	Pack Qty
22-18	#8	Heat Shrink	TRS8-ST	42230	25
	#10	Heat Shrink	TRS10-ST	42226	25
16-14	#8	Heat Shrink	TBS8-ST	42140	25
	#10	Heat Shrink	TBS10-ST	42134	25
12-10	#8	Heat Shrink	TYS8-ST	42284	25
	#10	Heat Shrink	TYS10-ST	42280	25

SPADE TERMINALS - SOLDER & SHRINK



STANDARD PACK					
Wire Gauge	Stud Size	Insulation	Part No.	Stk. Code	Pack Qty
22-18	#10	Heat Shrink	TRS10S	42314	25
16-14	#10	Heat Shrink	TBS10S	42315	25
12-10	#10	Heat Shrink	TYS10S	42316	25

FLANGED SPADE TERMINALS - VINYL



STANDARD PACK					
Wire Gauge	Stud Size	Insulation	Part No.	Stk. Code	Pack Qty
16-14	#6	Vinyl	TBFS6	42122	100
	#10	Vinyl	TBFS10	42120	100

HOOK TERMINALS - VINYL



STANDARD PACK					
Wire Gauge	Stud Size	Insulation	Part No.	Stk. Code	Pack Qty
16-14	#10	Vinyl	TBH10	42123	100
12-10	#10	Vinyl	TYH10	42322	100

WIRE TERMINALS

QUICK DISCONNECT - NYLON & VINYL

- .250" x .032"



STANDARD PACK						RETAIL PACK		
Wire Gauge	Description	Insulation	Part No.	Stk. Code	Pack Qty	Part No.	Stk. Code	Pack Qty
22-18	Female	Vinyl	TRF	42216	100	TRF-R	42218	10
	Male	Vinyl	TRM	42222	100	TRM-R	42224	10
16-14	Female	Vinyl	TBF	42113	100	TBF-R	42119	10
	Male	Vinyl	TBM	42125	100	TBM-R	42131	10
	Female	Nylon	T78-0009	42027	50	T78-0009R	42618	5
	Male	Nylon	T78-0008	42026	50	T78-0008R	42617	5
	Female - Insulated	Nylon	TBFI	42126	100	TBFI-R	42127	10
	Male - Insulated	Nylon	TBMI	42114	100	TBMI-R	42115	10
12-10	Female	Vinyl	TYF	42265	100	TYF-R	42270	10
	Male	Vinyl	TYM	42273	100	TYM-R	42277	10
	Female	Nylon	T78-0011	42029	50	-	-	-
	Male	Nylon	T78-0010	42028	50	-	-	-
	Female - Insulated	Nylon	TYFI	42268	100	TYFI-R	42267	10
	Male - Insulated	Nylon	TYMI	42274	100	TYMI-R	42276	10

QUICK DISCONNECT - HEAT SHRINK

- .250" x .032"



STANDARD PACK						RETAIL PACK		
Wire Gauge	Description	Insulation	Part No.	Stk. Code	Pack Qty	Part No.	Stk. Code	Pack Qty
22-18	Female - Insulated	Heat Shrink	TRFI-ST	42217	25	-	-	-
	Male - Insulated	Heat Shrink	TRMI-ST	42223	25	-	-	-
16-14	Female - Insulated	Heat Shrink	TBFI-ST	42116	25	TBFI-ST-R	42117	5
	Male - Insulated	Heat Shrink	TBMI-ST	42128	25	TBMI-ST-R	42129	5
12-10	Female - Insulated	Heat Shrink	TYFI-ST	42266	25	-	-	-
	Male - Insulated	Heat Shrink	TYMI-ST	42275	25	-	-	-

QUICK DISCONNECT - SOLDER & SHRINK

- .250" x .032"



STANDARD PACK						RETAIL PACK		
Wire Gauge	Description	Insulation	Part No.	Stk. Code	Pack Qty	Part No.	Stk. Code	Pack Qty
16-14	Female	Heat Shrink	TBFS	42293	25	TBFS-R	42640	5
	Male	Heat Shrink	TBMS	42320	25	TBMS-R	42641	5



WIRE TERMINALS

PIGGYBACK QUICK CONNECTORS - NYLON & VINYL

• .250"



STANDARD PACK					
Wire Gauge	Insulation	Part No.	Stk. Code	Pack Qty	
22-18	Vinyl	TRFFPB	42606	50	
	Nylon	T78-0168	42609	50	
16-14	Vinyl	TBFFPB	42607	50	
	Nylon	T78-0169	42610	50	
12-10	Vinyl	TYFFPB	42608	50	

PIGGYBACK QUICK CONNECTORS - HEAT SHRINK

• .250"



STANDARD PACK					
Wire Gauge	Insulation	Part No.	Stk. Code	Pack Qty	
22-18	Heat Shrink	TRPB-ST	42611	50	
16-14	Heat Shrink	TBPB-ST	42612	50	
12-10	Heat Shrink	TYPB-ST	42613	50	

BULLET CONNECTORS - NYLON & VINYL



STANDARD PACK							RETAIL PACK		
Wire Gauge	Desc.	Insulation	Dia.	Part No.	Stk. Code	Pack Qty	Part No.	Stk. Code	Pack Qty
22-18	Male	Vinyl	.156"	TRSP156	42231	100	-	-	-
	Female	Vinyl	.156"	TBSP156	42141	100	TBSP156-R	42142	10
16-14	Female	Vinyl	.156"	TBSR156	42147	100	TBSR156-R	42149	10
	Male	Nylon	.156"	T78-0005	42023	50	-	-	-
	Female	Nylon	.156"	T78-0004	42022	50	T78-0004R	42306	5
	Male	Vinyl	.180"	TBSP180	42145	100	TBSP180-R	42146	10
	Female	Vinyl	.180"	TBSR180	42152	100	-	-	-
	Male	Nylon	.180"	T78-0007	42025	50	-	-	-
	Female	Nylon	.180"	T78-0006	42024	50	-	-	-

BULLET CONNECTORS- HEAT SHRINK



STANDARD PACK							RETAIL PACK		
Wire Gauge	Desc.	Insulation	Dia.	Part No.	Stk. Code	Pack Qty	Part No.	Stk. Code	Pack Qty
16-14	Male	Heat Shrink	.156"	TBSP156ST	42143	25	TBSP56STR	42628	5
	Female	Heat Shrink	.156"	TBSR156ST	42150	25	TBSR56STR	42629	5

WIRE TERMINALS

X UNION - VINYL



STANDARD PACK					RETAIL PACK		
Wire Gauge	Insulation	Part No.	Stk. Code	Pack Qty	Part No.	Stk. Code	Pack Qty
16-14	Vinyl	TBX	42155	25	TBX-R	42156	2

X UNION - HEAT SHRINK



STANDARD PACK				
Wire Gauge	Insulation	Part No.	Stk. Code	Pack Qty
16-14	Heat Shrink	TBX-ST	42157	25

Y UNIONS - VINYL



STANDARD PACK					RETAIL PACK		
Wire Gauge	Insulation	Part No.	Stk. Code	Pack Qty	Part No.	Stk. Code	Pack Qty
16-14	Vinyl	TBY	42158	25	TBY-R	42159	2
12-10	Vinyl	TYY	42288	25	-	-	-

Y UNIONS - HEAT SHRINK



STANDARD PACK				
Wire Gauge	Insulation	Part No.	Stk. Code	Pack Qty
16-14	Heat Shrink	TBY-ST	42160	25

WIRE END CAPS

STANDARD PACK				RETAIL PACK		
Wire Gauge	Part No.	Stk. Code	Pack Qty	Part No.	Stk. Code	Pack Qty
16-14	TEC14	42162	100	TEC14-R	42632	5
12-10	TEC12	42161	100	TEC12-R	42631	5



QUICK LOCK CONNECTORS

STANDARD PACK				RETAIL PACK		
Wire Gauge	Part No.	Stk. Code	Pack Qty	Part No.	Stk. Code	Pack Qty
22-18	TRTAP	42900	25	-	-	-
16-14	TBTAP	42294	25	TBTAP-R	42630	5



INSTANT CONNECTORS

STANDARD PACK				RETAIL PACK		
Wire Gauge	Part No.	Stk. Code	Pack Qty	Part No.	Stk. Code	Pack Qty
18-16	M3	42010	25	M3-R	42011	4
18-14	M3WR*	42946	25	-	-	-



*Weather resistant (pre-loaded with dielectric grease)



JUNCTION BOXES

7-WAY

- Includes 5 self-sealing cable entry ports - Grommet I.D. .785"
- Heavy-wall design
- Dual labyrinth type seal for maximum weather-proofing
- Color-coded circuit labeling strip included
- Maximum dimensions 8" L x 4" W x 2.62" T
- Mounting hole I.D.: 0.035"
- Mounting center to center: 7.376"



Part No. 667-7040
Stk. Code 38013



Part No. 667-70520
Stk. Code 38500



Part No. 667-7080
Stk. Code 38502



Part No. 667-7090
Stk. Code 38177

Part No.	Stk. Code	Color	Circuit Breakers/Strip
667-7040	38013	Black	7 stud terminal strip - #10-32 studs
667-7050	38498	Black	w/o circuit breakers - Mounting strip Part No. 667709015
667-70515	38499	Black	15 amp - Part No. 660-15, Qty 6
667-70520	38500	Black	20 amp - Part No. 660-20 , Qty 6
667-70530	38501	Black	30 amp - Part No. 660-30, Qty 6
667-7090	38177	Translucent	7 stud terminal strip - #10-32 studs
667-7080	38502	Translucent	w/o circuit breakers - Mounting strip Part No. 667709015
667-70815	38503	Translucent	15 amp - Part No. 660-15, Qty 6
667-70820	38504	Translucent	20 amp - Part No. 660-20, Qty 6
667-70830	38505	Translucent	30 amp - Part No. 660-30, Qty 6


14-WAY

- Designed to meet the needs of ABS & Auxiliary wiring where seven terminals are not enough
- Made of high impact grade black plastic
- Grommets - 5 open, 5 closed
- Complete with (2) strain relief brackets, studs, nuts, and washers



Part No. 667-1440
Stk. Code 38012

CIRCUIT BREAKER MOUNTING STRIP



Part No. 667709015
Stk. Code 42730

- Holds 6 of type 660-xx series circuit breakers
- Circuit breakers not included

STRAIN RELIEF CLAMP

Part No. 670-7208
Stk. Code 38445



TERMINAL STRIPS

STUD TYPE JUNCTION BLOCK

- Nuts and washers are not included



Part No. 665-1A
Stk. Code 42728



Part No. 665-1
Stk. Code 42727


Part No.	Stk. Code	Description	Stud Size	Stud Length
665-1A	42728	Flat Mount	3/8-16	15/16"
665-1	42727	Feed Through Mount	1/4-20	5/8"

MULTI-STUD TERMINAL STRIPS

- Base is made of rugged ABS plastic
- Steel studs
- Nuts and washers are not included except for Part No. 665-3



Part No. 665-3
Stk. Code 42341



Part No.	Stk. Code	Studs	Description	Stud Size	Stud Length	Center Spacing
665-3	42341	3	2 1/2" Mounting Center	#10-32	1/2"	5/8"
665-4	42002	4	3 3/4" Mounting Center	#10-24	1/2"	3/4"
665-6	42004	6	5 1/4" Mounting Center	#10-24	1/2"	3/4"
665-8	42006	8	6 3/4" Mounting Center	#10-24	1/2"	3/4"
665-10	42325	10	8 1/4" Mounting Center	#10-24	1/2"	3/4"

TERMINAL STRIP - SOLID BRASS STUDS



Part No. 665-6A
Stk. Code 42005

- Base is made of rugged ABS plastic
- 6 brass studs
- #10-32 thread with dog point lead in
- 5/8" Center spacing
- Temperature rating 150 °C
- Stud length 5/8"
- Nuts and washers are not included



CIRCUIT BREAKERS

TYPE 1 - AUTO RESET

- 12 volt
- In the event of an over-current condition, the breaker will cycle between the ON and OFF positions until the over-current is corrected



SAE SNAP-IN TYPE



BRACKET - PLASTIC



BRACKET - METAL

Amperage	Part No.	Stk. Code	Part No.	Stk. Code	Part No.	Stk. Code
10	660-10	41031	661-10	41052	661-10M	41055
15	660-15	41033	661-15	41056	661-15M	41059
20	660-20	41036	661-20	41061	661-20M	41064
25	660-25	41040	661-25	41066	661-25M	41069
30	660-30	41042	661-30	41070	661-30M	41073
40	660-40	41045	661-40	41077	661-40M	41080
50	660-50	41048	661-50	41083	661-50M	41086

TYPE 2 - MODIFIED RESET

- 12 volts
- In the event of an over-current condition, the breaker will remain OFF until power is removed from the breaker.



- ATO/ATC footprint plug in breaker
- Terminals snap off in incremental lengths to accommodate different applications

Amperage	Part No.	Stk. Code
10	664-10	41099
15	664-15	41100
20	664-20	41101
25	664-25	41103
30	664-30	41104



- Fuse clip type

Amperage	Part No.	Stk. Code
15	663-15	41094
40	663-40	41098

SURFACE MOUNT

- Can be cycled manually to disconnect power
- Operating temperature: -25°F (-32°C) to 160°F (82°C)
- Waterproof
- Complies with SAE J1625



Part No. 559-150MS
Stk. Code 41029

Amperage	Part No.	Stk. Code
50	558-50	41425
60	558-60	41027
80	558-80	41236
100	558-100	41339
120	558-120	41340
150	559-150MS	41029

BATTERY & STARTER CABLE

SGT CABLE

- Suitable for connecting a battery to a starter, switch, ground, or to other batteries
- Full gauge, stranded, annealed, bunched copper core
- PVC jacket provides high temperature resistance and abrasion resistance
- Rated -58°F (-50°C) to 221°F (105°C)
- Meets SAE J1127
- Not for use as marine grade cable or as welding cable



Gauge	Length	Nominal O.D.	Stranding (count/gauge)	BLACK CABLE		RED CABLE	
				Part No.	Stk. Code	Part No.	Stk. Code
6	100 ft	.300"	48/22.5	706A1-1	34311	706A5-1	34317
	25 ft	.300"	48/22.5	706A1-Q	34316	706A5-Q	34321
4	100 ft	.360"	70/22.5	704A1-1	34292	704A5-1	34299
	25 ft	.360"	70/22.5	704A1-Q	34297	704A5-Q	34303
2	100 ft	.410"	64/20	702A1-1	34246	702A5-1	34253
	25 ft	.410"	64/20	702A1-Q	34251	702A5-Q	34256
1	100 ft	.490"	133/22	701A1-1	34217	701A5-1	35613
	25 ft	.490"	133/22	701A1-Q	34212	701A5-Q	34432
1/0	100 ft	.550"	210/23	701/0A1-1	34196	701/0A5-1	34203
	25 ft	.550"	210/23	701/0A1-Q	34200	701/0A5-Q	34206
2/0	100 ft	.605"	133/20	702/0A1-1	34223	702/0A5-1	34230
	25 ft	.605"	133/20	702/0A1-Q	34228	702/0A5-Q	34234
3/0	100 ft	.695"	259/22	703/0A1-1	34266	703/0A5-1	34268
	25 ft	.695"	259/22	703/0A1-Q	34262	703/0A5-Q	34270
4/0	100 ft	.706"	2052/30	704/0A1-1	34279	704/0A5-1	34285
	25 ft	.706"	2052/30	704/0A1-Q	34282	704/0A5-Q	35300

Gauge	Length	Nominal O.D.	Stranding (count/gauge)	CLEAR JACKET CABLE	
				Part No.	Stk. Code
2/0	100 ft	.605"	133/20	702/0A9-1	34457
	25 ft	.605"	133/20	702/0A9-Q	34428



PREMIUM SGR CABLE

Premium SGR cable is jacketed with a thermoplastic elastomer

- Offers greater oil resistance



Gauge	Nominal O.D.	25 FEET		50 FEET		100 FEET		250 FEET		500 FEET	
		Part No.	Stk. Code	Part No.	Stk. Code	Part No.	Stk. Code	Part No.	Stk. Code	Part No.	Stk. Code
4	0.350"	704-Q	34304	704-T	34305	704-1	34289	704-2	34290	704-5	34291
2	0.468"	702-Q	34258	702-T	34259	702-1	34244	-	-	702-5	34245
1	0.470"	701-Q	34218	701-T	34219	701-1	34211	-	-	-	-
1/0	0.515"	701/0-Q	34208	701/0-T	34209	701/0-1	34195	-	-	-	-
2/0	0.576"	702/0-Q	34237	702/0-T	34238	702/0-1	34222	-	-	-	-
3/0	0.650"	703/0-Q	34271	703/0-T	34272	703/0-1	34261	-	-	-	-
4/0	0.715"	704/0-Q	34286	704/0-T	34287	704/0-1	34278	-	-	-	-



BATTERY & STARTER CABLE

ARTICFLEX 2 WIRE CABLE

- Designed for lift-gate circuits, tarping systems, and other applications with high current draw
- Specially formulated polymer jacket resists chemical breakdown and is more abrasion resistant than most commonly used insulation materials
- Stranded and bunched copper wire conductors
- High strand count for superior flexibility
- Remains flexible in extremely cold conditions
- Temperature range: -85°F (-65°C) to 149°F (65°C)



Gauge	Length	Part No.	Stk. Code
4	100 ft	7204A-1	32003
	25 ft	7204A-Q	32006
6	100 ft	7206A-1	32163
	25 ft	7206A-Q	32164

BATTERY TERMINAL SOLDER SLUGS



Gauge	Part No.	Stk. Code
4	5039-4	34191
2	5039-2	34189
1	5039-1	34187
1/0	5039-1/0	34188
2/0	5039-2/0	34190
3/0	5039-3/0	34455
4/0	5039-4/0	34456

SOLDER FLUX

Part No. 5042
Stk. Code 34192

- 2 oz. bottle



WELDING CABLE

- High grade annealed copper wire conductor
- High strand count for superior flexibility
- EPDM Jacket
- Rated to 600V
- Temperature range: -40°F (-40°C) to 221°F (105°C)



Gauge	Length	Part No.	Stk. Code
4	25 ft	704W-Q	34309
1/0	25 ft	701/0W-Q	34210
2/0	25 ft	702/0W-Q	34242

BOOSTER CABLES



Part No.	Stk. Code	Description
7BC202	37379	Booster Cable - 20 ft - 2 ga. - Hard Carrying Case
7BC204	37380	Booster Cable - 20 ft - 4 ga. - Carrying Pouch

PARROT CLAMPS

Part No. 510-500
Stk. Code 35561



Part No. 510B-500
Stk. Code 35562



Part No. 510R-500
Stk. Code 35563



Part No.	Stk. Code	Description
510-500	35561	Parrot Clamp Set - 500 amp (1-Black & 1-Red Clamp)
510-800	35712	Parrot Clamp Set - 800 amp (1-Black & 1-Red Clamp)
510B-500	35562	Black Parrot Clamp - 500 amp
510R-500	35563	Red Parrot Clamp - 500 amp



ADDITIONAL RESOURCES

Additional information about TECTRAN's Product Line can be found in the Resource Center Library on www.TECTRAN.COM



BATTERY CABLE ASSEMBLIES

TOP POST TO SOLENOID



Part No.	Stk. Code	Gauge	Length
C4LX12	34379	4	12"
C4LX15	34380	4	15"
C4LX24	34382	4	24"
C4LX30	34383	4	30"
C4LX42	35513	4	42"
C4LX48	35514	4	48"
C1LX9	34341	4	9"
C1LX12	34330	4	12"
C1LX16	34331	1	16"
C1LX19	34332	1	19"
C1LX22	34333	1	22"
C1LX25	34334	1	25"
C1LX30	34335	1	30"
C1LX37	34338	1	37"
C1LX48	34339	1	48"
C1LX65	34340	1	65"

TOP STUD TO TOP STUD - PREMIUM

- Heavy Duty Truck battery cable w/ anti-rotational lugs
- Tin plated lugs for corrosion resistance
- Joints protected by heavy wall shrink tube



Part No.	Stk. Code	Gauge	Color	Length
C2/OTSX8	34372	2/0	Black	8"
C2/OTSX8R	35550	2/0	Red	8"
C2/OTSX12	34369	2/0	Black	12"
C2/OTSX15	34370	2/0	Black	15"
C2/OTS15R	35551	2/0	Red	15"
C2/OTSX18	34371	2/0	Black	18"

SWITCH TO STARTER



TOP POST TO TOP POST - STRAIGHT TERMINALS



Part No.	Stk. Code	Gauge	Length
C1BBX10	34327	1	10"
C1BBX12	34328	1	12"
C2/0BBX10	34354	2/0	10"
C2/0BBX12	34355	2/0	12"

TOP POST TO TOP POST - FLAG TERMINALS



Part No.	Stk. Code	Gauge	Length
C2/0FBX8	34358	2/0	8"
C2/0FBX12	34357	2/0	12"
C2/0FBX14	34431	2/0	14"
C2/0FBX18	35426	2/0	18"
C2/0FBX24	35427	2/0	24"

Part No.	Stk. Code	Gauge	Color	Length
C4SSX12R	34387	4	Red	12"
C4SSX15R	34389	4	Red	15"
C4SSX24R	34391	4	Red	24"
C4SSX36R	35621	4	Red	36"
C2SSX18	34410	2	Black	18"
C1SSX7	34353	1	Black	7"
C1SSX10	34343	1	Black	10"
C1SSX12	34345	1	Black	12"
C1SSX15	34347	1	Black	15"
C1SSX18	34349	1	Black	18"
C1SSX24	34351	1	Black	24"
C2/0SSX8	34366	2/0	Black	8"
C2/0SSX8R	34367	2/0	Red	8"
C2/0SSX10	34359	2/0	Black	10"
C2/0SSX12	34361	2/0	Black	12"
C2/0SSX14	34363	2/0	Black	14"
C2/0SSX15	34365	2/0	Black	15"

BATTERY CABLE ASSEMBLIES

BATTERY TO BATTERY - CLEAR

- Clear jacket allows for easy inspection for corrosion



Part No.	Stk. Code	Gauge	Length
C2/OCTX8	35624	2/0	8"
C2/OCTX9	34430	2/0	9"
C2/OCTX12	34429	2/0	12"
C2/OCTX15	34454	2/0	15"
C2/OCTX17	35713	2/0	17"


GROUND STRAP



Part No.	Stk. Code	Gauge	Length
C4GSX9	35504	4	9"
C4GSX12	34375	4	12"
C4GSX13	35505	4	13"
C4GSX18	34376	4	18"
C4GSX24	34377	4	24"

3 LUG BATTERY JUMPER CABLES

- Anti-rotational lugs
- Tin plated lugs for corrosion resistance
- Joints protected by heavy wall shrink tube



Part No.	Stk. Code	Gauge	Color	Length
C2/OC3X17	35623	2/0	Clear	17"
C2/OT3X17	35579	2/0	Red	17"
C2/OS3X17	35578	2/0	Black	17"

4 LUG BATTERY JUMPER CABLES

- Anti-rotational lugs
- Tin plated lugs for corrosion resistance
- Joints protected by heavy wall shrink tube



Part No.	Stk. Code	Gauge	Color	Length
C2/OC4X26	35690	2/0	Clear	26"
C2/OT4X26	35692	2/0	Red	26"
C2/OS4X26	35691	2/0	Black	26"



FLARED COPPER LUGS

- Lugs are made of 99.9% pure copper
- Cable size is stamped on the tongue for easy identification
- May be crimped or soldered
- Available with tin plating for corrosion protection
- Flared and chamfered barrel for easy wire insertion
- Seamless pad
- UL Listed/CSA Certified

COPPER LUGS



Gauge	Part No.	Stk. Code	Stud Size
8	5012-84	34579	1/4"
	5012-85	34580	5/16"
	5012-86	34581	3/8"
	5012-88	34582	1/2"
6	5012-64	34056	1/4"
	5012-65	34577	5/16"
	5012-66	34058	3/8"
	5012-68	34061	1/2"
4	5012-44	34045	1/4"
	5012-45	34048	5/16"
	5012-46	34050	3/8"
	5012-48	34053	1/2"
2	5012-24	34575	1/4"
	5012-25	34031	5/16"
	5012-26	34032	3/8"
	5012-28	34034	1/2"
1	5012-14	34572	1/4"
	5012-15	34021	5/16"
	5012-16	34022	3/8"
	5012-18	34025	1/2"
1/0	5012-1/04	35547	1/4"
	5012-1/05	34570	5/16"
	5012-1/06	34015	3/8"
	5012-1/08	34018	1/2"
2/0	5012-2/04	35548	1/4"
	5012-2/05	34574	5/16"
	5012-2/06	34026	3/8"
	5012-2/08	34029	1/2"
3/0	5012-3/05	34035	5/16"
	5012-3/06	34036	3/8"
	5012-3/08	34039	1/2"
4/0	5012-4/05	35549	5/16"
	5012-4/06	34041	3/8"
	5012-4/08	34044	1/2"

TIN PLATED COPPER LUGS




Gauge	Part No.	Stk. Code	Stud Size
8	5012T-86	34711	3/8"
4	5012T-44	34449	1/4"
	5012T-46	34450	3/8"
2	5012T-26	34452	3/8"
	5012T-28	34453	1/2"
1/0	5012T1/06	34092	3/8"
	5012T1/08	34094	1/2"
2/0	5012T2/06	34096	3/8"
	5012T2/08	34098	1/2"
3/0	5012T3/06	34100	3/8"
	5012T3/08	34102	1/2"
4/0	5012T4/06	34104	3/8"
	5012T4/08	34106	1/2"

TINNED COPPER LUGS

BUTT CONNECTORS

- Tin-plated for maximum corrosion protection
- Flared at both ends for ease of cable insertion
- Available in Heavy Wall & Extra Heavy Wall



Gauge	Color	HEAVY WALL		EXTRA HEAVY WALL	
		Part No.	Stk. Code	Part No.	Stk. Code
6	Gray	T6	34409	-	-
4	Gray	T4	34404	5017-4	34159
2	Gray	T2	34399	-	-
1	Pink	T1	34397	5017-1	34154
1/0	Black	T1/0	34398	5017-1/0	34155
2/0	Orange	T2/0	34400	5017-2/0	34157
3/0	Purple	T3/0	34403	5017-3/0	34158
4/0	Yellow	T4/0	34405	5017-4/0	34160

TINNED COPPER LUGS

- For Group 31 top stud batteries
- Tin plated for corrosion protection
- Color-coded

HEAVY DUTY LUGS

- 99.9% copper construction



Gauge	Part No.	Stk. Code	Color	Stud Size
4	5012H-46	34091	Grey	3/8"
	5012H-48	34093	Grey	1/2"
2	5012H-26	34079	Pink	3/8"
	5012H-28	34080	Pink	1/2"
1/0	5012H1/06	34067	Black	3/8"
	5012H1/08	34069	Black	1/2"
2/0	5012H2/06	34072	Orange	3/8"
	5012H2/08	34074	Orange	1/2"
3/0	5012H3/06	34081	Purple	3/8"
	5012H3/08	34083	Purple	1/2"
4/0	5012H4/06	34086	Yellow	3/8"
	5012H4/08	34088	Yellow	1/2"

DOUBLE LUGS

- Indents allow for stacking
- 99.9% copper construction



Gauge	Part No.	Stk. Code	Color	Stud Size
1/0	5012D-1/0	34448	Black	3/8"
2/0	5012D-2/0	34417	Orange	3/8"
3/0	5012D-3/0	34418	Purple	3/8"

CAST TERMINAL DOUBLE SPLICE STUD MOUNT

- 93% copper construction



Gauge	Part No.	Stk. Code	Color	Stud Size
1/0	5018-1/0	34161	Black	3/8"
2/0	5018-2/0	34163	Orange	3/8"
3/0	5018-3/0	34164	Purple	3/8"
4/0	5018-4/0	34165	Yellow	3/8"

HEAVY DUTY ANTI-ROTATIONAL LUGS

- Indents allow for stacking
- 99.9% copper construction



Gauge	Part No.	Stk. Code	Color	Stud Size
4	5012F-4	34420	Grey	3/8"
2	5012F-2	34419	Pink	3/8"
1/0	5012F-1/0	34062	Black	3/8"
2/0	5012F-2/0	34063	Orange	3/8"
3/0	5012F-3/0	34065	Purple	3/8"
4/0	5012F-4/0	34066	Yellow	3/8"

CAST TERMINAL STUD MOUNT

- 93% copper construction



Gauge	Part No.	Stk. Code	Color	Stud Size
4	5019-4	34171	Gray	3/8"
2	5019-1	34166	Pink	3/8"
1/0	5019-1/0	34167	Black	3/8"
2/0	5019-2/0	34169	Orange	3/8"
3/0	5019-3/0	34170	Purple	3/8"

BATTERY CONNECTORS

- Gray housing & contacts included
- Self mating
- Silver plated copper contacts



Gauge	Part No.	Stk. Code	Amp Rating	I.D. Contact
12-10	5007-2	41382	50	0.136"
6	5007-1	41381	50	0.221"
1-2	5007-5	41386	175	0.340"
1/0	5007-3	41383	175	0.437"
2/0	5007-4	41385	350	0.484"



TOP POST BATTERY TERMINALS - CRIMPABLE

- Cast terminals
- Tin plated for corrosion protection
- Each terminal is fully identified in raised characters with cable size and polarity
- 93% copper construction

STRAIGHT CLAMP



Gauge	Color	Positive Part No.	Stk. Code	Negative Part No.	Stk. Code
4	Grey	5013-4U	34126	Universal	
2	Pink	5013-1P	34113	5013-1N	34112
1/0	Black	5013-1/0P	34110	5013-1/0N	34108
2/0	Orange	5013-2/0P	34117	5013-2/0N	34115
3/0	Purple	5013-3/0P	34121	5013-3/0N	34119
4/0	Yellow	5013-4/0P	34124	5013-4/0N	34123

FLAG CLAMP



Gauge	Color	Positive Part No.	Stk. Code	Negative Part No.	Stk. Code
1/0	Black	5014-1/0P	34129	5014-1/0N	34127
2/0	Orange	5014-2/0P	34133	5014-2/0N	34131
3/0	Purple	5014-3/0P	34135	5014-3/0N	34134
4/0	Yellow	5014-4/0P	34137	5014-4/0N	34136

LEFT ELBOW



Gauge	Color	Positive Part No.	Stk. Code	Negative Part No.	Stk. Code
1/0	Black	5015-1/0P	34139	5015-1/0N	34138
2/0	Orange	5015-2/0P	34141	5015-2/0N	34140
3/0	Purple	5015-3/0P	34143	5015-3/0N	34142
4/0	Yellow	5015-4/0P	34145	5015-4/0N	34144

RIGHT ELBOW



Gauge	Color	Positive Part No.	Stk. Code	Negative Part No.	Stk. Code
1/0	Black	5016-1/0P	34147	5016-1/0N	34146
2/0	Orange	5016-2/0P	34149	5016-2/0N	34148
3/0	Purple	5016-3/0P	34151	5016-3/0N	34150
4/0	Yellow	5016-4/0P	34153	5016-4/0N	34152

TOP POST BATTERY TERMINALS - FUSION® SOLDER CONNECTORS

- Fusion connectors come ready-to-use with solder and flux pre-loaded in the barrel
- Cast copper construction is tin plated for added corrosion resistance
- Up to 70% stronger connection than crimped terminals
- RoHS compliant

STRAIGHT CLAMP



Gauge	Positive		Negative	
	Part No.	Stk. Code	Part No.	Stk. Code
6-4	5013S-46P	34734	5013S-46N	34733
2-1	5013S-12P	34726	5013S-12N	34725
1/0	5013S-1/P	34724	5013S-1/N	34723
2/0	5013S-2/P	34728	5013S-2/N	34727
3/0	5013S-3/P	34730	5013S-3/N	34729
4/0	5013S-4/P	34732	5013S-4/N	34731

FLAG CLAMP



Gauge	Positive		Negative	
	Part No.	Stk. Code	Part No.	Stk. Code
2-1	5014S-12P	34746	5014S-12N	34745
1/0	5014S-1/P	34744	5014S-1/N	34743
2/0	5014S-2/P	34748	5014S-2/N	34747
3/0	5014S-3/P	34750	5014S-3/N	34749
4/0	5014S-4/P	34752	5014S-4/N	34751

LEFT ELBOW



Gauge	Positive		Negative	
	Part No.	Stk. Code	Part No.	Stk. Code
2-1	5015S-12P	34762	5015S-12N	34761
1/0	5015S-1/P	34760	5015S-1/N	34759
2/0	5015S-2/P	34764	5015S-2/N	34763
3/0	5015S-3/P	34766	5015S-3/N	34765
4/0	5015S-4/P	34768	5015S-4/N	34767

RIGHT ELBOW



Gauge	Positive		Negative	
	Part No.	Stk. Code	Part No.	Stk. Code
2-1	5016S-12P	34778	5016S-12N	34777
1/0	5016S-1/P	34776	5016S-1/N	34775
2/0	5016S-2/P	34780	5016S-2/N	34779
3/0	5016S-3/P	34782	5016S-3/N	34781
4/0	5016S-4/P	34784	5016S-4/N	34783

LUG



Gauge	3/8" Stud		1/2" Stud	
	Part No.	Stk. Code	Part No.	Stk. Code
6-4	5012HS466	34655	5012HS468	34656
2-1	5012HS126	34647	5012HS128	34648
1/0	5012HS1/6	34645	5012HS1/8	34646
2/0	5012HS2/6	34649	5012HS2/8	34650
3/0	5012HS3/6	34651	5012HS3/8	34652
4/0	5012HS4/6	34653	5012HS4/8	34654

"Fusion" is a registered trade name of the Quick Cable Corporation



BATTERY HARDWARE

STRAIGHT TOP POST - SOLDER TYPE

- Lead plated brass

Gauge	Universal Part No.	Stk. Code
2-1	5013J-2U	34443



Gauge	Positive Part No.	Stk. Code	Negative Part No.	Stk. Code
1/0	5013J1/0P	34424	5013J1/0N	34425
2/0-3/0	5013J2/0P	34447	5013J2/0N	34446

RING TERMINALS - BRAZED SEAM NON-INSULATED



Gauge	Stud Size	Part No.	Stk. Code
4	1/4"	5012B-44	34415
	3/8"	5012B-46	34416
	1/2"	5012B-48	34433
2	3/8"	5012B-26	34434
	1/2"	5012B-28	34435
1/0	3/8"	5012B1/06	34436
	1/2"	5012B1/08	34437
2/0	3/8"	5012B2/06	34438
	1/2"	5012B2/08	34439
3/0	3/8"	5012B3/06	34440
	1/2"	5012B3/08	34441

REMOTE BATTERY TERMINALS

Jumper terminals designed to provide remote mounting for battery connections, inside or outside of the vehicle

- Easily installed
- The positive terminal can be used individually or in conjunction with the negative terminal
- Rubber caps, solid brass studs, brass hex nuts, and brass lock washers
- Dimension for grooved contact post: 13/16" (20.63mm) dia. - 1 1/8" (28.77mm) long



Part No. 5051
Stk. Code 38231



Part No. 5052
Stk. Code 38232

TERMINAL CONVERTERS

Part No. 5023
Stk. Code 34183

- Universal Style



Part No. 5024NP
Stk. Code 34186



- Set
- 1 = Positive Post
- 1 = Negative Post

CHARGING CLIPS



Part No.	Stk. Code	Description
510-10	34411	10 amp Charging Clip
510-25	34412	25 amp Charging Clip
510-50	34413	50 amp Charging Clip

TESTING CLIPS



Part No.	Stk. Code	Description
510-05	34414	5 amp Testing Clip

BATTERY HARDWARE

SIDE MOUNT BOLTS



Part No. 5021
Stk. Code 34176

- Steel, zinc-plated



Part No. 5021L
Stk. Code 34178

- Steel, zinc-plated, long terminal with screw

STUD NUTS

Group 31 Batteries

Part No. 5019-S
Stk. Code 34173

- Stainless steel
- Universal polarity



ACCESSORIES



Part No. 5011
Stk. Code 34001

- Universal clamp-type, cast lead, suitable for 6 ga. to 2/0 ga. cable
- No crimping equipment required



Part No. 5011HD
Stk. Code 34010

- Universal clamp-type, heavy-duty, suitable for 1 ga. to 4/0 ga cable
- No crimping equipment required



Part No. 5011BM
Stk. Code 34006

- 5/16" stud-marine terminal - brass



Part No. 5011LM
Stk. Code 34012

- 5/16" stud-marine terminal - lead



Part No. 5011B
Stk. Code 34005

- Replacement bolt and nut for 5011 series clamp type terminals



Part No. 5022
Stk. Code 34180

- Universal side terminal - with Attachment Bolt **Part No.** 5022B



Part No. 5022B
Stk. Code 34181

- Replacement Bolt for Universal side terminal **Part No.** 5022

TERMINAL BRUSH

Part No. 5032
Stk. Code 51016

- Removes corrosion and dirt from battery and cable terminals
- External brush cleans cable terminals
- Internal brush cleans terminal posts



DIELECTRIC GREASE

Dielectric Grease is a non-melting, waterproof surface barrier designed to seal out moisture and protect metal surfaces and electrical connections under the most demanding conditions. Our advanced formulation provides maximum protection against corrosion on metal parts.

- Inhibits rust & corrosion
- Waterproof
- Wide temperature range
- Resistant to chemicals
- High dielectric strength



Part No.	Stk. Code	Description
500-72	51160	Large Tube - 60 ml.
500-70	51159	Small Tube - 7 gm.
500-70-50	51198	50 - 7 gram tubes in display bucket
500-70-1	51194	100 - 7 gram tubes in display bucket



TERMINAL PROTECTORS

STRAIGHT CLAMP



Gauge	RED		BLACK	
	Part No.	Stk. Code	Part No.	Stk. Code
4	55722R	35073	55722B	35072
2-1	55723R	35075	55723B	35074
1/0-2/0	55724R	35078	55724B	35077

FLAG CLAMP



Gauge	RED		BLACK	
	Part No.	Stk. Code	Part No.	Stk. Code
1/0-2/0	55726R	35082	55726B	35083

HEAVY DUTY STARTER



Gauge	RED		BLACK	
	Part No.	Stk. Code	Part No.	Stk. Code
1/0-2/0	573712/0R	35557	573712/0B	35556

ANGLE LUG



Gauge	RED		BLACK	
	Part No.	Stk. Code	Part No.	Stk. Code
4	55718R	35065	55718B	35064

SIDE TERMINAL COVER



Gauge	RED		BLACK	
	Part No.	Stk. Code	Part No.	Stk. Code
8-1	55711R	35063	55711B	35062

ELBOW TERMINALS



LEFT ELBOW

Gauge	RED		BLACK	
	Part No.	Stk. Code	Part No.	Stk. Code
2-1	55727R	35085	55727B	35084
1/0-3/0	55728R	35087	55728B	35086

RIGHT ELBOW

Gauge	RED		BLACK	
	Part No.	Stk. Code	Part No.	Stk. Code
2-1	55729R	35089	55729B	35088
1/0-3/0	55730R	35091	55730B	35090

HEAT SHRINK TUBING

SHRINK TUBING COMPARISON CHART

Type	Dual Wall, Heavy	Dual Wall	Dual Wall, High Ratio	Single Wall, Thin
Series	SH	ST	SG	SS
MATERIAL	Polyolefin	Polyolefin	Polyolefin	Polyolefin
OUTER WALL	Rigid	Flexible	Semi-Rigid	Flexible
INNER WALL	Adhesive Lined	Adhesive Lined	Adhesive Lined	N/A
RATIO	3:1	3:1	4:1	2:1
MIN. SHRINK TEMP	248 F (120 C)	248 F (120 C)	257 F (125 C)	194 F (90 C)
OPERATING TEMP	-67°F (-55°C) - 230°F (110°C)	-67°F (-55°C) - 230°F (110°C)	-40°F (-40°C) - 257°F (125°C)	-67°F (-55°C) - 194°F (90°C)
ABRASION RESISTANCE	Excellent	Good to Excellent	Good to Excellent	Good
FLUID RESISTANCE	Excellent	Excellent	Excellent	Fair
INSULATION	Excellent	Excellent	Excellent	Good
STRAIN RELIEF	Excellent	Excellent	Excellent	Fair
FLEXIBILITY	Low	Good to Excellent	Fair to Good	Excellent

SHRINK TUBING TOOLS

ELECTRIC HEAT GUN

Part No. 5029
Stk. Code 51014

- 120 volts
- Equipped with fold down stand for hands free operation
- Cool down time not required before shutoff
- Temp. can be set to 750°F or 1100°F



COMPACT HEAT GUN

Part No. 5041
Stk. Code 51021

- Gas fueled heat shrink gun
- Uses replaceable gas lighter
- 1300°F flame-less heat
- 20 minute operating time





HEAT SHRINK TUBING

HEAVY WALL HEAT SHRINK TUBING WITH ADHESIVE SEALANT

- 3:1 Shrink Ratio
- Rigid, heavy wall polyolefin for heavy duty applications
- Lined with dual-purpose adhesive sealant to bond the shrink tubing to the cable jacket and protect against moisture ingress
- Minimum shrink temperature: 248°F (120°C)
- Operating temperature: -67 F (-55°C) to 230°F (110°C)
- Meets UL 486D and is CSA certified for direct burial applications
- Meets MIL Spec. DTL-23053/15 Class 1 requirements for flame retardancy



Wire Range	Color	Length	Expanded I.D.	Recovered I.D.	Recovered Wall Thickness	Part No.	Stk. Code	Pack Size
18-14 ga.	Black	6"	0.300"	0.100"	0.060"	SH05-01-6	45004	6
	Black	12"	0.300"	0.100"	0.060"	SH05-0112	45002	4
	Black	48"	0.300"	0.100"	0.060"	SH05-0148	45003	1
14-6 ga.	Black	6"	0.400"	0.150"	0.070"	SH08-01-6	45009	6
	Black	12"	0.400"	0.150"	0.070"	SH08-0112	45006	4
	Black	48"	0.400"	0.150"	0.070"	SH08-0148	45007	1
	Red	6"	0.400"	0.150"	0.070"	SH08-05-6	45045	6
8-1 ga.	Black	1-1/2"	0.750"	0.220"	0.090"	SH12011.5	45011	6
	Black	6"	0.750"	0.220"	0.090"	SH12-01-6	45017	6
	Black	12"	0.750"	0.220"	0.090"	SH12-0112	45014	4
	Black	48"	0.750"	0.220"	0.090"	SH12-0148	45015	1
	Black/Red	1-1/2"	0.750"	0.220"	0.090"	SH12-0105	45010	2+2
	Red	1-1/2"	0.750"	0.220"	0.090"	SH12051.5	45018	6
	Red	6"	0.750"	0.220"	0.090"	SH12-05-6	45022	6
	Red	12"	0.750"	0.220"	0.090"	SH12-0512	45019	4
2-4/0 ga.	Red	48"	0.750"	0.220"	0.090"	SH12-0548	45020	1
	Black	1-1/2"	1.100"	0.375"	0.120"	SH16011.5	45024	6
	Black	6"	1.100"	0.375"	0.120"	SH16-01-6	45030	6
	Black	12"	1.100"	0.375"	0.120"	SH16-0112	45027	4
	Black	48"	1.100"	0.375"	0.120"	SH16-0148	45028	1
	Black/Red	1-1/2"	1.100"	0.375"	0.120"	SH16-0105	45023	2+2
	Red	1-1/2"	1.100"	0.375"	0.120"	SH16051.5	45031	6
	Red	6"	1.100"	0.375"	0.120"	SH16-05-6	45035	6
	Red	12"	1.100"	0.375"	0.120"	SH16-0512	45032	4
	Red	48"	1.100"	0.375"	0.120"	SH16-0548	45033	1
4/0-400 MCM	Clear	6"	1.100"	0.375"	0.120"	SH16-09-6	45334	6
	Black	48"	1.500"	0.500"	0.160"	SH24-0148	45039	1



HEAVY WALL & DUAL WALL SHRINK TUBING KIT

Part No. CAB22
Stk. Code 99091

- Lightweight kit with assortment of commonly used shrink tubing
- Ideal for mobile repair vehicles or maintenance shops
- Refer to website for complete parts listing

HEAT SHRINK TUBING

DUAL WALL HEAT SHRINK TUBING WITH ADHESIVE SEALANT

- 3:1 Shrink Ratio
- Flexible, dual wall polyolefin for medium duty applications
- Lined with dual-purpose adhesive sealant to bond the shrink tubing to the cable jacket and protect against moisture ingress
- Minimum shrink temperature: 248°F (120°C)
- Operating temperature: -67°F (-55°C) to 230°F (110°C)



Wire Range	Color	Length	Expanded I.D.	Recovered I.D.	Recovered Wall Thickness	Part No.	Stk. Code	Pack Size
30-18 ga.	Black	6"	0.125"	0.040"	0.040"	ST02-01-6	45292	6
	Black	48"	0.125"	0.040"	0.040"	ST02-0148	45290	1
22-18 ga.	Trans. Red	6"	0.187"	0.075"	0.047"	ST02-15-6	45337	6
	Black	6"	0.187"	0.060"	0.040"	ST03-01-6	45298	6
	Black	48"	0.187"	0.060"	0.040"	ST03-0148	45296	1
18-10 ga.	Black	3"	0.250"	0.080"	0.040"	ST04-01-3	45299	6
	Black	6"	0.250"	0.080"	0.040"	ST04-01-6	45303	6
	Black	48"	0.250"	0.080"	0.040"	ST04-0148	45301	1
16-14 ga.	Trans. Blue	6"	0.250"	0.100"	0.047"	ST03-12-6	45338	6
12-10 ga.	Trans. Yellow	6"	0.312"	0.125"	0.050"	ST04-17-6	45339	6
12-6 ga.	Black	3"	0.375"	0.125"	0.060"	ST06-01-3	45304	6
	Black	6"	0.375"	0.125"	0.060"	ST06-01-6	45308	6
	Black	48"	0.375"	0.125"	0.060"	ST06-0148	45306	1
8-4 ga.	Black	3"	0.500"	0.160"	0.070"	ST08-01-3	45311	6
	Black	6"	0.500"	0.160"	0.070"	ST08-01-6	45314	6
	Black	48"	0.500"	0.160"	0.070"	ST08-0148	45312	1
	Red	6"	0.500"	0.160"	0.070"	ST08-05-6	45321	6
	Red	48"	0.500"	0.160"	0.070"	ST08-0548	45319	1
4-2/0 ga.	Black	6"	0.750"	0.250"	0.070"	ST12-01-6	45325	6
	Black	48"	0.750"	0.250"	0.070"	ST12-0148	45323	1
	Red	6"	0.750"	0.250"	0.070"	ST12-05-6	45328	6
	Red	48"	0.750"	0.250"	0.070"	ST12-0548	45326	1
	Black	6"	1.000"	0.320"	0.100"	ST16-01-6	45331	6
	Black	48"	1.000"	0.320"	0.100"	ST16-0148	45329	1
	Red	6"	1.000"	0.320"	0.100"	ST16-05-6	45335	6
	Red	48"	1.000"	0.320"	0.100"	ST16-0548	45333	1

Wire Range	Color	Length	Expanded I.D.	Recovered I.D.	Recovered Wall Thickness	Part No.	Stk. Code	Pack Size
22-18 ga.	Translucent Red	6"	0.187"	0.075"	0.047"	ST02-15-6	45337	6
16-14 ga.	Translucent Blue	6"	0.250"	0.100"	0.047"	ST03-12-6	45338	6
12-10 ga.	Translucent Yellow	6"	0.312"	0.125"	0.050"	ST04-17-6	45339	6



HEAT SHRINK TUBING

THIN WALL HEAT SHRINK TUBING

- 2:1 Shrink Ratio
- Flexible polyolefin material for general purpose applications
- Minimum shrink temperature: 194°F (90°C)
- Operating temperature: -67°F (-55°C) to 194°F (90 °)
- Meets UL 224-VW-1
- Meets MIL Spec. 23053/5C Class 1 & 3



Wire Range	Color	Length	Expanded I.D.	Recovered I.D.	Recovered Wall Thickness	Part No.	Stk. Code	Pack Size
22-18 ga.	Black	500'	0.125"	0.062"	0.020"	SS02-01	45058	1
	Black	6"	0.125"	0.062"	0.020"	SS02-01-6	45061	6
	Red	6"	0.125"	0.062"	0.020"	SS02-05-6	45074	6
16-14 ga.	Black	200'	0.187"	0.093"	0.020"	SS03-01	45089	1
	Black	3"	0.187"	0.093"	0.020"	SS03-01-3	45342	6
	Black	6"	0.187"	0.093"	0.020"	SS03-01-6	45092	6
	Black	48"	0.187"	0.093"	0.020"	SS03-0148	45090	1
	Blue	200'	0.187"	0.093"	0.020"	SS03-02	45095	1
	Blue	6"	0.187"	0.093"	0.020"	SS03-02-6	45099	6
	Blue	48"	0.187"	0.093"	0.020"	SS03-0248	45097	1
	Blue	50'	0.187"	0.093"	0.020"	SS03-02-T	45102	1
	Clear	200'	0.187"	0.093"	0.020"	SS03-09	45116	1
12-10 ga.	Black	200'	0.250"	0.125"	0.025"	SS04-01	45121	1
	Black	6"	0.250"	0.125"	0.025"	SS04-01-6	45125	6
	Black	48"	0.250"	0.125"	0.025"	SS04-0148	45123	1
	Black	50'	0.250"	0.125"	0.025"	SS04-01-T	45128	1
	Blue	48"	0.250"	0.125"	0.025"	SS04-0248	45130	1
	Red	48"	0.250"	0.125"	0.025"	SS04-0548	45135	1
	Yellow	6"	0.250"	0.125"	0.025"	SS04-07-6	45147	6
	Yellow	48"	0.250"	0.125"	0.025"	SS04-0748	45145	1
8-6 ga.	Black	200'	0.375"	0.187"	0.025"	SS06-01	45156	1
	Black	6"	0.375"	0.187"	0.025"	SS06-01-6	45160	6
	Black	48"	0.375"	0.187"	0.025"	SS06-0148	45158	1
	Black	50'	0.375"	0.187"	0.025"	SS06-01-T	45163	1
	Red	6"	0.375"	0.187"	0.025"	SS06-05-6	45173	6
6-4 ga.	Black	200'	0.500"	0.250"	0.025"	SS08-01	45188	1
	Black	6"	0.500"	0.250"	0.025"	SS08-01-6	45192	6
	Black	48"	0.500"	0.250"	0.025"	SS08-0148	45190	1
	Black	50'	0.500"	0.250"	0.025"	SS08-01-T	45195	1
4-2/0 ga.	Black	100'	0.750"	0.375"	0.030"	SS12-01	45220	1
	Black	6"	0.750"	0.375"	0.030"	SS12-01-6	45224	6
	Black	48"	0.750"	0.375"	0.030"	SS12-0148	45222	1
	Red	6"	0.750"	0.375"	0.030"	SS12-05-6	45232	6
	Red	48"	0.750"	0.375"	0.030"	SS12-0548	45230	1
1-4/0 ga.	Yellow	48"	0.750"	0.375"	0.030"	SS12-0748	45239	1
	Black	100'	1.000"	0.500"	0.035"	SS16-01	45246	1
	Black	48"	1.000"	0.500"	0.035"	SS16-0148	45248	1
-	Black	48"	1.500"	0.750"	0.040"	SS24-0148	45272	1

HEAT SHRINK TUBING

HIGH RATIO HEAT SHRINK TUBING WITH ADHESIVE SEALANT

- 4:1 Shrink Ratio
- Flexible polyolefin material
- Lined with dual-purpose adhesive sealant to bond the shrink tubing to the cable jacket and protect against moisture ingress
- High shrink ratio is ideal for bundling multiple wires together or for applications featuring large or oddly shaped electrical connectors
- Minimum shrink temperature: 257 F (125 C)
- Operating temperature: -40 F (-40 C) to 257 F (125 C)
- RoHS compliant



Wire Range	Color	Length	Expanded I.D.	Recovered I.D.	Recovered Wall Thickness	Part No.	Stk. Code	Pack Size
24-10 ga.	Black	48"	0.236"	0.055"	0.053"	SG04-0148	45366	1
	Black	6"	0.236"	0.055"	0.053"	SG04-01-6	45367	6
	Clear	48"	0.236"	0.055"	0.053"	SG04-0948	45368	1
18-8 ga.	Black	48"	0.315"	0.063"	0.069"	SG06-0148	45369	1
	Black	6"	0.315"	0.063"	0.069"	SG06-01-6	45370	6
	Clear	48"	0.315"	0.063"	0.069"	SG06-0948	45371	1
14-2 ga.	Black	48"	0.472"	0.098"	0.079"	SG08-0148	45372	1
	Black	6"	0.472"	0.098"	0.079"	SG08-01-6	45373	6
	Clear	48"	0.472"	0.098"	0.079"	SG08-0948	45374	1
8-2/0 ga.	Black	48"	0.708"	0.146"	0.102"	SG12-0148	45375	1
	Black	6"	0.708"	0.146"	0.102"	SG12-01-6	45376	6
	Clear	48"	0.708"	0.146"	0.102"	SG12-0948	45377	1



THIN WALL HEAT SHRINK TUBING KIT

Part No. CAB21
Stk. Code 99090

- Lightweight kit with assortment of commonly used shrink tubing
- Ideal for mobile repair vehicles or maintenance shops
- Refer to website for complete parts listing



SPLIT LOOM

- Polyethylene - oil and gas resistant
- Wire covering can be accomplished quickly as the wire can be installed through the slit without the need to fish wires
- Excellent abrasion resistance
- Rated to -40°F to 200°F



Inside Diameter	Length	Part No.	Stk. Code
1/4"	3200 ft	804S	27036
	100 ft	804S-1	27037
	50 ft	804S-T	27041
3/8"	1900 ft	806S	27047
	100 ft	806S-1	27048
	50 ft	806S-T	27052
1/2"	1100 ft	808S	27058
	100 ft	808S-1	27059
	50 ft	808S-T	27062
5/8"	800 ft	810S	27067
	100 ft	810S-1	27068
	50 ft	810S-T	27071
3/4"	550 ft	812S	27075
	100 ft	812S-1	27076
	50 ft	812S-T	27080
1"	300 ft	816S	27084
	100 ft	816S-1	27085
	50 ft	816S-T	27089
1 1/4"	250 ft	820S	27092
	100 ft	820S-1	27093
	50 ft	820S-T	27099
1 1/2"	150 ft	824S	27100
	100 ft	824S-1	27101
	50 ft	824S-T	27104
2"	100 ft	832S	27105
	50 ft	832S-T	27108


SPLIT LOOM TOOL INSTRUCTIONS

1. INSERT WIRES INTO OPEN BARREL OF TOOL
2. HOLD TOOL IN ONE HAND AND FEED LOOM ONTO TOOL

ROTATE WHITE SLEEVE TO CLOSE BARREL



2. HOLD TOOL IN ONE HAND AND FEED LOOM ONTO TOOL



3. ADVANCE LOOM OVER TOOL AND OVER THE WIRES



4. USING THE WHITE TABS, PULL THE WIRES THROUGH THE TOOL WHILE SUPPORTING THE LOOM WITH YOUR OTHER HAND



SPLIT LOOM INSTALLATION TOOL

- Speeds up installation of split loom over long wire bundles



Part No.	Stk. Code	Description
5108	51148	For Split Loom - 1/4" - 7/16"
5115	51149	For Split Loom - 1/2" - 5/8"
5120	51150	For Split Loom - 3/4" - 7/8"
5125	51151	or Split Loom - 1" - 1 1/4"

FIBER LOOM**NON-METALLIC FLEXIBLE CONDUIT**

- Woven from high grade yarns and fibers
- Oil and fuel resistant
- Max temperature of 356°F (108°C)



Inside Diameter	Length	Part No.	Stk. Code
3/16"	2500 ft	803	27029
	500 ft	803-5	27031
	100 ft	803-1	27030
	50 ft	803-T	27032
1/4"	2500 ft	804	27033
	500 ft	804-5	27035
	100 ft	804-1	27034
	50 ft	804-T	27042
5/16"	2000 ft	805	27154
	500 ft	805-5	27043
	100 ft	805-1	27155
	50 ft	805-T	27156
3/8"	1000 ft	806	27044
	500 ft	806-5	27046
	100 ft	806-1	27045
	50 ft	806-T	27053
1/2"	1000 ft	808	27056
	100 ft	808-1	27057
5/8"	500 ft	810	27065
	100 ft	810-1	27066
	50 ft	810-T	27072
3/4"	500 ft	812	27073
	100 ft	812-1	27074
	50 ft	812-T	27081
1"	250 ft	816	27082
	100 ft	816-1	27083
	50 ft	816-T	27090
1 1/4"	150 ft	820	27091



SPIRAL WRAP

- Use on jumper lines, slider hoses, hydraulic hoses, ABS lines, etc.
- Can be used to protect a single line or to bundle multiple lines
- 1 1/4" I.D. ideal for bundling (2) 3/8" I.D. rubber air brake hoses and (1) 7-way cable
- Protects against abrasion, cutting, and chafing
- Prevents tangling and snagging
- Extends the life of new or existing connection lines
- Excellent memory - Remains flexible to -40°F
- UV Resistant
- Beveled edges on sizes from 3/4" and up



BLACK SPIRAL WRAP

Inside Diameter	Length	Part No.	Stk. Code	Applicaton
1/4"	165 ft	804SPR	27039	Wire bundling
	25 ft	804SPR-Q	27040	
3/8"	165 ft	806SPR	27050	Wire bundling
	25 ft	806SPR-Q	27051	
1/2"	66 ft	808SPR	27060	Wire and/or tube bundling
	16 ft	808SPR-16	27335	
3/4"	66 ft	812SPR	27078	Wire, cable, tube and/or hose bundling
	16 ft	812SPR-16	27079	
1"	66 ft	816SPR	27087	For (2) 3/8" OR (2) 1/2" I.D. rubber air brake hoses
	16 ft	816SPR-16	27088	
1 1/4"	100 ft	820SPR-1	27445	For (2) 3/8" I.D. rubber air brake hoses and (1) 7-way cable
	66 ft	820SPR	27094	
	50 ft	820SPR-T	27098	
	25 ft	820SPR-Q	27443	
1 1/2"	66 ft	824SPR	27102	Multiple air brake hoses and/or cables, hydraulic hoses
	16 ft	824SPR-16	27103	
2"	66 ft	832SPR	27106	Multiple air brake hoses and/or cables, hydraulic hoses
	16 ft	832SPR-16	27107	
2 1/2"	66 ft	840SPR	27109	Multiple air brake hoses and/or cables, hydraulic hoses
	16 ft	840SPR-16	27159	
3"	66 ft	848SPR	27118	Multiple air brake hoses and/or cables, hydraulic hoses
	16 ft	848SPR-16	27160	
3 1/2"	66 ft	856SPR	27126	Multiple air brake hoses and/or cables, hydraulic hoses
	16 ft	856SPR-16	27161	

COLOR-CODED SPIRAL WRAP

- Color coordinate connection systems to match tractor/trailer or company branding
- Color-code specialty or unique equipment connections
- Can be used to protect a single line or to bundle multiple lines
- 1 1/4" I.D. ideal for bundling (2) 3/8" I.D. rubber air brake hoses and (1) 7-way cable



I.D.	Length	Part No.	Stk. Code	Color
1 1/4"	25 ft	820SPRB-Q	27452	Blue
	50 ft	820SPRB-T	27453	
	100 ft	820SPRB-1	27454	
1 1/4"	25 ft	820SPRR-Q	27449	Red
	50 ft	820SPRR-T	27450	
	100 ft	820SPRR-1	27451	
1 1/4"	25 ft	820SPRY-Q	27446	Yellow
	50 ft	820SPRY-T	27447	
	100 ft	820SPRY-1	27448	

PRO-TEC KITS

PRO-TEC Kits conveniently package everything you need to help protect and prolong the life of your straight air lines and electrical cables. Available in 3 levels of protection.



Select your PRO-TEC KIT based on your connection line length

Pre-cut spiral wrap lengths are determined based on your current connection line lengths and allow the lines to spread at the tractor and trailer connection points



STANDARD PRO-TEC KIT

- Pre-cut 1 1/4" ID heavy duty spiral wrap with spoon cut ends
- Neatly bundles (2) 3/8" I.D. rubber air brake hose and (1) 7-way cable



Part No.	Stk. Code	Wrap	Connection Line Length
82OSPR-12	27432	8 ft - Black	12 ft
82OSPR-15	27435	11 ft - Black	15 ft
82OSPRR12	27455	8 ft - Red	12 ft
82OSPRR15	27456	11 ft - Red	15 ft
82OSPRA12	27457	8 ft - Blue	12 ft
82OSPRA15	27458	11 ft - Blue	15 ft
82OSPRY12	27459	8 ft - Yellow	12 ft
82OSPRY15	27460	11 ft - Yellow	15 ft

PLUS PRO-TEC KIT

- Pre-cut 1 1/4" ID heavy duty spiral wrap with spoon cut ends
 - » Neatly bundles (2) 3/8" I.D. rubber air brake hose and (1) 7-way cable
- AirPower Line **TEC-CLAMP™**
 - » Easy installation - No tools needed
 - » Heavy duty body design - high performance in the most extreme environments



Part No.	Stk. Code	Wrap	Connection Line Length
PT12BC	27461	8 ft - Black	12 ft
PT15BC	27462	11 ft - Black	15 ft
PT12RC	27463	8 ft - Red	12 ft
PT15RC	27464	11 ft - Red	15 ft
PT12AC	27465	8 ft - Blue	12 ft
PT15AC	27466	11 ft - Blue	15 ft
PT12YC	27467	8 ft - Yellow	12 ft
PT15YC	27468	11 ft - Yellow	15 ft

PREMIUM PRO-TEC KIT

- Pre-cut 1 1/4" ID heavy duty spiral wrap with spoon cut ends
 - » Neatly bundles (2) 3/8" I.D. rubber air brake hose and (1) 7-way cable
- AirPower Line **TEC-CLAMP™**
 - » Easy installation - No tools needed
 - » Heavy duty body design - high performance in the most extreme environments
- Double Tender Kit
 - » Large snap clip
 - » Heavy duty springs with protective sleeves
 - » Yoke



Part No.	Stk. Code	Wrap	Connection Line Length
PT12BTC	27469	8 ft - Black	12 ft
PT15BTC	27470	11 ft - Black	15 ft
PT12RTC	27471	8 ft - Red	12 ft
PT15RTC	27472	11 ft - Red	15 ft
PT12ATC	27473	8 ft - Blue	12 ft
PT15ATC	27474	11 ft - Blue	15 ft
PT12YTC	27475	8 ft - Yellow	12 ft
PT15YTC	27476	11 ft - Yellow	15 ft



GROMMETS

NYLON BUSHING GROMMETS

- Snaps into place
- Protects wire, cable, and tubing from sharp edges
- Will lock into material with thickness between 1/32" to 1/8" thick



Part No.	Stk. Code	Drill Hole Dia.	I.D.
965-13	42307	1/2"	25/64"
965-14	42308	3/4"	39/64"
965-15	42309	1"	49/64"
965-16	42310	1 1/4"	15/16"
965-17	42305	1 1/2"	1 1/8"
965-18	42311	1 3/4"	1 3/8"
965-19	42312	2"	1 41/64"

NEOPRENE GROMMETS



Part No.	Stk. Code	Drill Hole Dia.	I.D.	Groove Width
960-3	42313	5/16"	3/16"	1/16"
960-5	42301	7/16"	5/16"	3/32"
960-7	42302	5/8"	3/8"	1/16"
960-9	42304	13/16"	9/16"	1/4"
960-8	42303	7/8"	1/2"	1/16"
960-10	42299	7/8"	5/8"	3/16"
960-11	42878	31/32"	1/8"	1/8"
960-12	42300	1 1/16"	3/4"	1/4"

DIELECTRIC PRODUCTS

PENDILUBE

Pendilube is a unique corrosion-preventative dielectric lubricant in a spray format. Formulated to protect electrical components, it has a wide range of applications and can be used to replace many of the less versatile materials on the market.

- **PENETRATES** seized surfaces
- **DIELECTRIC** non-conductive formula will fight corrosion without creating shorts in electrical connections
- **LUBRICATES** surfaces, reducing friction
- Prevents Corrosion
- Provides Anti-Seize protection
- Extreme Pressure Lubricant continues to penetrate where others wipe away



Part No.	Stk. Code	Description
500-55	51153	14 oz. Spray Can
500-12-25	51196	Bucket of 25 trial size bottles

DIELECTRIC GREASE

Dielectric grease seals out moisture and protects metal surfaces and electrical connections under the most demanding conditions. Our advanced formulation provides maximum protection against corrosion on metal parts.

- Inhibits rust & corrosion
- Waterproof
- Wide temperature range
- Resistant to chemicals
- High dielectric strength



Part No.	Stk. Code	Description
500-72	51160	Large Tube - 60 ml.
500-70	51159	Small Tube - 7 gram
500-70-50	51198	50 - 7 gram tubes in display bucket
500-70-1	51194	100 - 7 gram tubes in display bucket

PUSH-PULL SWITCHES



Part No. 19-1000
Stk. Code 40001



Part No. 19-1001
Stk. Code 40002



Part No. 19-1005
Stk. Code 40006

Part No.	Stk. Code	AMPS	VDC	Function	Terminals	Stem Dia.	Knob
19-1000	40001	75	12	2 Position OFF-ON	2	15/32"	Chrome
19-1001	40002	20	12	3 Position - OFF-ON-ON	4	7/16"	Plastic
19-1002	40003	15	12	3 Position - OFF-ON-ON	4	7/16"	Plastic
19-1003	40004	15	12	2 Position OFF-ON	2	7/16"	Plastic
19-1005	40006	15	12	3 Position - OFF-ON-ON	5	7/16"	Plastic
19-1474	40663	10	12	2 Position OFF-ON	2	1/2"	Chrome

SPLIT SHIFT SWITCH



Part No. 19-1455
Stk. Code 40100



Part No. 19-1456
Stk. Code 40101

Part No.	Stk. Code	Description	Stem			
			Terminals	Length	Diameter	Knob
19-1455	40100	2 Position - OFF-ON	2-blade	19/32"	19/32"	Plastic
19-1456	40101	Mating Connector for 19-1455	-	-	-	-

MASTER DISCONNECT SWITCHES

- For 6-36 VDC electrical systems
- Mounting Stem diameters - 3/4"



Face Plate OFF-ON
Part No. 19-1045P
Stk. Code 40033



Lockout Lever Kit
Part No. 19-0024
Stk. Code 40176



Part No. 19-1553
Stk. Code 40710



Part No. 19-1045
Stk. Code 40031

Part No.	Stk. Code	Function	Cont. AMPS	Terminals	Stem Dia.
19-1044	40340	S.P.S.T. - Lever Heavy Duty	300 amp Cont. 2000 amp Int.	(2) 1/2" studs	3/4"
19-1045	40031	S.P.S.T. - Lever	190 amp	(2) 3/8" studs	3/4"
19-1046	40034	D.P.S.T - Lever	180 amp (lg) 20 amp (sm)	(2) 3/8" studs (2) #10 studs	3/4"
19-1553	40710	S.P.S.T - Keys	180 amp	(2) 3/8" studs	3/4"
19-1554	40711	D.P.S.T - Lever	180 amp (lg) 20 amp (sm)	(2) 3/8" studs (2) #10 studs	3/4"



TOGGLE SWITCHES

S.P.S.T - SINGLE POLE-SINGLE THROW



Part No. 19-1020
Stk. Code 40008



Part No. 19-1022
Stk. Code 40012



Part No. 19-1028
Stk. Code 40025



Part No. 19-5021*
Stk. Code 40932

Part No.	Stk. Code	AMPS @ 12 volts	Function	Terminals	Knob	
					Length	Style
19-1401	40598	10	ON-OFF	(2) 6" Leads	11/16"	Chrome
19-1022	40012	10	ON-OFF	2 Screw	11/16"	Chrome
19-1028	40025	20	ON-OFF	2 Screw	11/16"	Chrome
19-1402Q	40081	20	ON-OFF	2 Blade	11/16"	Chrome
19-1404	40084	20	ON-Momentary OFF	2 Screw	1 1/2"	Chrome
19-1406Q	40601	20	ON-OFF	2 Blade	11/16"	Black
19-1460	40102	20	ON-OFF	4 Screw	11/16"	Lighted
19-1460Q	40103	20	ON-OFF	4 Blade	11/16"	Lighted
19-1031	40028	20	Momentary ON-OFF	2 Screw	11/16"	Chrome
19-1402L	40079	20	ON-OFF	2 Screw	1 1/2"	Chrome
19-0059*	40212	25	OFF-Momentary ON	(2) 16 ga. Leads	11/16"	Nickel
19-5021*	40932	25	ON-OFF	(2) 8" Leads	11/16"	Nickel
19-1414	40088	30	ON-OFF	2 Blade	1"	Chrome
19-1417	40090	30	ON-OFF	2 Blade	1"	Black
19-1020	40008	50	ON-OFF	2 Screw	1"	Nickel

*Note: Vinyl Coated, Water Resistant

S.P.D.T - SINGLE POLE-DOUBLE THROW



Part No. 19-1023
Stk. Code 40017



Part No. 19-1029
Stk. Code 40026



Part No. 19-5009*
Stk. Code 40920

Part No.	Stk. Code	AMPS @ 12 volts	Function	Terminals	Knob	
					Length	Style
19-1023	40017	20	ON-ON	3 Screw	11/16"	Chrome
19-1461	40104	20	Mom. ON-OFF-Mom. ON	3 Screw	11/16"	Chrome
19-1024	40018	20	ON-OFF-ON	3 Screw	11/16"	Chrome
19-1024Q	40019	20	ON-OFF-ON	3 Blade	11/16"	Chrome
19-1409	40605	20	ON-OFF-Mom. ON	3 Screw	11/16"	Chrome
19-1461L	40105	25	Mom. ON-OFF-Mom. ON	3 Screw	1 1/2"	Nickel
19-5009*	40920	25	Mom. ON-OFF-Mom. ON	(3) 8" leads	11/16"	Nickel
19-0046	40199	30	Mom. ON-OFF-Mom. ON	3 Screw	1 1/8"	Chrome
19-1418	40091	50	ON-ON	3 Screw	1"	Chrome
19-1420	40093	50	ON-OFF-ON	3 Screw	1"	Chrome
19-1421	40094	50	ON-OFF-ON	3 Screw	1"	Black
19-1422	40095	50	Mom. ON-OFF-Mom. ON	3 Screw	1"	Black
19-1423	40096	50	Mom. ON-OFF-Mom. ON	3 Screw	1 1/2"	Chrome
19-1029	40026	50	Mom. ON-OFF-Mom. ON	3 Screw	1"	Chrome

*Note: PVC Coated, Water Resistant

TOGGLE SWITCHES

D.P.S.T - DOUBLE POLE-SINGLE THROW



Part No. 19-1025
Stk. Code 40020

Part No.	Stk. Code	AMPS @ 12 volts	Function	Terminals	Knob	
					Length	Style
19-1025	40020	10	ON-OFF	4 Screw	11/16"	Chrome
19-1025Q	40021	20	ON-OFF	4 Blade	11/16"	Chrome
19-1437	40631	25	ON-Mom. OFF	4 Blade	1"	Black

D.P.D.T - DOUBLE POLE-DOUBLE THROW



Part No. 19-1026
Stk. Code 40022



Part No. 19-1403
Stk. Code 40082

Part No.	Stk. Code	AMPS @ 12 volts	Function	Terminals	Knob	
					Length	Style
19-1021	40010	10	Mom.ON-OFF-Mom. ON	6 Screw	11/16"	Chrome
19-1026	40022	20	ON-ON	6 Screw	11/16"	Chrome
19-1026Q	40140	20	ON-ON	6 Blade	11/16"	Chrome
19-1027	40023	20	ON-OFF-ON	6 Screw	11/16"	Chrome
19-1027Q	40024	20	ON-OFF-ON	6 Blade	11/16"	Chrome
19-1021LQ	40332	20	Mom.ON-OFF-Mom. ON	6 Blade	1 1/2"	Chrome
19-1021Q	40011	20	Mom.ON-OFF-Mom. ON	6 Blade	11/16"	Chrome
19-1403	40082	20	Mom. ON-OFF-ON	6 Screw	11/16"	Chrome
19-1403Q	40083	20	Mom. ON-OFF-ON	6 Blade	11/16"	Chrome
19-1410Q*	40607	20	Mom. ON-OFF-Mom. ON	4 Blade	11/16"	Chrome
19-1411*	40608	20	ON-ON - Reversing	6 Screw	11/16"	Chrome
19-1411Q*	40143	20	ON-ON - Reversing	6 Blade	11/16"	Chrome
19-1412LQ	40086	20	ON-OFF-ON	6 Blade	1 1/2"	Chrome
19-1432Q	40099	25	ON-OFF-ON	6 Blade	1"	Black

*Note: Reversing

TOGGLE SWITCH ACCESSORIES



Part No. 19-10222
Stk. Code 40014



Part No. 19-10223
Stk. Code 40015



Part No. 19-1022B
Stk. Code 40016



Part No. 19-10191
Stk. Code 40975



Part No. 19-10195
Stk. Code 40976



Part No. 19-0154
Stk. Code 40276

Part No.	Stk. Code	Description
19-10222	40014	ON-OFF Face Plate
19-10223	40015	Toggle Boot - Handle protrudes from boot
19-1022B	40016	Protective Boot
19-0154	40296	Toggle Handle Extension - Yellow - Extend Handle to 1 7/8"
19-10191	40975	Toggle switch protector - works with 11/16" toggle - Black
19-10195	40976	Toggle switch protector - works with 11/16" toggle - Red



ROCKER SWITCHES

WEATHER RESISTANT ILLUMINATED ROCKER SWITCHES



Part No. 19-1504
Stk. Code 40111



Part No. 19-0110
Stk. Code 40111



Part No. 19-0137
Stk. Code 40279



Part No. 19-1513
Stk. Code 40680

Part No.	Stk. Code	Amps	Volts	Function	Terminals	Pilot Light Current	Pilot Light Description
19-1504	40111	25	12VDC	S.P.S.T. (ON-OFF)	3 Screw	Dependent	Small, Red (x1)
19-0110	40252	25	12VDC	S.P.S.T. (ON-OFF)	3 Blade	Dependent	Large, Red (x1)
19-0105	40247	25	12VDC	S.P.S.T. (ON-OFF)	3 Blade	Independent	Large, Red (X1)
19-1513	40680	25	12VDC	S.P.D.T. (ON-OFF-ON)	4 Blade	Dependent	Small, Red (x2)
19-0137	40279	25	12VDC	S.P.D.T. (ON-OFF-ON)	4 Blade	Dependent	Large, Red (x1) Amber (x1)
19-0112	40254	25	12VDC	S.P.S.T. (ON-OFF)	3 Blade	Dependent	Large, Green (x1)
19-0106	40248	25	12VDC	S.P.S.T. (ON-OFF)	3 Blade	Independent	Large, Green (x1)
19-0109	40251	25	12VDC	S.P.S.T. (ON-OFF)	3 Blade	Dependent	Large, Amber (x1)
19-0108	40250	25	12VDC	S.P.S.T. (ON-OFF)	3 Blade	Independent	Large, Amber (x1)
19-0111	40253	25	12VDC	S.P.S.T. (ON-OFF)	3 Blade	Dependent	Large, White (x1)

WEATHER RESISTANT ROCKER SWITCHES



Part No. 19-1511
Stk. Code 40679

Part No.	Stk. Code	Amps	Volts	Function	Terminals	Bezel Color	Actuator Color
19-1543	41739	25	12VDC	S.P.S.T. (ON-OFF)	2 Blade	Black	Black
19-1544	41740	25	12VDC	S.P.S.T. (ON-OFF)	2 Screw	Black	Black
19-1503	40675	25	12VDC	S.P.S.T. (MOM ON-OFF)	2 Blade	Black	Black
19-1511	40679	25	12VDC	S.P.D.T. (ON-OFF-ON)	3 Blade	Black	Black
19-1512	40115	25	12VDC	S.P.D.T. (MOM ON-OFF-MOM ON)	3 Blade	Black	Black
19-1526	40689	25	12VDC	D.P.S.T. (ON-OFF)	4 Blade	Black	Black

ROCKER SWITCH MOUNTING ACCESSORIES



Part No. 19-0164
Stk. Code 41666



Part No. 19-0156
Stk. Code 40298



Part No. 19-0157
Stk. Code 40299



Part No. 19-0158
Stk. Code 40300

Part No.	Stk. Code	Color	Description	Use With
19-0164	41666	Black	Bezel for Individual Rocker Mount	-
19-0156	40298	Black	End Bezel for Multiple Rocker Mount	19-0157 (at least 1)
19-0157	40299	Black	Middle Bezel for Multiple Rocker Mount	19-0156 (x2)
19-0158	40300	Black	Hole Plug for Multiple Rocker Mount	Optional for 19-0156 & 19-0157
19-0159	40301	Black	Bracket Mounting Kit for Bezels	Optional for 19-0156 & 19-0157

CONTROL SWITCHES

RECESSED HOUSING TOGGLE SWITCH

Part No. 19-1030
Stk. Code 40027

- Switch & Housing
- S.P.S.T (ON-OFF)
- 10 Amps at 12VDC
- 2 Blade Terminals
- Fits in 2" dia. panel hole
- Requires 1.75" minimum depth
- Prevents accidental activation of switch



Part No. 19-0055
Stk. Code 40208
 Replacement housing only

REVERSING ROTARY SWITCHES

- 3 Position- Lever Actuated
- 4 Screw Terminals
- 1/2"-20 Mounting stem thread
- Plated Steel Case
- Useful for controlling motors such as in the control of winches, tarping systems, plows, etc.
- Spring return to OFF position




Part No. 19-1250
Stk. Code 40481



Part No. 19-1079
Stk. Code 40357

Part No.	Stk. Code	Amps	Volts	Function
19-1250	40481	15	12 VDC	MOM. ON-OFF-MOM. ON
19-1079	40357	50	12 VDC	MOM. ON-OFF-MOM. ON



ADDITIONAL RESOURCES

Additional information about TECTRAN's Product Line can be found in the Resource Center Library on www.TECTRAN.COM



MOMENTARY PUSH SWITCHES

- Normally off



Part No. 19-1040
Stk. Code 40029



Part No. 19-1141
Stk. Code 40395



Part No. 19-1041
Stk. Code 40030

Part No.	Stk. Code	AMPS/Volts	Terminals	Stem	
				Length	Diameter
19-0182	40323	35 amps at 12 volts	2 Screw	21/32"	5/8"
19-1040	40029	60 amps at 12 volts	2 Screw	5/8"	5/8"
19-1140	40061	60 amps at 12 volts	2 Screw	21/32"	5/8"
19-1141	40395	60 amps at 12 volts	2 Screw	5/8"	5/8"
19-1041	40030	16 amps at 12 volts	2 Screw	3/4"	5/8"
19-0181	40322	10 amps at 12 volts	3 Screw	21/32"	5/8"

PRECISION BALL SWITCHES

- Normally open
- Thread: 9/16-18, 7/8" Hex



Part No. 19-1058
Stk. Code 40039



Part No. 19-1116
Stk. Code 40058

Part No.	Stk. Code	Terminals	Mating Connector
19-1058	40039	Exposed - 2 screw	Ring Terminals
19-1116	40058	Sealed - 2 plug	Packard 12052644

NEUTRAL/BACK UP SWITCH

Part No. 19-1050
Stk. Code 40035

- Universal type switch
- Normally open
- Mounting thread 9/16-18 UNF
- Stud terminals



BUZZER

Part No. 19-1055
Stk. Code 40037

Commonly used for low air pressure warning circuits on trucks or rear door warning circuits on buses

- 12 volts
- 20 amps
- 2 screw terminals
- 80 dB



AXLE SWITCHES

Part No. 19-1080
Stk. Code 40046

- Die-cast body with rubber cover
- Two position, both ON
- Controls HI-LO axle ranges
- Three female terminals
- For use with Eaton 2 speed axle



Part No. 19-1081
Stk. Code 40047

- Die-cast body with rubber cover
- Two position, both ON
- Controls HI-LO axle ranges
- Three female terminals
- For use with Eaton 2 speed electric axle



Cable connector assembly
Part No. 19-1081C
Stk. Code 40358



HORN BUTTONS



Part No. 19-1610
Stk. Code 40743



Part No. 19-1611
Stk. Code 40744

Part No.	Stk. Code	Description	Diameter
19-1610	40743	White - Clamp on bracket - Fits steering column up to 1.5"	1 11/16"
19-1612	40745	Chrome/Black - Clamp on bracket - Fits steering column up to 1.5"	1.6"
19-1611	40744	Chrome/Black - Surface mount - 5 amps @ 12 VDC	13/16"

DIMMER SWITCHES

- Headlamp dimmer switch
- S.P.D.T. - ON-ON
- Floorboard mounted



Part No. 19-1573
Stk. Code 40718



Part No. 19-1575
Stk. Code 40120



Part No. 19-1577
Stk. Code 40121




Dimmer switch connector for 19-1578
Part No. 19-0025
Stk. Code 40177

Part No.	Stk. Code	Description	Mtng. Holes/ Dia.	On Center
19-1573	40718	(3) 16 AWG leads, 5 3/4" long	(3) 1/4"-20 tapped holes	3/4" & 1 3/4"
19-1575	40120	3 screw terminals	(3) 1/4"-20 tapped holes	3/4" & 1 3/4"
19-1577	40121	3 blade terminals	(2) 1/4"	slotted 1 5/8" to 1 3/4"
19-1578	40122	3 blade terminals	(2) 1/4"	slotted 1 5/8" to 1 3/4"

SOLENOIDS

CONTINUOUS DUTY SOLENOIDS

Representative Image:
19-1094
19-1095



Representative Image:
19-1090
19-1583
19-1585

Part No.	Stk. Code	AMPS/Volts	Description	Contacts
19-1090	40048	85 amps at 12 volts	Normally open SPST - OFF-ON 2 1/8" mounting centers	Insulated 4 terminals
19-1583	40123	100 amps continuous 150 amps in-rush at 12 v	Normally open SPST - OFF-ON 2 13/64" mtng. centers	Grounded 3 terminals
19-1585	40124	100 amps continuous 150 amps in-rush at 12 v	Normally open SPST - OFF-ON 2 13/64" mtng. centers	Insulated 4 terminals
19-1094	40052	200 amps continuous 600 amps in-rush 24 v	Normally open SPST - OFF-ON Slotted/ open mount 2 1/4" centers	Insulated 4 terminals
19-1095	40054	200 amps continuous 600 amps in-rush 24 v	Normally open SPST - OFF-ON Slotted/ open mount 2 1/4" centers	Insulated 4 terminals

INTERMITTENT DUTY SOLENOIDS

- Normally open - S.P.S.T - OFF-ON
- Copper contacts
- Phenolic Housing



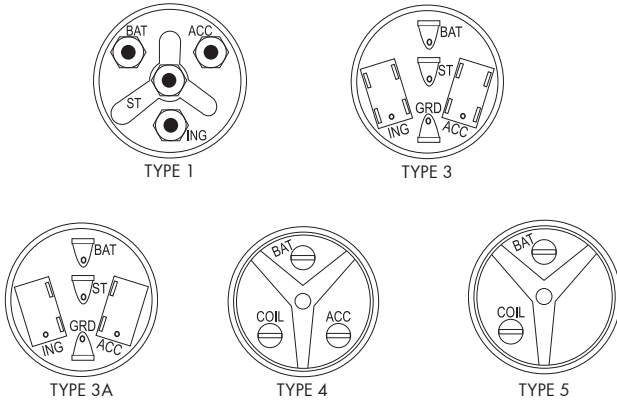
Part No.	Stk. Code	Amps	Mtng. Holes L x W	On Center	# of contacts
19-1091	40049	200	15/32" x 1/4"	2 9/64"	4
19-1581	40722	750	1/2" x 9/32"	2 1/4"	3



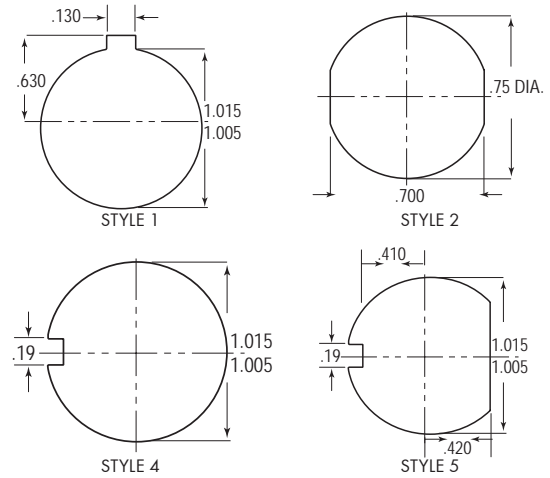
IGNITION & STARTER SWITCHES

- Die-cast housings
- Continuous current capacity 30 amps @ 14 volts
- Keys (2 supplied) removable if off position only
- Starter Lockout - while the engine is running the starter circuit cannot be engaged a second time, preventing accidental damage. Recommended for high noise level environments.

BASE TYPES



MOUNTING HOLE PATTERNS



Part No. 19-1072
Stk. Code 40044



Part No. 19-1071
Stk. Code 40043



Part No. 19-1060
Stk. Code 40040

Part No.	Stk. Code	Positions	Base Type	Mounting Pattern	Switch	Starter Lockout	Configuration
19-1072	40044	2	5	.75"	Lever	N	OFF-ON
19-1331	40075	2	5	.75"	Key	N	OFF-ON
19-1071	40043	3	3A	4	Key	Y	OFF-ON/ACC-START
19-1327	40073	3	4	2	Key	N	ACC-OFF-ON/ACC
19-1060	40040	4	1	2	Key	N	ACC-OFF-ON/ACC-START
19-1070	40042	4	3	**	Key	N	ACC-OFF-ON/ACC-START
19-1160	40063	4	1	2	Key	Y	ACC-OFF-ON/ACC-START
19-1163	40064	4	1	1	Key	N	ACC-OFF-ON/ACC-START
19-1183	40066	4	1	5	Key	N	ACC-OFF-ON/ACC-START
19-1187	40067	4	1	4	Key	N	ACC-OFF-ON/ACC-START
19-1312	40525	4	1	2	Key	Y	ACC-OFF-ON/ACC-START
19-1335	40076	4	1	1	Lever	Y	ACC-OFF-ON/ACC-START

**NOTE: Similar to style 2 with 1.0005" dia. and .955" across flats

NOTES





FUSES

- Boxed for protection against damage
- Industry standard color coding
- Numerals in industry number indicate amperage
- All blade fuses are UL listed
- Rated for 32 VDC
- MINI™ & MAXI™ fuses use silver-plated blades
- MAXI™ fuses replace fusible links

AGC GLASS FUSES - 1/4" O.D.

Industry No.	Part No.	Stk. Code	Length	Pack Qty
AGC1	88-0001	41108	1 1/4"	50
AGC2	88-0002	41110	1 1/4"	50
AGC3	88-0003	41112	1 1/4"	50
AGC4	88-0004	41114	1 1/4"	50
AGC5	88-0005	41116	1 1/4"	50
AGC7.5	88-0006	41118	1 1/4"	50
AGC10	88-0007	41120	1 1/4"	50
AGC15	88-0008	41122	1 1/4"	50
AGC20	88-0009	41124	1 1/4"	50
AGC25	88-0010	41126	1 1/4"	50
AGC30	88-0011	41128	1 1/4"	50



AGX GLASS FUSES - 1/4" O.D.

Industry No.	Part No.	Stk. Code	Length	Pack Qty
AGX20	88-0012	41130	1"	50
AGX30	88-0013	41132	1"	50



SFE GLASS FUSES - 1/4" O.D.

Industry No.	Part No.	Stk. Code	Length	Pack Qty
SFE4	88-0014	41134	5/8"	50
SFE6	88-0015	41136	3/4"	50
SFE7.5	88-0016	41138	7/8"	50
SFE9	88-0017	41140	7/8"	50
SFE14	88-0018	41142	1 1/16"	50
SFE20	88-0019	41144	1 1/4"	50
SFE30	88-0020	41146	1 7/16"	50



MINI™ (ATM) FAST ACTING BLADE FUSES (SAE J2077)

Industry No.	Part No.	Stk. Code	Color	Pack Qty
MIN2	88-0030	41166	Gray	100
MIN3	88-0031	41168	Violet	100
MIN4	88-0032	41170	Pink	100
MIN5	88-0033	41172	Tan	100
MIN7.5	88-0034	41174	Brown	100
MIN10	88-0035	41176	Red	100
MIN15	88-0036	41178	Blue	100
MIN20	88-0037	41180	Yellow	100
MIN25	88-0038	41182	Clear	100
MIN30	88-0039	41184	Green	100



ATO™ (ATC) FAST ACTING BLADE FUSES (SAE J1284)

Industry No.	Part No.	Stk. Code	Color	Pack Qty
ATO3	88-0021	41148	Violet	100
ATO4	88-0022	41150	Pink	100
ATO5	88-0023	41152	Tan	100
ATO7.5	88-0024	41154	Brown	100
ATO10	88-0025	41156	Red	100
ATO15	88-0026	41158	Blue	100
ATO20	88-0027	41160	Yellow	100
ATO25	88-0028	41162	Clear	100
ATO30	88-0029	41164	Green	100

MAXI™ BLADE FUSES (SAE J1888)

Industry No.	Part No.	Stk. Code	Color	Pack Qty
MAX20	88-0040	41186	Yellow	10
MAX30	88-0041	41188	Green	10
MAX40	88-0042	41190	Orange	10
MAX50	88-0043	41192	Red	10
MAX60	88-0044	41194	Blue	10
MAX70	88-0045	41196	Tan	10
MAX80	88-0046	41198	Natural	10



FUSE KIT

Part No. 19-1335
Stk. Code 40076

- Contains 180 of the most popular fuses along with installation tool



For a complete product list please visit WWW.TECTRAN.COM

*Note: ATO, MINI, MAXI are registered trademarks of Littelfuse, Inc.

IN-LINE FUSE HOLDERS**AGC STYLE - GLASS**

- Threaded cap and body for positive locking



Part No.	Stk. Code	Fuse Included.	Wire Gauge
5020	41010	-	12
5020-20	41012	20 A	12
5020-30	41014	30 A	10
5020-300	41516	-	10

ATO (ATC) STYLE

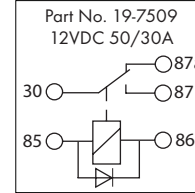
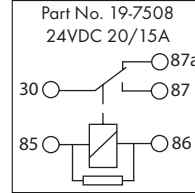
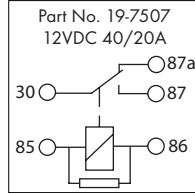
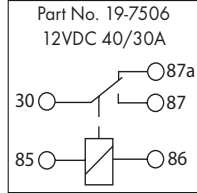
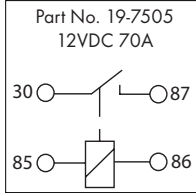
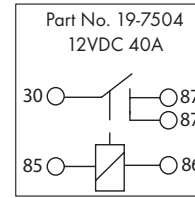
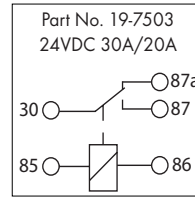
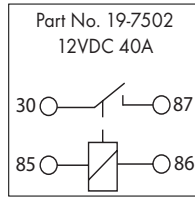
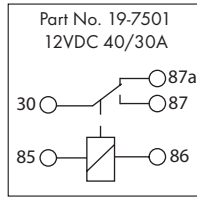
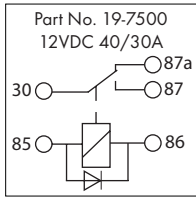
- Accepts standard ATO style fuses
- Also holds 664-xx type circuit breakers



Part No.	Stk. Code	Fuse Included	Wire Gauge
5030	41015	-	12
5030-20	41424	20 A	12
5030-30	41384	30 A	10
5030-300	41517	-	10



RELAYS



Part No.	Stk. Code	VDC	Amps	Terminals	Notes
19-7500	41242	12	40/30A	5	With Diode
19-7501	41440	12	40/30A	5	With Metal Mounting Tab
19-7502	41441	12	40A	4	With Metal Mounting Tab
19-7503	41442	24	30/20A	5	With Metal Mounting Tab
19-7504	41443	12	40A	5	With Metal Mounting Tab
19-7505	41444	12	70A	4	With Metal Mounting Tab
19-7506	41460	12	40/30A	5	-
19-7507	41463	12	40/20A	5	With Resistor
19-7508	41466	24	20/15A	5	With Resistor
19-7509	41508	12	50/30A	5	With Diode

FLASHERS

- Variable load: Allows constant flash rate even when the number of lamps varies
- Not polarity sensitive, 12V operating voltage
- Flash rate: approximately 80 - 90 fpm
- Universal design can be used for a number of vehicle applications, from passenger cars to Class 8 vehicles pulling a single trailer
- Meets or exceeds DOT J590/J945 and FMVSS108. Alternating flasher meets or exceeds FMVSS CODE J11054
- Expected life in excess of a million flashes



Part No. 19-65102
Stk. Code 41001



Part No. 19-65163
Stk. Code 41007



Part No. 19-6510A
Stk. Code 41003

Part No.	Stk. Code	Lamps	Amps	Prongs	Body
19-65102	41001	10	20	2	Round
19-65103	41002	10	20	3	Round
19-65122	41004	12	25	2	Round
19-65123	41005	12	25	3	Square
19-65162	41006	16	35	2	Square
19-65163	41007	16	35	3	Square
19-65202	41008	20	45	2	Square
19-65203	41009	20	45	3	Square
19-6510A*	41003	20	25	3	Square

*Note: Alternating flasher, 10 lamps per side

BULBS

MINIATURE 12 VOLT

- Numerical digits in Part No. are industry standard bulb designations



Part No.	Stk. Code
B53	41226
B57	41227
B67	41228
B89	41229
B97	41231
B194	41219



Part No.	Stk. Code
B1156	41208
B1157	41211



Part No.	Stk. Code
B1816	41215
B1893	41217
B1895	41218



Part No.	Stk. Code
B211-2	41222

ROUGH SERVICE

- Recommended for work lamps
- Screw in base
- AC 110 volts



Part No.	Stk. Code	Watts	Volts
BRS50	41233	50	110
BRS75	41234	75	110
BRS100	41232	100	110

DASH FANS

- Defrosting in the Winter
- Defogging in the Spring/Fall
- Cooling in the Summer
- Assembly includes metal body, chrome cage protector, and aluminum blade
- Complete with wiring pigtail, gasket & screws for simple installation



SPEEDY AIR

SPEEDY AIR HD



SPEEDY AIR

- 2 speed 12v or 24v high efficiency magnet motor
- 3 position toggle switch: Off / Low / High
- All chrome plated base
- Heavy duty motor with sealed bearings for lifetime lubrication

Part No.	Stk. Code	Description
19-2512	13793	12 volt
19-2524	13794	24 volt

SPEEDY AIR HD

- Variable speed 12v or 24v heavy duty motor
- Variable dial switch for precise air flow
- Rugged ball joint swivel base with thumbscrew lock
- Heavy duty motor with sealed bearings for lifetime lubrication

Part No.	Stk. Code	Description
19-2512HD	13858	12 volt
19-2524HD	13859	24 volt



BACK UP ALARMS

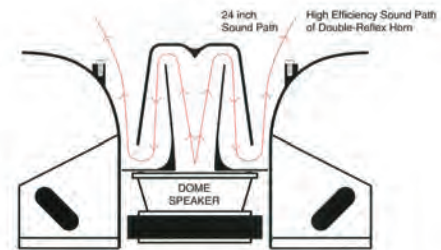

Tectran has developed a partnership with Triton Signal Corporation, the North American affiliate of a leading global backup alarm manufacturer with over 40 years of design and production experience in this important group of safety products. This has enabled Tectran to offer a broader range of high quality alarms that possess several unique performance features.

Drop-in Replacement

Due to their sizing and mounting dimensions, these alarms are designed for easy replacement of other popular alarm makes. Interchanges to competing manufacturer alarms are shown in the part number charts.

Patented Dome Speaker™ and Double Reflex™ Design

Models that use a patented Dome Speaker™ provide the high sound and pressure levels of a large speaker with the increased efficiency of an audio driver in a compact horn. The unique Double-Reflex™ horn design allows a 24" horn to be packed into a standard size alarm housing, providing the same output power as a single reflex style with half the current draw and dramatically reduced heat buildup.



Triton Alarm Housing Cross-Section Showing Horn Design

Self-Cleansing Pressure Port System™

This patented system uses power from the Dome Speaker to pump mud, dust, and water out of the sound chamber of heavy duty alarms. The result is increased reliability in hostile environments.

Cut away picture of a back up alarm shows concrete dust being blown out of self cleaning pressure port.



Hark Alarm™ models equipped with Hark Alarm™ automatically adjust their sound level based on ambient noise.



TEC TIP

The #1 cause of alarm failure is internal circuit failure due to vibration and mechanical stress. Tectran's Triton alarms use multi-strand speaker wire that has greater flexibility and durability to combat this.

Features noted by TM are registered trademarks of the Triton Signal Corporation

BACK UP ALARMS

- Drop-in replacements to other makes
- Certifications: CE, E-Mark, SAE J994, OSHA, MSHA, and IP67
- Rugged, glass filled ABS housings
- Electronics are epoxy encapsulated for circuit protection



Part No. 19-2114/19-2117



Part No. 19-3124/19-3318



Part No. 19-4319/19-4125



Part No. 19-2109



Part No. 19-2111/ 19-2113/19-2115
19-2115/19-2310



Part No. 19-2402

Part No.	Stk. Code	Duty	Sound Level @ 4 ft ± 4 dB	Freq.	Amps	Connection	Preco Inter.	ECCO Inter.	Features	Warranty (Years)
19-2114	39004	Light	107	1800	0.2	Wire Leads	270	575	Double Reflex, Dome Speaker, Self Cleaning	10
19-2117	39018	Light	102	1800	0.2	Wire Leads	-	-	Double Reflex, Dome Speaker, Self Cleaning	10
19-3124	39007	Medium	107	1900	0.3	Wire Leads	360	630	Double Reflex, Dome Speaker, Self Cleaning	10
19-3318	39009	Heavy	82-107	1900	0.5	Wire Leads	1048	SA901	Double Reflex, Dome Speaker, Self Cleaning, Hark Alarm™	10
19-4319	39013	Heavy	87-112	1900	0.5	Wire Leads	1040	SA917	Double Reflex, Dome Speaker, Self Cleaning, Hark Alarm™	10
19-4125	39011	Heavy	112	1900	0.5	Wire Leads	380	850	Double Reflex, Dome Speaker, Self Cleaning	10
19-2111	39001	Light	87	1400	0.15	Stud Type	220	505	-	3
19-2109	39026	Light	97	1400	0.15	Stud, Self Grounding	230/240	510/520	-	3
19-2113	39003	Light	102	1400	0.2	Stud, Self Grounding	250	530	-	3
19-2115	39017	Light	102	1400	0.2	Wire Leads	DS232	DF532	Dual Tone	3
19-2310	39006	Light	82-102	1400	0.2	Wire Leads	1020	SA950	Hark Alarm™	3
19-2202	39020	Light	97	1400	0.3	Wire Leads	-	-	-	3
19-2402	39022	Light	97	1100	0.3	Wire Leads	4030	410/415	-	3



BACK UP ALARMS

ELECTRO-MECHANICAL BACK UP ALARMS

- Universal switch actuated by shift lever or linkage
- Weatherproof
- 12-24 VDC




Part No. 19-20101
Stk. Code 40133



Part No. 19-40102
Stk. Code 40134

Part No.	Stk. Code	Max. Current	Function
19-20101	40133	5 amps	S.P.S.T. Normally Open
19-40102	40134	10 amps	Normally Open or Normally Closed



ADDITIONAL RESOURCES

Additional information about TECTRAN's Product Line can be found in the Resource Center Library on www.TECTRAN.COM

ELECTRIC HORNS

All Electric Horns are direct replacements on: Cars, Pick-up Trucks, SUVs, Motorcycles, RV, Heavy Duty Trucks, and Marine applications

- Easy installation with instructions included
- Dual 1/4" male spade terminal connections

Part No.	Stk. Code	Style	Description
16-800	55235	Trumpet	W75 (High Tone) - 110 dBA
16-801	55236	Trumpet	W75 (Low Tone) - 110 dBA
16-803	55237	3" disc	R75 (High Tone) - 110 dBA
16-804	55238	3" disc	R75 (Low Tone) - 110 dBA
16-820	55239	3.5" disc	VibroMini (High Tone) - 110 dBA
16-821	55240	3.5" disc	VibroMini (Low Tone) - 110 dBA
16-812	55241	5" disc	VibroSonic (High Tone) - 120 dBA
16-813	55242	5" disc	VibroSonic (Low Tone) - 120 dBA



Part No. 16-800
Stk. Code 55235



Part No. 16-803
Stk. Code 55237



Part No. 16-820
Stk. Code 55239

HADLEY CHROME AIR HORNS

HORNS ONLY

- All lengths are overall lengths



Part No.	Stk. Code	Length	Description
16-856	55066	19"	Single mount round - Includes pedestal & gasket
16-855	55065	22"	Single mount round - Includes pedestal & gasket
16-978	55084	26"	Single mount rectangular - Includes pedestal, gasket, & shield
16-977	55081	29"	Single mount rectangular - Includes pedestal, gasket, & shield
16-910CA	55071	15 1/4"	Dual mount round - Includes chrome horns & black mounting pedestal

HORNS WITH INSTALLATION KITS

- All lengths are overall lengths



Part No.	Stk. Code	Horns in Kit	Length	Description
16-977N	55083	16-978	26"	Double rectangular horn, switch, solenoid, 16-850EC air compressor, air tank, gauge, 20 ft tubing, installation parts bag
		16-977	29"	
16-857	55067	16-855	22"	Single round horn, lanyard, 20 ft tubing, installation parts bag
		16-856	19"	
16-859	55068	16-856	19"	Double round horn, lanyard, 20 ft tubing, installation parts bag
		16-855	22"	
16-900CA	55070	16-910CA	15 1/4"	Double round horn, lanyard, 20 ft tubing, installation parts bag

HORN VALVES



DIRECT MOUNT

Part No.	Stk. Code	Description	Interchange
16-755NS	55052	Lanyard valve for air horns - direct mount	H00755NS
16-15686B	55218	Lanyard for single horn - remote mount	H15686B
16-15687B	55219	Lanyard for double horn - remote mount	H15687B
16-15688B	55220	Lanyard for quad horn - remote mount	H15688B



TOOLS, TAPE, & ACCESSORIES

CRIMPING TOOL

- For crimping lugs / battery terminals onto 6 AWG - 4/0 AWG cable
- Compound ratcheting action ensures reliable and consistent crimps
- Diamond-shaped crimp compresses cable strands to form a solid mass of copper for maximum conductivity

HAND HELD

Part No. 5025

Stk. Code 51001

- 25" overall



BENCH MOUNT

Part No. 5053

Stk. Code 51024

- 20" overall



CABLE CUTTERS

- Cuts all AWG sizes including 4/0 and up to 350 MCM
- 16" handle
- Heat treated blades

HAND HELD

Part No. 5027HD

Stk. Code 51010



BENCH MOUNT

Part No. 5054

Stk. Code 51025



MULTI-PURPOSE WIRE PREPARATION TOOL

Part No. 5028SC

Stk. Code 51013

- Crimps, cuts, and strips
- High carbon steel construction



COMPACT CABLE CUTTER

Part No. 5027

Stk. Code 51009

- For copper or aluminum cable up to 2/0 ga.
- 7.5" handle
- Heat treated blades



ROTARY CABLE STRIPPER

Part No. 5028

Stk. Code 51011

- Strips from 8 AWG to 4/0 AWG



HOSE & TUBE CUTTER

Part No. 5035

Stk. Code 51180

- Cuts 1/8" to 1/2" hose



REPLACEMENT BLADE

Part No. 5035-1

Stk. Code 51181



NYLON TUBING CUTTER

Part No. SC-1

Stk. Code 26111



HEAVY DUTY HAMMER CRIMPER

Part No. 5026

Stk. Code 51008

- 6 AWG - 4/0 AWG



TOOLS, TAPE, & ACCESSORIES

SELF SEALING SILICONE TAPE

- Tape self fuses and cures in 24 hours, forming a permanent moisture tight seal
- Provides an alternative to heat shrink tubing
- Ideal for high temperature applications
- High dielectric strength
- 1" wide - 20 ft rolls
- Temperature range: -65°F to 500°F

Part No.	Stk. Code	Pack Qty
89-0010	99343	1 roll
89-0010-Q	99836	25 rolls



PTFE THREAD SEALING TAPE

- Can be used with water (potable & non-potable), most chemicals, oxygen, gas, hydraulic and high pressure lines
- 100% Virgin PTFE (polytetrafluoroethylene)
- Meets Mil. Spec. T-27730A
- 1" wide - 43 ft rolls
- 3.5 mils thick
- Temperature range: -310°F to 536°F

Part No.	Stk. Code	Pack Qty
TT1/2-R	88781	2 rolls
TT1/2	88617	10 rolls



VINYL ELECTRICAL TAPE

- Suitable for use up to 600V
- 3/4" wide - 60 ft rolls
- Temperature range from: 15°F to 175°F

Part No.	Stk. Code	Pack Qty
T66-R	33225	1 roll
T66	33224	10 rolls



ELECTRIC HEAT GUN

Part No. 5029
Stk. Code 51014

- 120 volts
- Equipped with fold down stand for hands free operation
- Cool down time not required before shutoff
- Temp. can be set to 750°F or 1100°F



COMPACT HEAT GUN

Part No. 5041
Stk. Code 51021

- Butane fueled heat shrink gun
- Uses replaceable gas lighter
- 1300°F flame-less heat
- 20 minute operating time



BATTERY TERMINAL SOLDER SLUGS



Gauge	Part No.	Stk. Code
4	5039-4	34191
2	5039-2	34189
1	5039-1	34187
1/0	5039-1/0	34188
2/0	5039-2/0	34190
3/0	5039-3/0	34455
4/0	5039-4/0	34456

SOLDER FLUX

Part No. 5042
Stk. Code 34192

- 2 oz. bottle





NOTES



ADDITIONAL RESOURCES

Did you know you can look up parts using competitor part numbers on our website www.TECTRAN.COM?



MISCELLANEOUS PRODUCTS

- Tarp Straps
- Cable Ties
- Skylight Assemblies
- Document Holders
- Placard Holders
- Fuel Tank Anti-Siphon Tubes
- Fuel Tank Caps
- Moeller Caps

- Dipsticks
- Mechanical Gauges
- Electrical Gauges
- Electrical Gauge Senders
- Fuel Senders
- Hourmeters
- Speedometers
- Tachometers

- Pyrometers
- Thermocouples
- Lead Wire
- Magnetic Sensors
- Drive Tip Generators
- Mounting Brackets
- Tubing Kits





TARP STRAPS

- Consult warnings printed on packaging before installation
- Box quantity is 50 pieces



HEAVY DUTY NATURAL RUBBER

- Ideal for cold weather performance - cold weather flexibility and stretch

Part No.	Stk. Code	Length
20-1009	58004	9"
20-1015	58012	15"
20-1021	58019	21"
20-1031	58027	31"
20-1041	58034	41"

GOLDLINE® EPDM RUBBER

- Advanced UV resistance
- Popular option in the trucking industry

Part No.	Stk. Code	Length
20-1010G	58042	10"
20-1015G	58043	15"
20-1021G	58044	21"
20-1031G	58045	31"
20-1041G	58046	41"

Goldline® is the official trademark of UP&R

PLATINUM EPDM RUBBER

- Advanced UV resistance
- Tectran's EPDM strap - strong, durable
- *Straps have crimped "S" hooks

Part No.	Stk. Code	Length
20-1009E*	58008	9"
20-1015E*	58016	15"
20-1021E*	58023	21"
20-1031E*	58031	31"
20-1041E*	58038	41"

CABLE TIES

- Nylon 6.6
- Black cable ties are UV resistant
- CE compliant
- CSA certified (exceptions marked with *)
- UL Listed (exceptions marked with *)
- RoHS compliant
- Operating temperature range: -76°F(-60°C) to 185°F(85°C)
- Installation temperature range: -4°F (-20°C) to 185°F(85°C)



Length	Color	Max Bundle Dia.	Tie Width	Min. Tensile Strength	25 Piece Pack		100 Piece Pack	
					Part No.	Stk. Code	Part No.	Stk. Code
3.9"	White	0.87"	.098"	18 lb	933-1-R	44068	933-1	44008
3.9"	Black	0.87"	.098"	18 lb	933-1B-R	44067	933-1B	44009
5.6"	White	1.38"	.142"	40 lb	933-2-R	44072	933-2	44012
5.6"	Black	1.38"	.142"	40 lb	933-2B-R	44069	933-2B	44015
11.4"	White	3.00"	.145"	40 lb	933-2L-R	44071	933-2L	44018
11.4"	Black	3.00"	.145"	40 lb	933-2LB-R	44070	933-2LB	44019
7.4"	White	1.88"	.190"	50 lb	933-3-R	44073	933-3	44022
7.4"	Black	1.88"	.190"	50 lb	933-3B-R	44057	933-3B	44024
14.5"	White	4.00"	.190"	50 lb	933-4-R	44059	933-4	44030
14.5"	Black	4.00"	.190"	50 lb	933-4B-R	44058	933-4B	44031
14.5"	White	4.00"	.300"	120 lb	933-5-R	44061	933-5	44037
14.5"	Black	4.00"	.300"	120 lb	933-5B-R*	44060	933-5B*	44038

Length	Color	Max Bundle Dia.	Tie Width	Min. Tensile Strength	25 Piece Pack		50 Piece Pack	
					Part No.	Stk. Code	Part No.	Stk. Code
21.9"	White	6.00"	.300"	120 lb	933-6-R	44074	933-6	44046
36"	White	10.75"	.345"	175 lb	-	-	933-8	44048

CABLE TIES

MOUNTING SCREW CABLE TIE

- Use to secure cable bundle to another surface
- Nylon 6.6
- CE compliant
- CSA certified
- UL Listed
- RoHS compliant
- Operating temperature range: -76°F(-60°C) - 185°F(85°C)
- Installation temperature range: -4°F(-20°C) - 32°F(0°C)



Length	Color	Max Bundle Dia.	Tie Width	Min. Tensile Strength	25 Piece Pack		100 Piece Pack	
					Part No.	Stk. Code	Part No.	Stk. Code
7.9"	White - No. 10 Mtng. Screw	1.84"	.19"	50 lb	934-1-R	44076	934-1	44090
15.1"	White - No. 10 Mtng. Screw	4.00"	.300"	120 lb	934-2-R	44077	934-2	44051
15"	White - No. 10 Mtng. Screw	4.00"	.190"	50 lb	934-3-R	44078	934-3	44053

RELEASABLE CABLE TIES

- Release tab allows for adjustment and re-use
- Nylon 6.6
- Black cable ties are UV resistant
- CE compliant
- CSA certified
- UL Listed
- RoHS compliant
- Operating temperature range: -76°F(-60°C) to 185°F(85°C)
- Installation temperature range: -4°F(-20°C) to 32°F(0°C)



Length	Color	Max Bundle Dia.	Min. Tensile Strength	25 Piece Pack		100 Piece Pack	
				Part No.	Stk. Code	Part No.	Stk. Code
7.4"	White	1.89"	50 lb	935-3-R	44080	935-3	44064
7.4"	Black	1.89"	50 lb	935-3B-R	44079	935-3B	44066
14.5"	White	4.02"	50 lb	935-4-R	44082	935-4	44065
14.5"	Black	4.02"	50 lb	935-4B-R	44081	935-4B	44063

DUAL CLAMP CABLE TIES

- Provides dual separation between bundles to prevent chaffing & abrasion
- Optional mounting hole for securing bundles
- Releasable straps
- UV resistant
- UL Listed
- RoHS Compliant
- Operating temperature range: -40°F to +230°F (-40°C to +110°C)



Length	Color	Max Bundle Dia.	Tie Width	Min. Tensile Strength	Stud Size	10 Piece Pack		50 Piece Pack	
						Part No.	Stk. Code	Part No.	Stk. Code
13"	Black	1.3"	.5"	150 lb	.25"	936-131	44150	936-135	44151
19"	Black	2.3"	.5"	150 lb	.25"	936-191	44153	936-195	44154
21.1"	Black Stand Off Mount	2.3"	.5"	100 lb	.25"	936-001	44156	-	-

CABLE TIE KIT

Part No. 933-PACK
Stk. Code 44062

A mixed container of popular cable ties, includes:

Qty.	Part No.
25	933-3B
25	933-4B
25	933-5B
25	933-4
25	933-5



CABLE TIE TOOL

Part No. 5040
Stk. Code 51020

- Tightens and cuts





SKYLIGHT ASSEMBLY

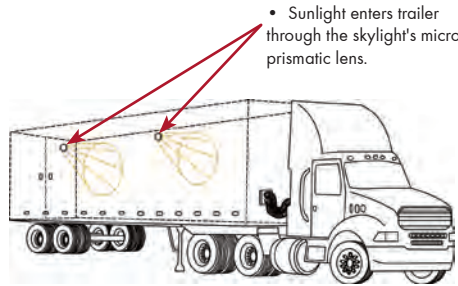



- Low profile, beveled nut design improves aesthetics over adhesive designs with larger face plates. Smooth profile design is especially useful on graphic wrapped trailers
- Universal design for use on both aluminum (.047" thick) and composite (.315" thick) walls
- Thread and nut design eliminates the need to drill or rivet trailer walls
- Advanced attachment method using positive thread/nut design eliminates the need for adhesives, tapes, or silicones that are susceptible to UV, cold and vibration damage
- Micro prismatic finish allows for exceptional light transmission



Part No. 4001
Stk. Code 56041

Part No.	Stk. Code	Description
4001	56041	Skylight Assembly
4001TQ12	56052	Skylight/ Tool Kit 12 Skylights & 1 Tool



• Sunlight enters trailer through the skylight's micro prismatic lens.

SKYLIGHT TOOL

- New compact design, specifically designed to be used with Tectran's Skylight only
- Stamped steel body with powder-coating
- Designed to fit common 3/8" drive ratchet




Part No. 4005-2
Stk. Code 56049

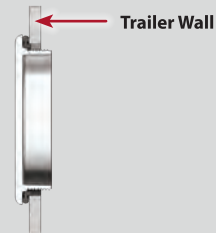
SKYLIGHT ASSEMBLY INSTRUCTIONS

1 INSTALL THE RUBBER GASKET TO THE THREADED SIDE OF THE SKYLIGHT LENS

TIP : THE RIMMED SIDE FACES OUT




2 DRILL A 4" DIAMETER HOLE. INSTALL LENS AND GASKET ASSEMBLY



3 APPLY 2 DABS OF EQUALLY SPACED SILICONE BEADS TO LENS THREADS.

TIP : SCREW NUT CLOCKWISE INTO SKYLIGHT WINDOW & GASKET



4 USING THE SKYLIGHT TOOL (PART NO. 4005-2) APPLY 18-20 FT/LB OF TORQUE TO SECURE ASSEMBLY TO TRAILER WALL AND ENSURE A LEAK FREE INSTALLATION.


TIP : TOOL IS DESIGNED TO FIT A COMMON 3/8" DRIVE RATCHET



DOCUMENT HOLDERS



Part No. 9441
Stk. Code 56007



Part No. 9442
Stk. Code 56009



Part No. 9443
Stk. Code 56012



Part No. 9444
Stk. Code 56014



Part No. 9445
Stk. Code 56016




Part No. 9446
Stk. Code 56019

Part No.	Stk. Code	Description	Part No. Cap Only	Stk. Code Cap Only
9441	56007	Aluminum Manifest Holder - 8.125" x 13" x 1.25"	-	-
9442	56009	9" Aluminum Tube-Style Document Holder	9442-C	56010
9443	56012	UV Resistant Lexan - 1 1/2" x 3 3/4" x 6"	-	-
9444	56014	Cast Aluminum Body - 1 1/2" x 3 3/4" x 6"	-	-
9445	56016	4 1/2" Round Holder w/ Snap-on type lid	9445-C	56017
9446	56019	4" Round Holder w/ Twist-lock type lid	9446-C	56020

PLACARD HOLDERS


- Bright aluminum finish
- Sized to match standard holders
- Reinforced ribs for added strength
- 3/4" sides allow better securement
- White placards are powder-coated
- Stainless steel clips



Part No. 9450
Stk. Code 56028



Part No. 9451
Stk. Code 56030



Part No. 9452
Stk. Code 56031



Part No. 9460
Stk. Code 56036



Part No. 9448
Stk. Code 56033



Part No. 9449
Stk. Code 56034

Part No.	Stk. Code	Description
9448	56033	Placard Holder Clip for Slide in - Stainless Steel
9449	56034	Placard Holder Clip for Frame - Stainless Steel
9450	56028	Placard Holder Slide in - Frame Alum. Unpainted
9451	56030	Placard Holder Slide in - Face only Alum. Unpainted
9452	56031	Placard Holder Slide in - 2 cut corners Alum. Unpainted
9454	56032	Placard Holder Slide in - 4 cut corners Alum. Unpainted
9458	56035	Placard Holder Split Frame - Alum. Unpainted
9460	56036	Placard Holder Slide in - Powder-coated White
9461	56037	Placard Holder Slide in - Face only Powder-coated White
9462	56038	Placard Holder Slide in - 2 cut corners Powder-coated White
9464	56039	Placard Holder Slide in - 4 cut corners Powder-coated White
9468	56040	Placard Holder Split Frame - Powder-coated White



FUEL TANK ANTI-SIPHON TUBES

- Aluminum tube fits snugly into fuel tank filler necks virtually eliminating the possibility of fuel siphoning
- Installs in minutes - cannot be removed



Part No. 91-8201
Stk. Code 54164

Part No. 91-8202
Stk. Code 54165

Part No. 91-8203
Stk. Code 54166

Part No. 91-8204
Stk. Code 54167

Part No. 91-8205
Stk. Code 54168

Part No. 91-8206
Stk. Code 54169

Part No. 91-8207
Stk. Code 54170

Part No.	Stk. Code	Description	Tube	Length
91-8201	54164	Reefer & Medium-Duty International 1.875" Fill Neck (Fits 1 7/8")	1.875"	7"
91-8202	54165	2" Medium-Duty Fill Neck & M2 series Freightliner	2"	7"
91-8203	54166	Freightliner w/2.25" Fill Neck	2.25"	7"
91-8204	54167	Volvo, Mack, International w/2.5" Fill neck	2.5"	6.75"
91-8205	54168	Kenworth w/2.5" Fill Neck	2.5"	7"
91-8206	54169	Volvo, Mack, International w/3" Fill neck	3."	7"
91-8207	54170	Heavy Duty Truck Diesel Fuel Tank Applications	4"	9"

ADAPTER NECKS

- Converts male 2 1/2" with 8 threads per inch to male 2"
- 11 1/2" threads per inch
- 2" Nominal Diameter



Part No.	Stk. Code	Description
91-8055	54087	Use with locking caps
91-8056	54088	Use with non locking cap

FUEL TANK CAPS

BAYONET STYLE



Part No. 91-8008
Stk. Code 54084



Part No. 91-8009
Stk. Code 54191

Part No.	Stk. Code	Description	Nominal Diameter	Diameter Across Ears	Inside Diameter	Vented	Material
91-8008	54084	Non Locking	4"	3 7/8"	4"	Yes	Steel Zinc Plt.
91-8009	54191	Non Locking	3"	3 1/2"	3 1/2"	Yes	Aluminum
91-8010	54182	Non Locking	3 1/2"	3 1/2"	3 1/2"	Yes	Aluminum

FUEL TANK CAPS

MALE THREAD CAPS



Part No. 9115
Stk. Code 54070



Part No. 9115L
Stk. Code 54072



Part No. 91-8003
Stk. Code 54079



Part No. 91-8004
Stk. Code 54080

Part No.	Stk. Code	Description	Nominal Diameter	Threads Per Inch	Dia. Over Thrds of Cap	Inside Dia. Of Filler	Vented Cap	Material	Gasket Part No.
9115	54070	Non Locking	2 1/8"	12 U.N.	2.12"	2"	No	Brass	9115G
9115L	54072	Locking	2 1/8"	12 U.N.	2.12"	2"	No	Brass	9115G
9120	54101	Non Locking	2 1/8"	12 U.N.	2.12"	2"	Yes	Brass	9120G
91-8003	54079	Non Locking	4 1/4"	8 U.N.	4 1/4"	4 1/8"	No	Aluminum	91-8051
91-8004	54080	Locking	4 1/4"	8 U.N.	4 1/4"	4 1/8"	No	Aluminum	91-8051
9110S	54098	Non Locking	4 1/4"	8 U.N.	4.22"	4"	No	Brass	9110G

FEMALE THREAD CAPS



Part No. 9114
Stk. Code 54067



Part No. 9114L
Stk. Code 54069



Part No. 91-8103
Stk. Code 54091



Part No. 91-8104
Stk. Code 54092

Part No.	Stk. Code	Description	Nominal Diameter	Threads Per Inch	Dia. Over Thrds of Cap	Inside Dia. Of Filler	Vented Cap	Material	Gasket Part No.
9114	54067	Non Locking	2"	11 1/2" NPSF	2 1/4"	2.37"	Yes	Brass	9114G
9114L	54069	Locking	2"	11 1/2" NPSF	2 1/4"	2.37"	Yes	Brass	9114G
9119	54100	Non Locking	2"	11 1/2" NPSF	2 1/4"	2.37"	No	Brass	9114G
9119L	54193	Locking	2"	11 1/2" NPSF	2 1/4"	2.37"	No	Brass	9114G
91-8100	54089	Non Locking	2"	11 1/2" NPSF	2 1/4"	2.37"	Yes	Aluminum	91-8051
91-8101	54242	Non Locking	2"	11 1/2"	2 1/4"	2 5/16"	No	Aluminum	-
9118	54073	Non Locking	2 1/2"	8 U.N.	2.35"	2 1/2"	No	Brass	9118G
9118L	54075	Locking	2 1/2"	8 U.N.	2.35"	2 1/2"	No	Brass	9118G
91-8102	54090	Non Locking	2 1/2"	8 U.N.	2 1/2"	2 1/2"	Yes	Aluminum	-
91-8102L	54190	Locking	2 1/2"	8 U.N.	2 1/2"	2 1/2"	Yes	Aluminum	-
91-8103	54091	Non Locking	3"	8 U.N.	3 3/8"	3 7/16"	Yes	Aluminum	91-8050
91-8104	54092	Locking	3"	8 U.N.	3 3/8"	3 7/16"	Yes	Aluminum	91-8050
91-8105	54093	Non Locking	3"	5.5 Special	3 7/16"	3 1/2"	Yes	Aluminum	91-8050
91-8106	54094	Locking	3"	5.5 Special	3 7/16"	3 1/2"	Yes	Aluminum	91-8050
9121	54102	Non Locking	3 1/2"	5.5 Special	3 7/16"	3 1/2"	Yes	Aluminum	-
9121L	54192	Locking	3 1/2"	5.5 Special	3 7/16"	3 1/2"	Yes	Aluminum	-
9111	54064	Non Locking	4"	8 NPSF	4.35"	4 1/2"	No	Brass	9111G
9111L	54066	Locking	4"	8 NPSF	4.35"	4 1/2"	No	Brass	9111G
91-8000	54076	Locking	4"	8 NPSF	4 3/8"	4 7/16"	No	Aluminum	-
91-8107	54095	Non Locking	4"	8 NPSF	4 1/2"	4"	Yes	Aluminum	-
91-8108	54096	Locking	4"	8 NPSF	4 1/2"	4"	Yes	Aluminum	-



MOELLER FUEL TANK CAPS



Size 3"
Part No. 23-44117
Stk. Code 54052



Size 3"
Part No. 23-40546
Stk. Code 54036



Size 3 7/8"
Part No. 23-44425
Stk. Code 54059



Size 3 7/8"
Part No. 23-40246
Stk. Code 54035



Size 4 1/4"
Part No. 23-41312
Stk. Code 54044

MOELLER OIL FILLER CAPS



Size 1"
Part No. 23-44141
Stk. Code 54053



Size 1 1/4"
Part No. 23-44050
Stk. Code 54048



Size 1 1/4"
Part No. 23-41085
Stk. Code 54043



Size 1 3/8"
Part No. 23-44209
Stk. Code 54055



Size 1 3/8"
Part No. 23-44097
Stk. Code 54050



Size 1 1/2"
Part No. 23-44165
Stk. Code 54054



Size 1 5/8"
Part No. 23-44401
Stk. Code 54057



Size 1 3/4"
Part No. 23-44027
Stk. Code 54047



Size 1 7/8"
Part No. 23-40733
Stk. Code 54037



Size 2"
Part No. 23-44098
Stk. Code 54051



Size 2"
Part No. 23-44004
Stk. Code 54046



Size 2 1/4"
Part No. 23-44402
Stk. Code 54058



Size 2 3/8"
Part No. 23-40855
Stk. Code 54042



Size 2 1/2"
Part No. 23-44052
Stk. Code 54049

UNIVERSAL DIPSTICKS



Part No.	Stk. Code	Stopper Size	Length	Width	Thickness
23-40764	54039	31/32"	84"	1/4"	0.032"
23-41420	54045	31/32"	84"	3/16"	0.020"
23-40770	54041	1 1/32"	84"	1/4"	0.032"

UNIVERSAL T-STYLE HANDLE DIPSTICKS



Part No.	Stk. Code	Description
23-36020	54026	3/8" x 60" long - Yellow Handle
23-36021	54027	3/8" x 60" long - Black Handle

UNIVERSAL CANE HANDLE DIPSTICKS

- .035" x .187" pre-phosphate coated spring steel blade



Part No.	Stk. Code	Description
23-30999	54024	3/8" x 60" long - Yellow Handle
23-31000	54025	3/8" x 60" long - Black Handle

OIL FILLER CAP INTERCHANGE LIST

Mfg. Part No.	Size	Tectran Part No.
ALLIS CHALMERS		
AC 70694823	1 3/8"	23-44209
AC 4385253	1 1/2"	23-44165
AC 4630408	1 3/4"	23-44027
AC 1190561	2"	23-44098
AC 3046080-02	2"	23-44004
AC 4386863	2 1/4"	23-44402
BUCYRUS-ERIE		
8213191VE	2"	23-44004
J. I. CASE		
44141-4	1"	23-44141
A180978	1 1/4"	23-44050
902245T1	1 3/8"	23-44209
336079R91	1 1/2"	23-44165
A77424	2"	23-44098
303761R91	2"	23-44098
L115504	2"	23-44004
CATERPILLAR		
9Y5810 or 37202263	1"	23-44141
9L8439 or 7J6657	1 1/4"	23-44050
684497	1 3/8"	23-44209
5L2959 or 7S1803	1 1/2"	23-44165
4T2581	1 5/8"	23-44401
6N2985 or 2P2718	1 7/8"	23-40733
9L1756 or 37208202	2"	23-44098
6N2206	2 3/8"	23-40855
5R1544 or 7L4447	3"	23-44117
CLARK		
6515779	1"	23-44141
CHRYSLER		
595540	1 1/2"	23-44165
CUMMINS		
203877	1 1/4"	23-44050
200284	1 1/2"	23-44165
101322	2"	23-44098
107981	2"	23-44004
3003718	2 1/4"	23-44402
DETROIT DIESEL		
DD 5120702	1"	23-44141
DD 5121387	1 1/2"	23-44165
DD 5120098	1 3/4"	23-44027
DD 5117362	2"	23-44098
EASTERN GREYHOUND		
5117362	2"	23-44098
GBK-9106	2"	23-44004
FORD NEW HOLLAND		
C9NN6N609A	1 1/4"	23-44050
C7NN6N609B	1 1/4"	23-44050
D5NN6N609A	1 1/4"	23-41085

Mfg. Part No.	Size	Tectran Part No.
FREIGHTLINER		
44209-2	1 3/8"	23-44209
44165-5	1 1/2"	23-44165
44098-3	2"	23-44098
44004-4	2"	23-44004
44117-4	3"	23-44117
41312	4 1/4"	23-41312
G.M.C.		
665370	1 1/4"	23-44050
513187	1 1/2"	23-44165
GREYHOUND		
11C-7-17	1"	23-44141
MMC-4090	2 1/4"	23-44402
HERCULES		
WO60501-00	1"	23-44141
33778-A	1 3/8"	23-44209
W175201-000	2"	23-44098
JOHN DEERE		
AT-12662-T	1 1/4"	23-44050
44165-5	1 1/2"	23-44165
AT44844	1 5/8"	23-44401
44052-2	2 1/2"	23-44052
KENWORTH		
76413	1 1/4"	23-44050
K071-313	1 1/2"	23-44165
05-5843	2"	23-44098
KOMATSU DRESSER		
179178-H1	1 3/8"	23-44209
303761-R91	2"	23-44098
MACK TRUCKS		
222GB135A	1 3/8"	23-44097
222GB213	1 3/8"	23-44097
222GB27	2"	23-44098
222GB27A	2"	23-44098
222GB177	2"	23-44004
222GB214	2"	23-44004
MASSEY FERGUSON		
705-605-M1	1 1/4"	23-44050
MOTOR COACH IND.		
11C-7-17	1"	23-44141
8F-10-6	2"	23-44004
NAVISTAR INTERNATIONAL		
436396C1	1 1/4"	23-44050
474617R1	1 3/8"	23-44209
336079R91	1 1/2"	23-44165
303761R91	2"	23-44098
04184	3 7/8"	23-40246
OSHKOSH TRUCK		
2004530	1"	23-44141

Mfg. Part No.	Size	Tectran Part No.
PACCAR		
76413	1 1/4"	23-44050
05-5843	2"	23-44004
PETERBILT		
05-15506	1 1/2"	23-44165
05-5843	2"	23-44098
RAY-GO		
208202	2"	23-44098
REXNORD		
297-00218-47	1 3/8"	23-44209
TAYLOR MACHINE WORKS		
2718-190	1 3/4"	23-44027
2718-100	2"	23-44098
TEREX		
5120702	1"	23-44141
5117362	2"	23-44098
U.S. ELECTRICAL MOTORS		
132591	2"	23-44098
VOLVO - GM		
4682253	1 3/8"	23-44209
02-7068666	1 1/2"	23-44165
517934	2"	23-44098
Y569405	2"	23-44004
WABCO		
VN-5724	1"	23-44141
VD-4598	2"	23-44098
WARNER & SWASEY		
8530-1169	2 1/4"	23-44402
WAUKESHA MOTOR		
176917	1 1/2"	23-44165
4001 420-20	2 1/4"	23-44402
WESTERN STAR		
02-7068666	1 1/2"	23-44165
517934	2"	23-44098
569405	2"	23-44004

MOELLER FUEL CAP INTERCHANGE LIST

Mfg. Part No.	Size	Tectran Part No.
CATERPILLAR		
7V4237	4 1/4"	23-41312
KENWORTH		
44117-4	3"	23-44117
K071-B-273	3"	23-40546 w/chain
44425-3	3 7/8"	23-44425
40246-2	3 7/8"	23-40246 w/chain
PACCAR		
40246-2	3 7/8"	23-40246 w/chain



HADLEY CHROME AIR HORNS

HORNS ONLY

- All lengths are overall lengths



ROUND - SINGLE MOUNT



RECTANGLE- SINGLE MOUNT



ROUND - DOUBLE MOUNT

Part No.	Stk. Code	Length	Description
16-856	55066	19"	Single mount round - Includes pedestal & gasket
16-855	55065	22"	Single mount round - Includes pedestal & gasket
16-978	55084	26"	Single mount rectangular - Includes pedestal, gasket, & shield
16-977	55081	29"	Single mount rectangular - Includes pedestal, gasket, & shield
16-910CA	55071	15 1/4"	Dual mount round - Includes chrome horns & black mounting pedestal

HORNS WITH INSTALLATION KITS

- All lengths are overall lengths



Part No.	Stk. Code	Horns in Kit	Length	Description
16-977N	55083	16-978	26"	Double rectangular horn, switch, solenoid, 16-850EC air compressor, air tank, gauge, 20 ft tubing, installation parts bag
		16-977	29"	
16-857	55067	16-855	22"	Single round horn, lanyard, 20 ft tubing, installation parts bag
16-859	55068	16-856	19"	Double round horn, lanyard, 20 ft tubing, installation parts bag
		16-855	22"	
16-900CA	55070	16-910CA	15 1/4"	Double round horn, lanyard, 20 ft tubing, installation parts bag

HORN VALVES



DIRECT MOUNT



REMOTE MOUNT

Part No.	Stk. Code	Description	Interchange
16-755NS	55052	Lanyard valve for air horns - direct mount	H00755NS
16-15686B	55218	Lanyard for single horn - remote mount	H15686B
16-15687B	55219	Lanyard for double horn - remote mount	H15687B
16-15688B	55220	Lanyard for quad horn - remote mount	H15688B

COMPLETE TECTRAN/
HADLEY PRODUCT
LINE CAN BE FOUND IN
RESOURCE CENTER ON
WWW.TECTRAN.COM



NOTES



ADDITIONAL RESOURCES
Did you know you can look up parts using competitor part numbers on our website www.TECTRAN.COM?



MECHANICAL GAUGES

- Industry standard 2 1/16" mounting diameter on all mechanical gauges
- Silicone dampened air core movement for steady readings and vibrations resistance
- Knurled mounting nuts for easy installation
- Glass filled nylon case resists corrosion and vibration
- Water resistant glass lenses
- Plated mounting hardware prevents corrosion
- Precision hobbled brass gear for long life usage
- 12 VDC NG operation

WATER TEMPERATURE GAUGES



DUAL SCALE GAUGE

Black Bezel	Stk. Code	Chrome Bezel	Stk. Code	Scale	Capillary
-	-	95-2467	49150	100-265°F	300"
-	-	95-2466	49149	100-265°F	288"
-	-	95-2465	49148	100-265°F	216"
95-2451	49138	95-2461	49144	100-265°F	144"
95-2453	49140	95-2463	49146	100-265°F	120"
95-2452	49139	95-2462	49145	100-265°F	96"
95-2450	49137	95-2460	49143	100-265°F	72"
95-2455	49142	95-2468	49151	100-265°F	60"
95-2454	49141	95-2464	49147	100-265°F	48"
DUAL SCALE GAUGES					
95-2479*	49434	95-2485*	49157	100-265°F/40-130°C	48"
95-2480	49155	-	-	100-265°F/40-130°C	216"
95-2476	49152	-	-	100-265°F/40-130°C	144"
95-2478	49154	95-2487	49400	100-265°F/40-130°C	120"
95-2475	49433	95-2484	49156	100-265°F/40-130°C	72"

* NOTE: Capillary tube integrated as part of gauge

VACUUM/TURBO BOOST GAUGES



Black Bezel	Stk. Code	Chrome Bezel	Stk. Code	Scale	Pointer
95-2425	49135	95-2427	49136	0-30inHg/0-15psi	White
95-2432	49432	-	-	0-30inHg/0-25psi	White
95-2400	49133	95-2404	49134	2-30 inHg	White

* NOTE: Nylon tubing not included

TURBO PRESSURE GAUGES



Black Bezel	Stk. Code	Chrome Bezel	Stk. Code	Scale	Pointer
95-2365	49126	95-2369	49128	2-50 psi	White
95-2375*	49129	-	-	0-30 psi	White
95-2382*	49131	-	-	0-30 psi	Red-Orange
95-2384*	49132	-	-	0-60 psi	Red-Orange

* NOTE: Back-lit dial

MECHANICAL GAUGES

OIL PRESSURE GAUGES



DUAL SCALE GAUGE

Black Bezel	Stk. Code	Chrome Bezel	Stk. Code	Scale
95-2230	49109	95-2231	49110	25-400 psi
-	-	95-2232	49111	20-300 psi
95-2201	49103	95-2207	49106	5-100 psi
95-2200	49102	95-2206	49105	5-80 psi
DUAL SCALE GAUGES				
95-2216	49107	95-2221	49108	5-100 psi/35-700 kPa

* NOTE: Nylon tubing not supplied

OIL TEMPERATURE GAUGES



Black Bezel	Stk. Code	Chrome Bezel	Stk. Code	Scale	Capillary
95-2530	49158	95-2534	49160	140-325 °F	72"
95-2531	49159	95-2535	49161	140-325 °F	144"
DUAL SCALE GAUGES					
95-2541	49162	-	-	140-325 °F/60-160 °C	144"

AIR PRESSURE GAUGES



Black Bezel	Stk. Code	Chrome Bezel	Stk. Code	Scale
95-2270	49113	95-2272	49114	10-150 psi
95-2280	49115	95-2282	49116	0-150 psi
DUAL SCALE GAUGES				
95-2285	49117	-	-	10-150 psi/0-1050 kPa

* NOTE: Nylon tubing not supplied

MANIFOLD PRESSURE GAUGES



Black Bezel	Stk. Code	Chrome Bezel	Stk. Code	Scale	Pointer
95-2300	49118	-	-	2-30 psi	White
95-2301	49119	95-2307	49120	2-30 psi	Red-Orange

* NOTE: Nylon tubing not supplied

FUEL PRESSURE GAUGES



Black Bezel	Stk. Code	Chrome Bezel	Stk. Code	Scale
-	-	95-2350	49463	10-200 psi
95-2345	49549	95-2348	49124	0-100 psi

* NOTE: Braided stainless steel tubing recommended

AXLE LOAD GAUGES



Chrome Bezel	Stk. Code	Scale
95-2335	49123	5,000-55,000 lb
95-2336	49548	7,500-45,000 lb

* NOTE: Nylon tubing not included



ELECTRICAL GAUGES

- Industry standard 2 1/16" mounting diameter on all electrical gauges
- These gauges require a sender - senders must match gauge type and range.
- Wiring with electrical ring terminals that provide 12 VDC NG and a ground is required
- Knurled mounting nuts for easy installation
- Glass filled nylon case resists corrosion and vibration
- Water resistant glass lenses
- Plated mounting hardware prevents corrosion

OIL PRESSURE GAUGES



DUAL SCALE GAUGE

Black Bezel	Stk. Code	Chrome Bezel	Stk. Code	Scale	Sender	Volts
95-2570	49164	95-2574	49166	0 - 80 psi	PA	12
95-2571	49165	95-2575	49167	0 - 100 psi	PB	12
DUAL SCALE GAUGES						
95-2580	49466	-	-	0-100 psi/0-700 kPa	PB	24
-	-	95-2589	49558	0-100 psi/0-1030 kPa	PD	12
95-2592*	49560	-	-	0-150 psi/0-10 Bar	PG	12
95-2593*	49383	-	-	0-150 psi/0-10 Bar	PG	24
95-2594*	49169	-	-	0-350 psi/0-25 Bar	PH	12

* NOTE: These units are compatible with VDO senders

OIL TEMPERATURE GAUGES



DUAL SCALE GAUGE

Black Bezel	Stk. Code	Chrome Bezel	Stk. Code	Scale	Sender	Volts
95-2741	49187	95-2748	49190	140-320°F	TB	12
95-2788	49198	-	-	140-320°F	TB (INC.)	12
DUAL SCALE GAUGES						
95-2756	49443	95-2760	49572	140-320°F/75-150°C	TB	12
95-2757	49570	-	-	140-320°F/75-150°C	TB	24
95-2765	49402	-	-	100-280°F/40-140°C	TD	24
-	-	95-2766	49573	100-280°F/40-140°C	TD	12

* NOTE: Sender included

AMMETERS



Black Bezel	Stk. Code	Chrome Bezel	Stk. Code	Scale
95-2662	49562	95-2666	49178	100-0-100 amps
95-2661	49176	95-2665	49177	60-0-60 amps

AIR PRESSURE GAUGE



Black Bezel	Stk. Code	Chrome Bezel	Stk. Code	Scale	Sender
95-2845	49392	95-2846	49199	0-150 psi	PD
DUAL SCALE GAUGES					
95-2847	49445	-	-	0-150 psi/0-1030 kPa	PD

ELECTRICAL GAUGES

VOLTMETERS

- All voltmeters have color-coded ranges and internal lighting



Black Bezel	Stk. Code	Chrome Bezel	Stk. Code	Scale
95-2696	49180	95-2700	49182	24 VDC/20-32 VDC
95-2695	49179	95-2699	49181	12 VDC/10-16 VDC
95-2704	49184	95-2706	49567	12 VDC/10-16 VDC (E/M)

WATER TEMPERATURE GAUGES



Black Bezel	Stk. Code	Chrome Bezel	Stk. Code	Scale	Sender	Volts
95-2740	49186	95-2747	49189	100-240°F	TA	12
95-2744	49188	95-2749	49191	100-280°F	TD	12
DUAL SCALE GAUGES						
95-2752	49192	95-2754	49398	100-240°F/40-115°C	TA	12
95-2753	49193	-	-	100-240°F/40-115°C	TA	24
95-2769*	49574	-	-	100-250°F/40-120°C	TF	24

* NOTE: These units are compatible with VDO senders

FUEL LEVEL GAUGES



Black Bezel	Stk. Code	Chrome Bezel	Stk. Code	Scale	Resistance	Volts
95-2630	49171	95-2631	49172	E, 1/4, 1/2, 3/4, Full	240-33 ohm	12
95-2634	49173	95-2636	49393	E, 1/4, 1/2, 3/4, Full	240-33 ohm	12
95-2635	49174	-	-	E, 1/4, 1/2, 3/4, Full	240-33 ohm	24
95-2639*	49175	-	-	E, 1/4, 1/2, 3/4, Full	10-180 ohm	12
95-2640*	49561	-	-	E, 1/4, 1/2, 3/4, Full	10-180 ohm	24

* NOTE: These units are compatible with VDO senders

FUEL PRESSURE GAUGE



Chrome Bezel	Stk. Code	Scale
95-2857	49577	0-100 psi

TRANSMISSION TEMPERATURE GAUGES



Black Bezel	Stk. Code	Chrome Bezel	Stk. Code	Scale	Sender	Volts
95-2743	49391	-	-	140-320°F	TB	12
DUAL SCALE GAUGES						
95-2759	49571	-	-	140-320°F/75-150°C	TB	24
95-2758	49194	95-2761	49195	140-320°F/75-150°C	TB	12



ELECTRICAL GAUGE SENDERS

- Select the type of Sender that fits your application, then match the type code and range of the sender with the type code and range of the gauge
- 1/8" NPT is standard
- Standard Senders have one terminal and are designed to drive one gauge. The ground connection is made through the Sender body.
- 2 stud Senders are isolated ground Senders. This type has a sender terminal to the gauge and a second terminal for a ground connection.

PRESSURE SENDERS



Part No.	Stk. Code	Type Code	Range	Terminals
95-3000	49203	PA	0-80 psi	1 Stud
95-3003	49204	PB	0-100 psi	1 Stud
95-3005	49403	PB	0-100 psi	2 Stud w/ground
95-3006	49205	PD	0-150 psi	1 Stud
95-3008	49384	PG	0-150 psi/0-10 BAR	1 Stud
95-3009*	49206	PH	0-350 psi/0-25 BAR	2 Stud

* NOTE: These units are compatible with VDO senders

TEMPERATURE SENDERS



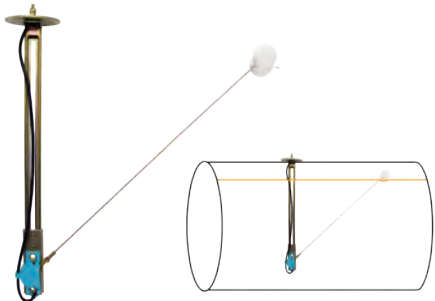
Part No.	Stk. Code	Type Code	Range	Terminals	Threads
95-3020	49207	TA	100-240°F	1 Stud	1/2" NPTF
95-3021	49456	TA	100-240°F	2 Blade	1/2" NPTF
95-3038	49211	TB	140-320°F	1 Stud	1/8" NPTF
95-3040	49212	TB	140-320°F	1 Stud	1/4" NPTF
95-3042	49214	TB	140-320°F	1 Stud	1/2" NPTF
95-3050	49215	TF	100-250°F/40-120°C	1 Stud	1/2" NPTF
95-3056*	49217	TD	100-280°F	1 Stud	1/8" NPTF
95-3057*	49218	TA	100-240°F	1 Stud	1/8" NPTF
95-3059*	49220	TB	140-320°F	1 Stud	1/8" NPTF

* NOTE: These units include Bushing Kit for 1/4", 3/8", 1/2"

FUEL SENDERS

FLOAT ARM FUEL LEVEL SENDERS

- Adjustable for tanks with 6-27 inch depth
- Fit right or left hand swing applications
- Works with 12 & 24 volts



Part No.	Stk. Code	Range	For Use with
95-3120	49229	240-33 ohm	Compatible with most brands
95-3121	49230	0-90 ohm	AC type gauges
95-3122	49231	78-10 ohm	Ford or Chrysler
95-3124	49595	10-180 ohm	Matches response of VDO models
95-3123	49594	-	Replacement Float for 95-3120, 21, & 22

ULTIMATE FUEL LEVEL SENDERS

- Tube style senders are extremely durable and ideal for rugged applications
- Designed for use in gasoline and diesel tanks
- 240-33 ohm range
- Standard SAE five bolt mounting holes
- End cap keeps tube free of debris
- Maximum operating temperature of 220°F
- Made in USA



Part No.	Stk. Code	Tube Length	Tank Depth
95-3302	49598	8"	8 1/2" - 9"
95-3303	49599	9"	9 1/2" - 10"
95-3311	49605	17"	17 1/2" - 18"
95-3313	49606	19"	19 1/2" - 20"
95-3315	49608	21"	21 1/2" - 22"
95-3316	49609	22"	22 1/2" - 23"
95-3317	49610	23"	23 1/2" - 24"
95-3318	49611	24"	24 1/2" - 25"
95-3319	49612	25"	25 1/2" - 26"

ULTIMATE FUEL LEVEL SENDERS - FOR ROUND TANKS

- Calibrated specifically for cylindrically shaped tanks most commonly used on Class 8 Trucks
- Select sender based on diameter of the fuel tank



Part No.	Stk. Code	Tank O.D.
95-3101	49224	22"
95-3102	49225	23"
95-3103	49226	24"
95-3105	49227	26"
95-3106	49228	27"
95-3107	49592	28"



HOURLMETERS

- Standard 2 1/16" mounting diameter - except for rectangular mounts
- Made in USA



Part No. 95-6300
Stk. Code 49373

Part No.	Stk. Code	Bezel	Style	Volts
95-6300	49373	Black	Round - Snap On	4-40 VDC
95-6301	49374	Black	Round - Snap On	10-80 VDC
95-6302	49375	Stainless	Round - Snap On	4-40 VDC
95-6303	49376	Stainless	Round - Snap On	10-80 VDC
95-6304	49377	Black	Round - SAE 3-hole	4-40 VDC
95-6305	49378	Black	Round - SAE 3-hole	10-80 VDC
95-6307	49380	Black	Rectangle - Mini-Meter	10-80 VDC
95-6308	49381	Black	Round - Digital - Clamp On	9-30 VDC



Part No. 95-6307
Stk. Code 49380



Part No. 95-6308
Stk. Code 49381

SPEEDOMETERS

- All models have million mile odometers (6 digits) with tenths of a mile
- Mounting hardware kit included
- Made in USA



Part No. 95-0528
Stk. Code 49074



Part No. 95-0402
Stk. Code 49056

Black Bezel	Stk. Code	Chrome Bezel	Stk. Code	Size	Scale	Description	Odometer	Pointer
95-0502	49388	-	-	5"	0-80 mph/130 kph	Programmable	Yes	Red-Orange
95-0519*	49070	95-0520	49071	3 3/8"	0-80 mph	Programmable	Yes	White
95-0522	49072	-	-	3 3/8"	0-80 mph	Programmable	Yes	White
95-0526	49511	-	-	3 3/8"	0-80 mph	Programmable	Yes - Resettable	White
-	-	95-0528	49074	3 3/8"	0-120 mph	Programmable	Yes	White
95-0402	49056	95-0412	49063	5"	0-80 mph	Mechanical	Yes	White
-	-	95-0404	49505	3 3/8"	0-120 mph	Mechanical	Yes	White
-	-	95-0407	49059	3 3/8"	0-80 mph	Mechanical	Yes + Trip	White
-	-	95-0408	49060	3 3/8"	0-120 mph	Mechanical	Yes + Trip	White

* NOTE: Microprocessor

TACHOMETERS

MECHANICAL

Black Bezel	Stk. Code	Chrome Bezel	Stk. Code	Size	Scale	Counter	Ratio	Pointer
95-0705	49076	95-0706	49077	3 3/8"	0-3500 RPM	No	.5:1	White
95-0710	49081	95-0707	49078	3 3/8"	0-3500 RPM	Yes	.5:1	White
95-0712	49450	95-0709	49080	3 3/8"	0-3500 RPM	Yes	1:1	White
-	-	95-0708	49079	3 3/8"	0-3500 RPM	No	1:1	White
-	-	95-0713	49415	3 3/8"	0-2500 RPM	Yes	1:1	White



Part No. 95-0707
Stk. Code 49078

TACHOMETERS

ELECTRONIC

- Used in small engine applications
- All units are 12 VDC NG only
- Made in USA

Black Bezel	Stk. Code	Size	Scale	Sensor Kit	Pointer
95-1002	49093	2 1/16"	0-4000 RPM	95-1010	Red-Orange
95-1005	49094	2 1/16"	0-6000 RPM	95-1010	Red-Orange



Part No. 95-1002
Stk. Code 49093

PROGRAMMABLE

- Dip switch programming
- Mounting hardware and light kit included
- 12 or 24 VDC NG operation on 3 3/8" models. 5" units are 12 VDC NG
- Made in USA

Black Bezel	Stk. Code	Size	Scale	Hourmeter	Pointer
95-0908	49086	3 3/8"	0-3000 RPM	Yes	White
95-0912	49088	3 3/8"	0-3000 RPM	No	White
95-0914*	49418	5"	0-3000 RPM	No	White
95-0920	49522	3 3/8"	0-6000 RPM	No	White
95-0924	49090	3 3/8"	0-4000 RPM	Yes	White
95-0927	49091	3 3/8"	0-4000 RPM	No	White

* NOTE: No microprocessor



Part No. 95-0912
Stk. Code 49088

PYROMETERS

- Designed for high temperature applications to 2000°F covering most diesel and gas engine applications
- All pyrometers have red-orange pointers
- 12 VDC light kit is included
- Made in USA



Part No. 95-5000
Stk. Code 49233



Part No. 95-5014
Stk. Code 49244



Part No. 95-5243
Stk. Code 49333

Black Bezel	Stk. Code	Chrome Bezel	Stk. Code	Scale	Size	Sweep
95-5000	49233	95-5006	49237	300-1500°F/ 200-800°C	2 1/16"	100°
95-5007	49238	95-5014	49244	0-1800°F/ 0-1000°C	2 1/16"	250°
95-5040	49266	-	-	0-1800°F/ 0-1000°C	3"	100°
95-5049	49270	95-5054	49274	0-1800°F/ 0-1000°C	3"	250°
95-5243*	49333	-	-	300-1500°F/ 200-800°C	2 1/16"	250°

* NOTE: Backlit dial



THERMOCOUPLES

- Solid probes with stainless steel tips filled with ceramic material
- Bolt-on connection

Part No.	Stk. Code	Mounting	Scale	Probe Length
95-5120	49302	1/4" NPTF	0-1600°F	2.25"
95-5131	49312	1/4" NPTF	0-1600°F	Adjustable



LEAD WIRE

- Ring terminal ends

Part No.	Stk. Code	Length
95-5173	49327	10 ft
95-5175	49329	14 ft



MAGNETIC SENSORS

- Mounting threads are 3/4"-16

Part No.	Stk. Code	Housing Length
95-0010	49036	2.66"
95-0011	49037	4.37"
95-0012	49038	3.16"



DRIVE TIP GENERATORS

- Male



Part No.	Stk. Code	Tang
95-0041	49045	.187"
95-0040	49469	.152"

MOUNTING BRACKETS



Black	Stk. Code	Chrome	Stk. Code	Gauge Dia.
95-6151	49349	95-6156	49352	2 1/16"

TUBING KITS



Part No.	Stk. Code	Description
95-6261	49367	10 ft Oil Pressure Tubing Kit
95-6260	49366	6 ft Oil Pressure Tubing Kit

NOTES



ADDITIONAL RESOURCES

Did you know you can look up parts using competitor part numbers on our website www.TECTRAN.COM?



TECTRAN · USA
2345 Walden Ave. Suite 100
Cheektowaga NY 14225
Ph: (800) 776-5549
Fx: (716) 894-9623

TECTRAN · CANADA
2400 Anson Dr.
Mississauga ON L5S 1G2
Ph: (905) 678-7700
Fx: (905) 678-6210

Part No. CAT1
07-2016